EUROVENT
PREMIUM

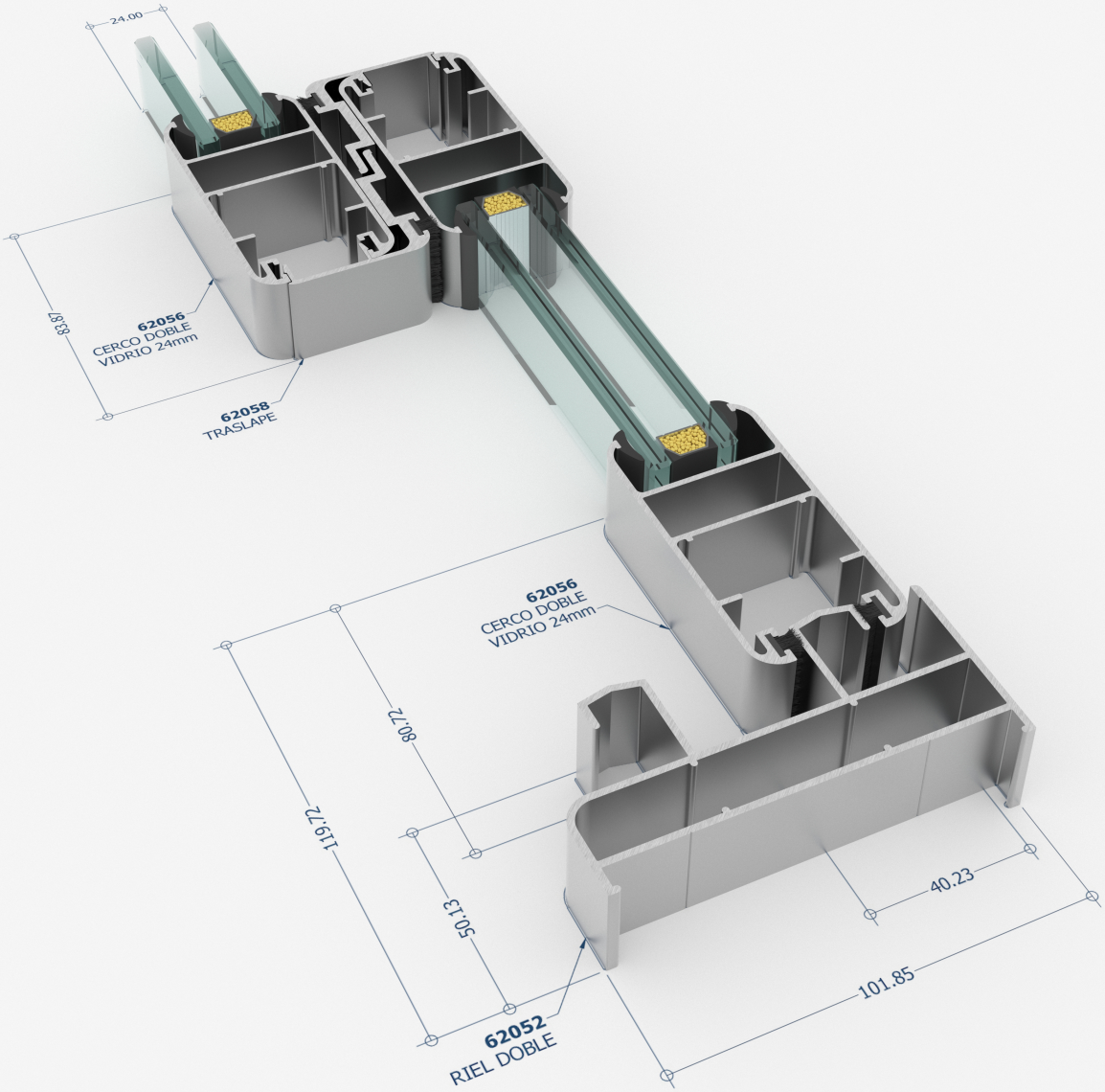

CUPRUM

C. 2020

EUROVENT

Código Cuprum: MEP - 2020

EUROVENT
PREMIUM

Es la línea de productos de lujo de ***Cuprum*** que te permitirá distinguirte de los demás, sus troqueles lograrán que hagas de manera rápida e industrializada una ventana hermética, segura y de alta calidad.

Te permitirá ofrecer a tus clientes, una gran variedad de soluciones en puertas y ventanas de gran estética, proporcionándoles en sus hogares un ambiente de bienestar y seguridad brindándoles aislamiento térmico y acústico con vidrios dobles y/o de seguridad, además se combina con herrajes de lujo de alto desempeño que terminarán con dar el toque ***Premium*** que tu cliente requiere.

CUPRUM

PDF created with pdfFactory Pro trial version www.pdffactory.com

1-10.pdf 1 08/03/2017 23:16:59

EUROVENT

CUPRUM

1-10.pdf 2 08/03/2017 23:16:59

PREMIUM

Fijos

Fijo Serie 45 07
Fijo Serie 80 21
Fijo Serie 150 34

Corredizas

Corrediza Serie 80 47
Corrediza Serie 150 84

Ventanas Batientes

Ventana Serie 45 112

Puertas

Puerta Serie 45 Camara Europea 149
Puerta Serie 45 167

Indice general de Herrajes 183
Indice general por claves 188
Series Eurovent Premium 189

1-10.pdf 1 08/03/2017 23:16:59

EUROVENT

CUPRUM

EUROVENT PREMIUM

CUPRUM

FIJO SERIE 45
FIJO SERIE 80
FIJO SERIE 150

CALIDAD

HERMETICIDAD

ESTÉTICA

FUNCIONALIDAD

LUJO

DISEÑO

DURABILIDAD

SEGURIDAD

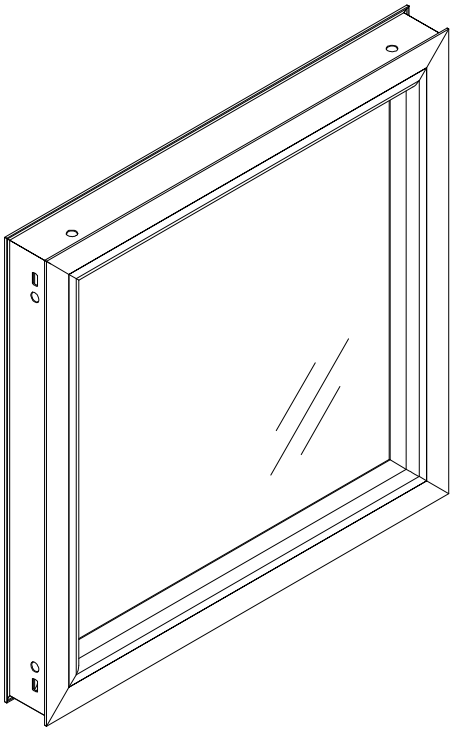

Fijos

PDF created with pdfFactory Pro trial version www.pdffactory.com

1-10.pdf 1 08/03/2017 23:16:59

EUROVENT

CUPRUM

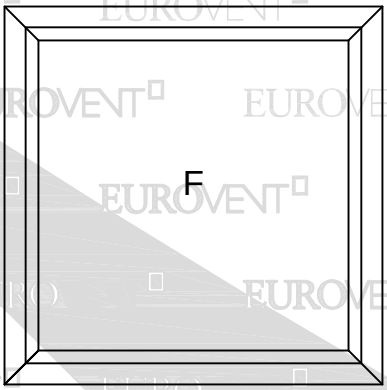

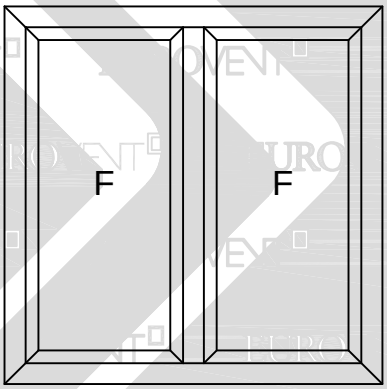

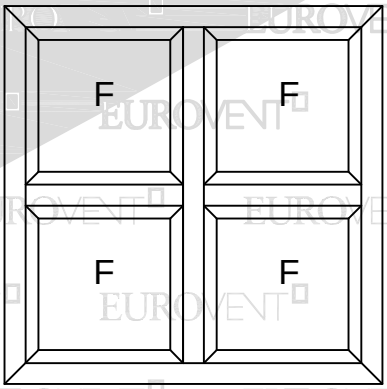

PDF created with pdfFactory trial version www.pdffactory.com

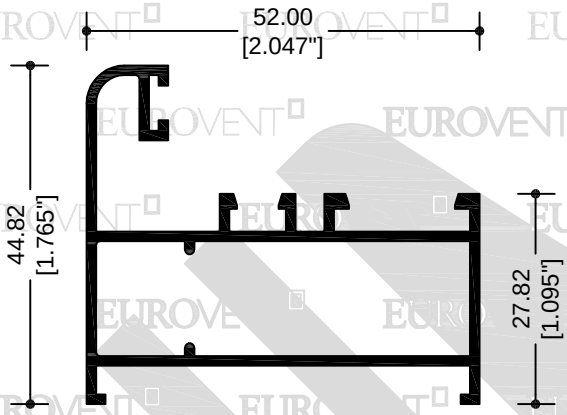

62033
"L" CONTRAMARCO

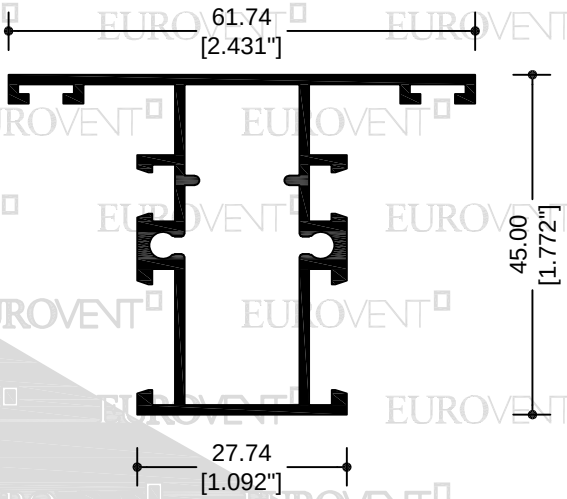

62041
INTERMEDIO CUADRÍCULA

EMIUM

ERIE

S45

FIJO

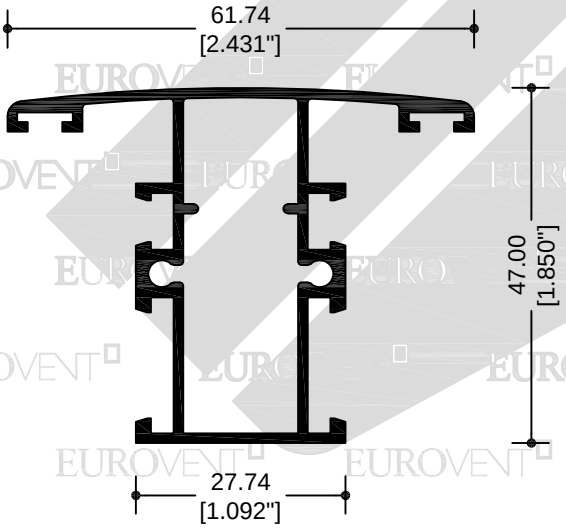

62028
"T" INTERMEDIO

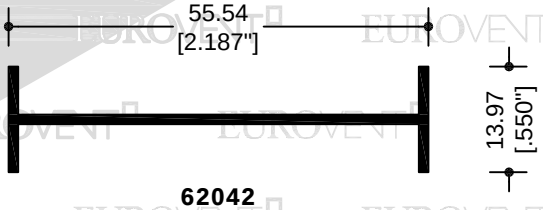

62042
MOLDURA DE UNIÓN

PDF created with pdfFactory trial version www.pdffactory.com

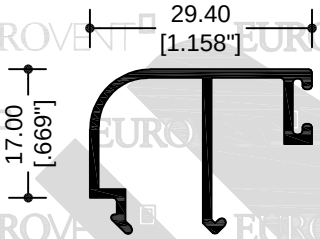

62029
JUNQUILLO 6mm.

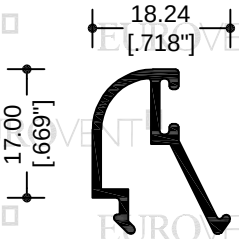

62030
JUNQUILLO 24mm.

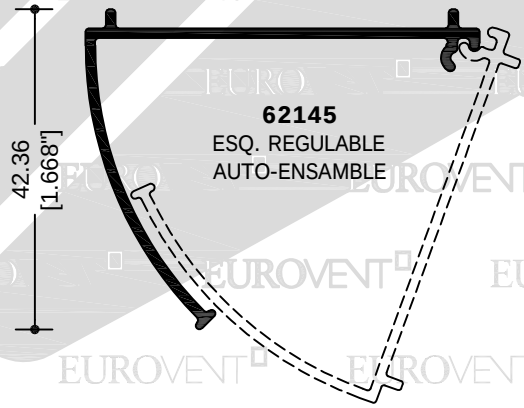

62145
ESQ. REGULABLE
AUTO-ENSAMBLE

PDF created with pdfFactory trial version www.pdffactory.com

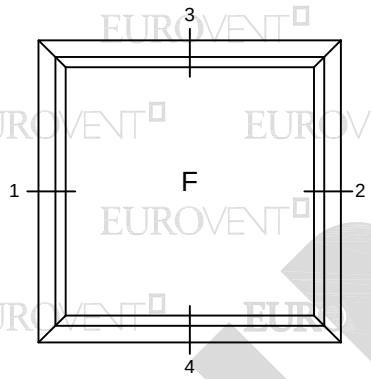

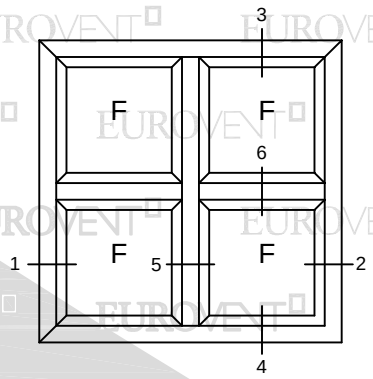

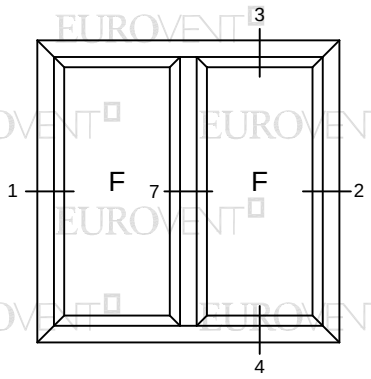

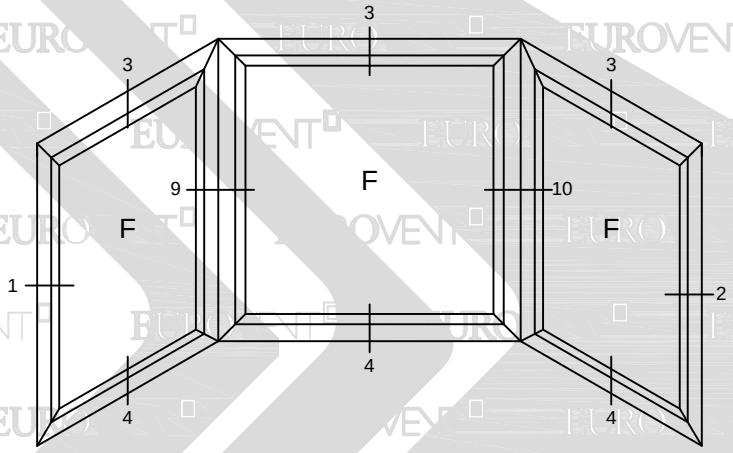

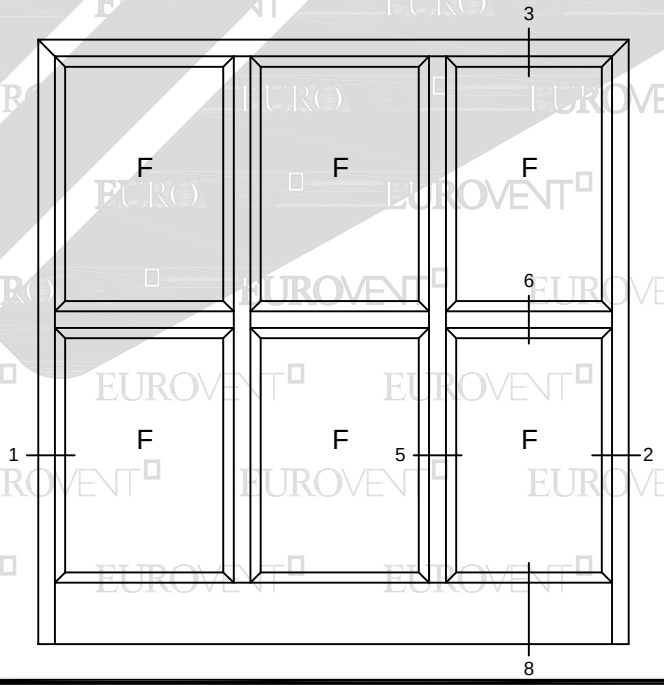

PDF created with pdfFactory trial version www.pdffactory.com

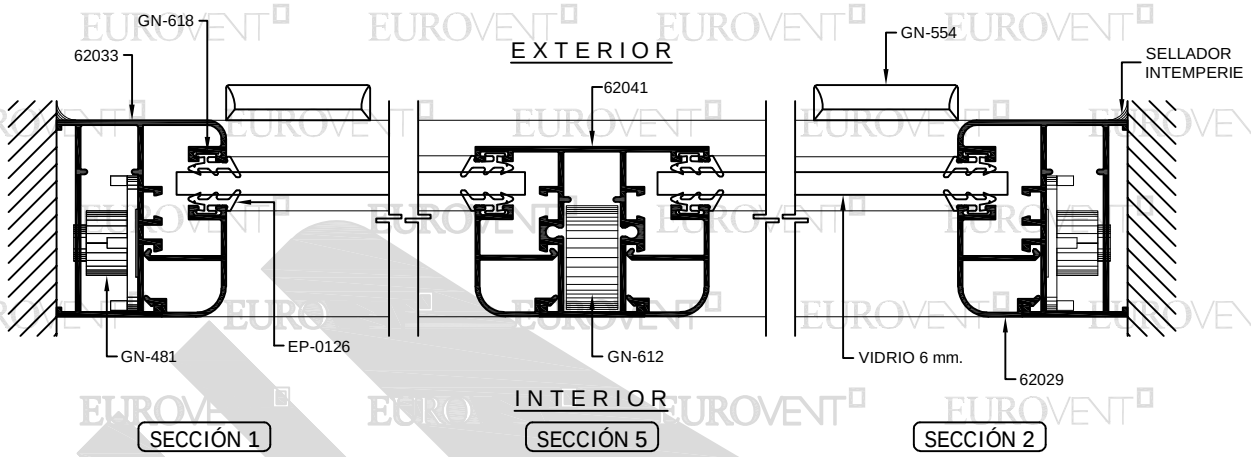

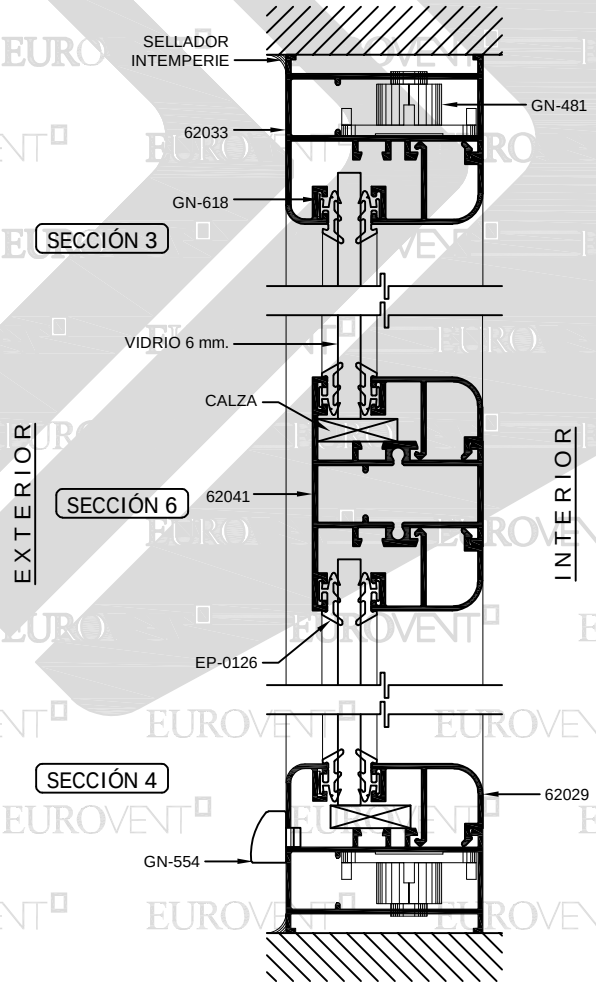

PREMIUM
SERIE
S45
FIJO

PDF created with pdfFactory trial version www.pdffactory.com

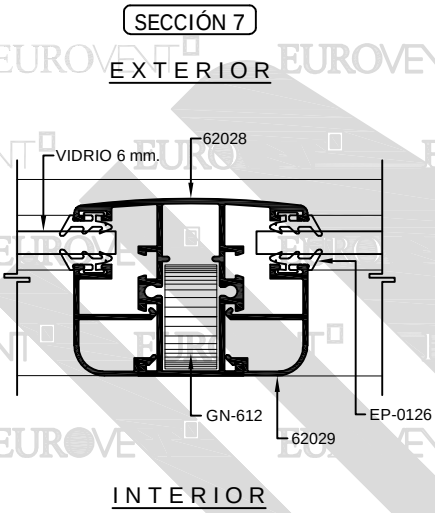

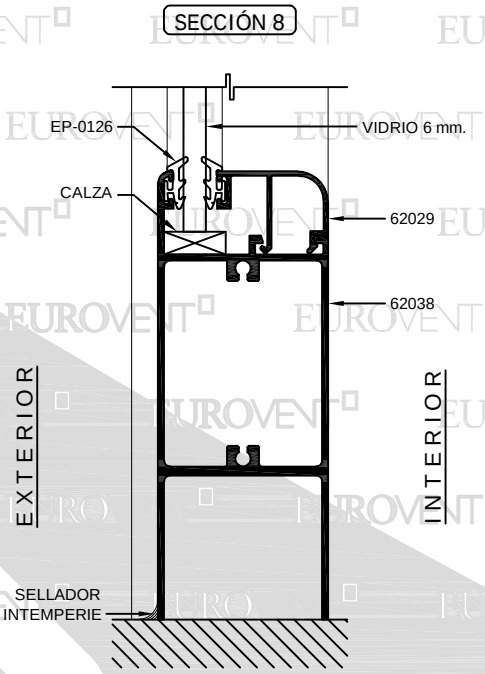

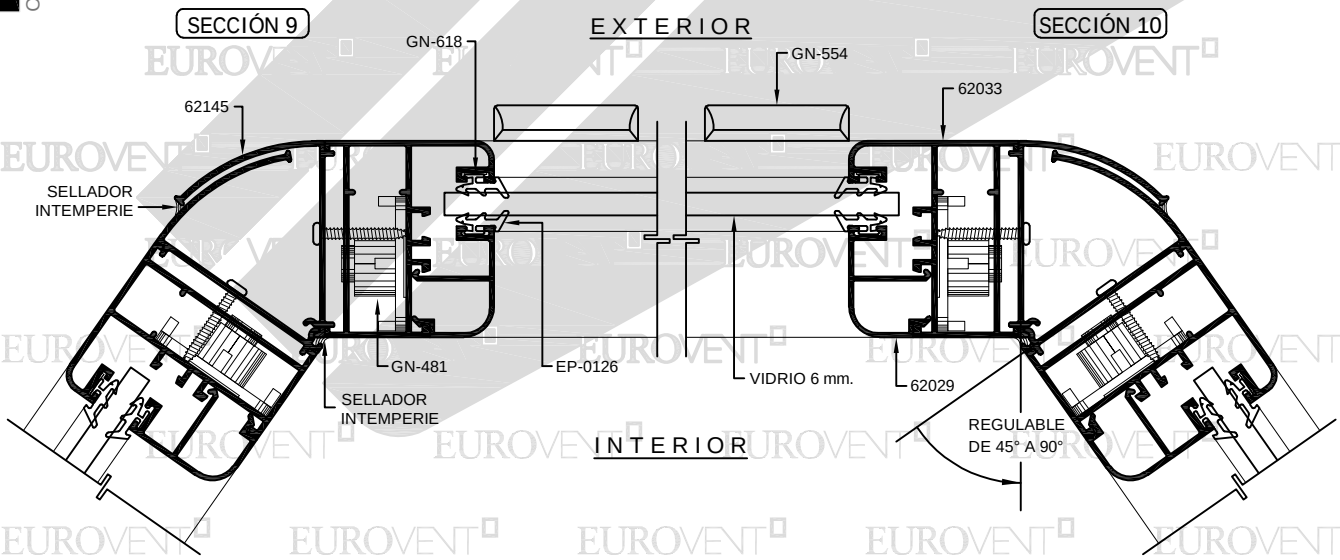

EMIUM
ERIE
S45
FIJO

PDF created with pdfFactory trial version www.pdffactory.com

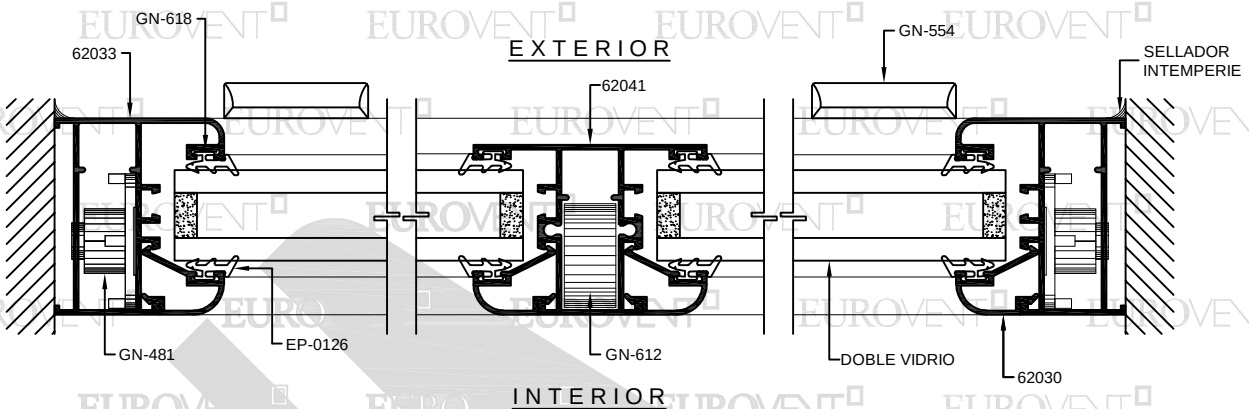

SECCIÓN 1 SECCIÓN 5 SECCIÓN 2

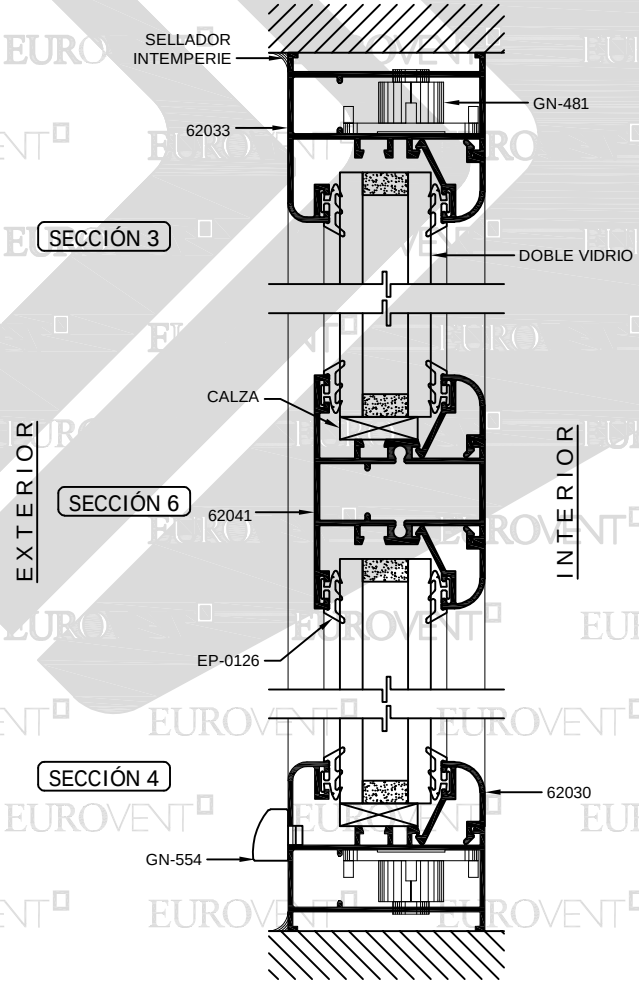

SECCIÓN 3
SECCIÓN 6
SECCIÓN 4

PREMIUM
SERIE
S45
FIJO

PDF created with pdfFactory trial version www.pdffactory.com

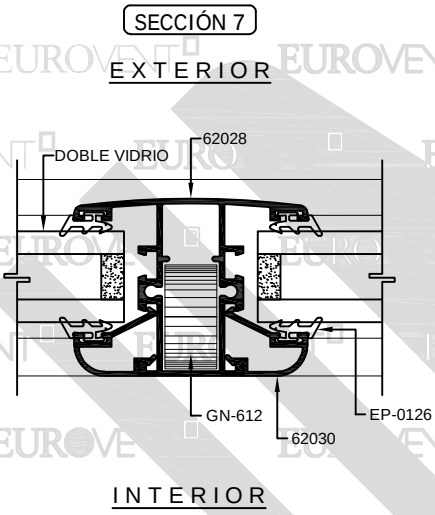

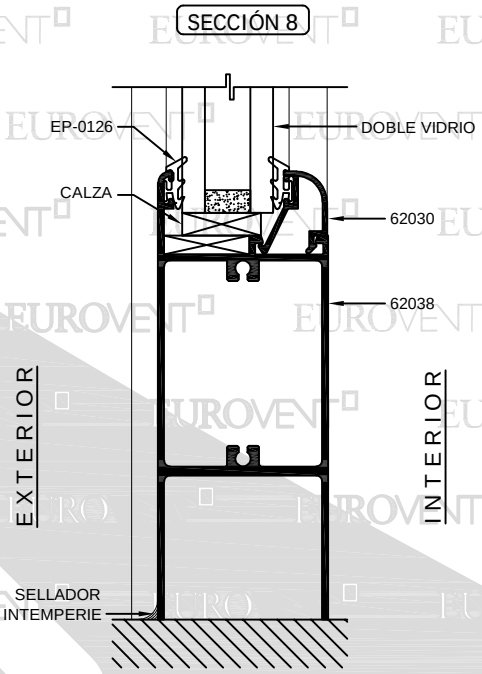

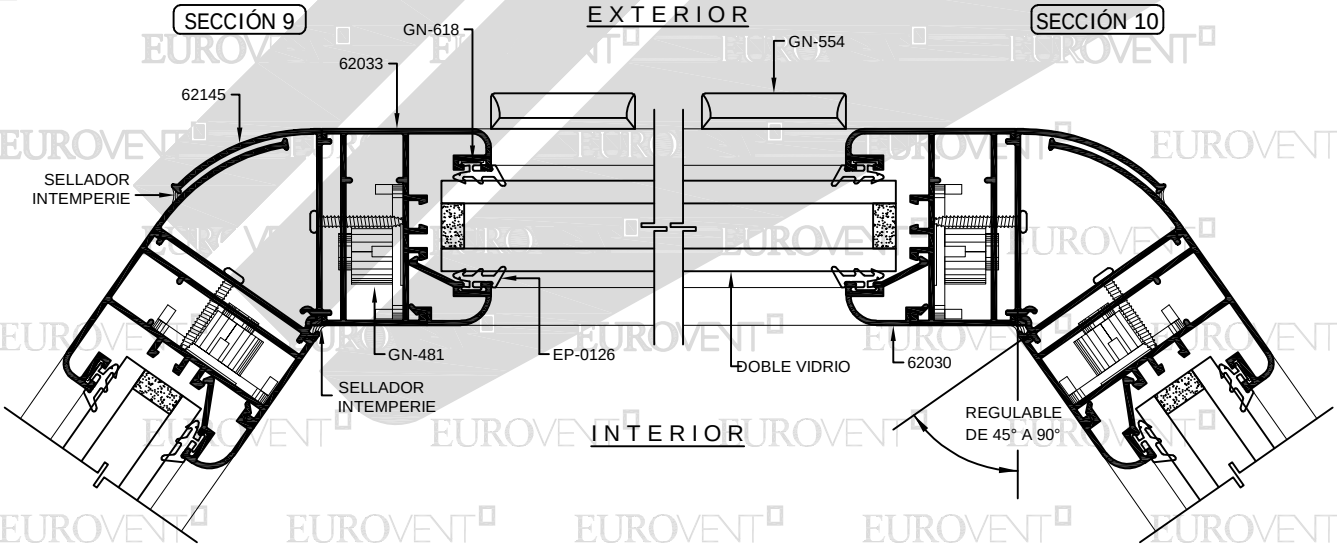

EMIUM

ERIE

S45

FIJO

PDF created with pdfFactory trial version www.pdffactory.com

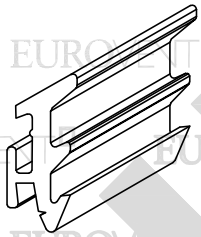

EP-0126
EMPAQUE VIDRIO DE HOJA

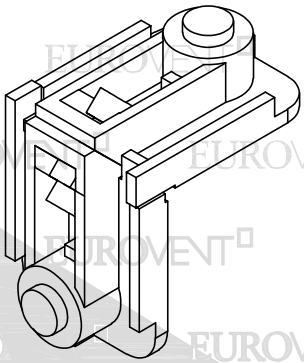

GN-481
ESCUADRA DE BOTÓN 421

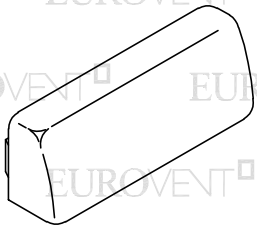

GN-554
TAPA DREN

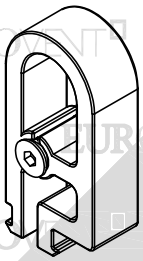

GN-612
CONECTOR 575 BERNINA

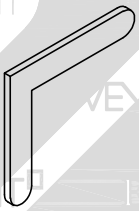

GN-618
ESCUADRA DE ALINEACIÓN

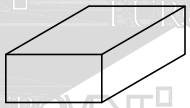

CALZA DE SILICON
$\frac{1}{4}$" x $\frac{3}{8}$"

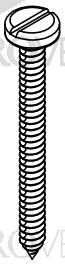

PIJA
#10x1½"

PDF created with pdfFactory trial version www.pdffactory.com

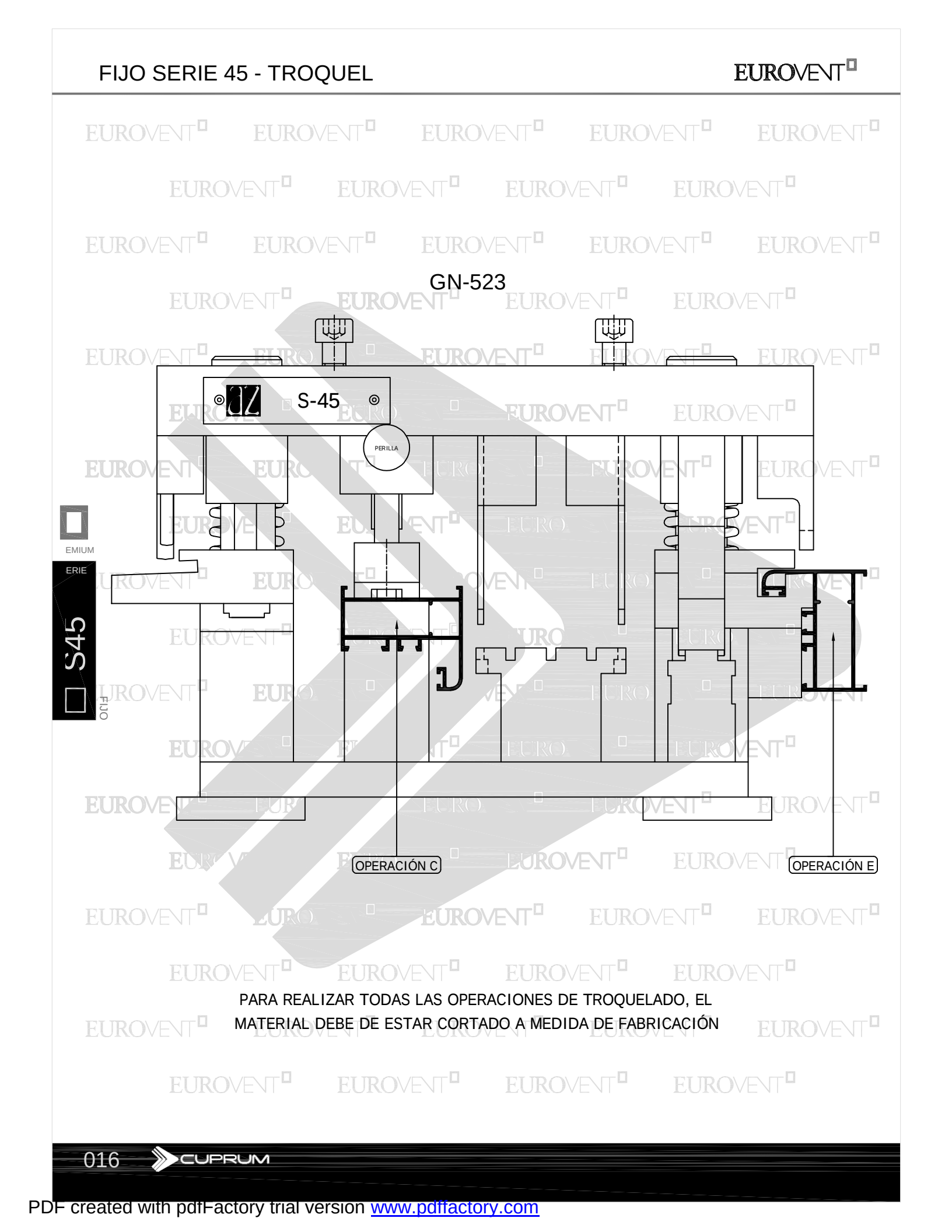

GN-523

PARA REALIZAR TODAS LAS OPERACIONES DE TROQUELADO, EL MATERIAL DEBE DE ESTAR CORTADO A MEDIDA DE FABRICACIÓN

PDF created with pdfFactory trial version www.pdffactory.com

OPERACIÓN C

62033 "L" CONTRAMARCO
ESCUADRA DE BOTÓN HOR.

PARA REALIZAR LA OPERACIÓN "C" VERTICAL, LA PERILLA DEBE DE ESTAR ADENTRO
PARA REALIZAR LA OPERACIÓN "C" HORIZONTAL, LA PERILLA DEBE DE ESTAR AFUERA

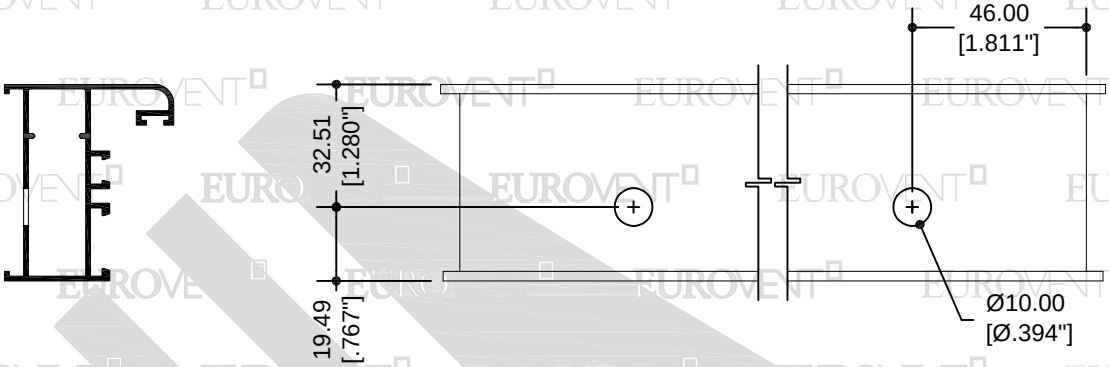

OPERACIÓN C

62033 "L" CONTRAMARCO
ESCUADRA DE BOTÓN VERT.

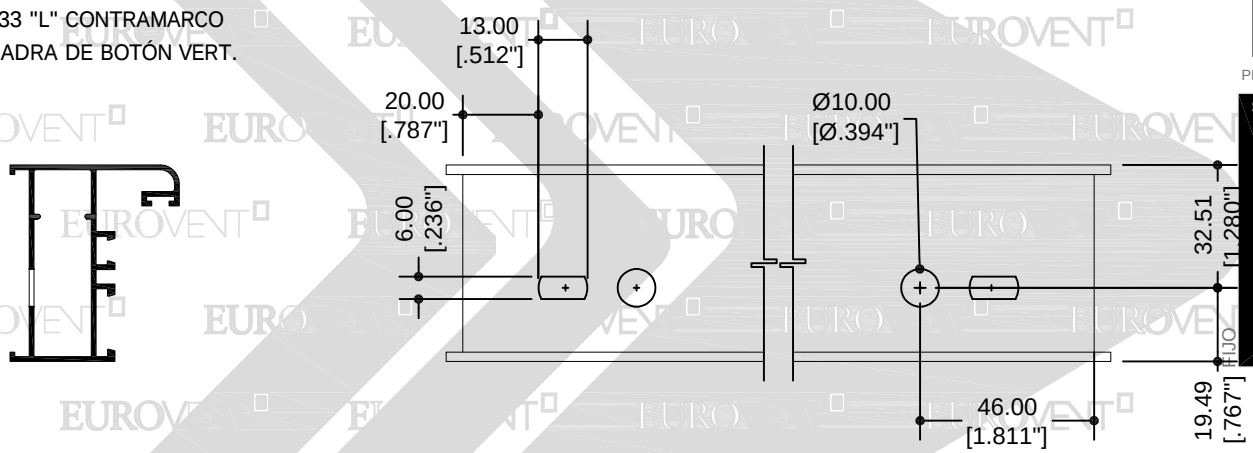

PREMIUM
SERIE
S45
FIJO

OPERACIÓN E

62033 "L" CONTRAMARCO
DREN

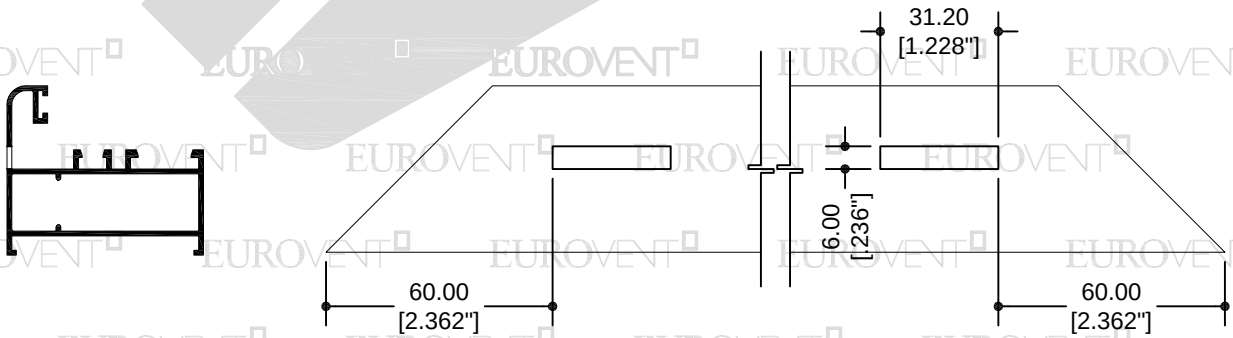

PDF created with pdfFactory trial version www.pdffactory.com

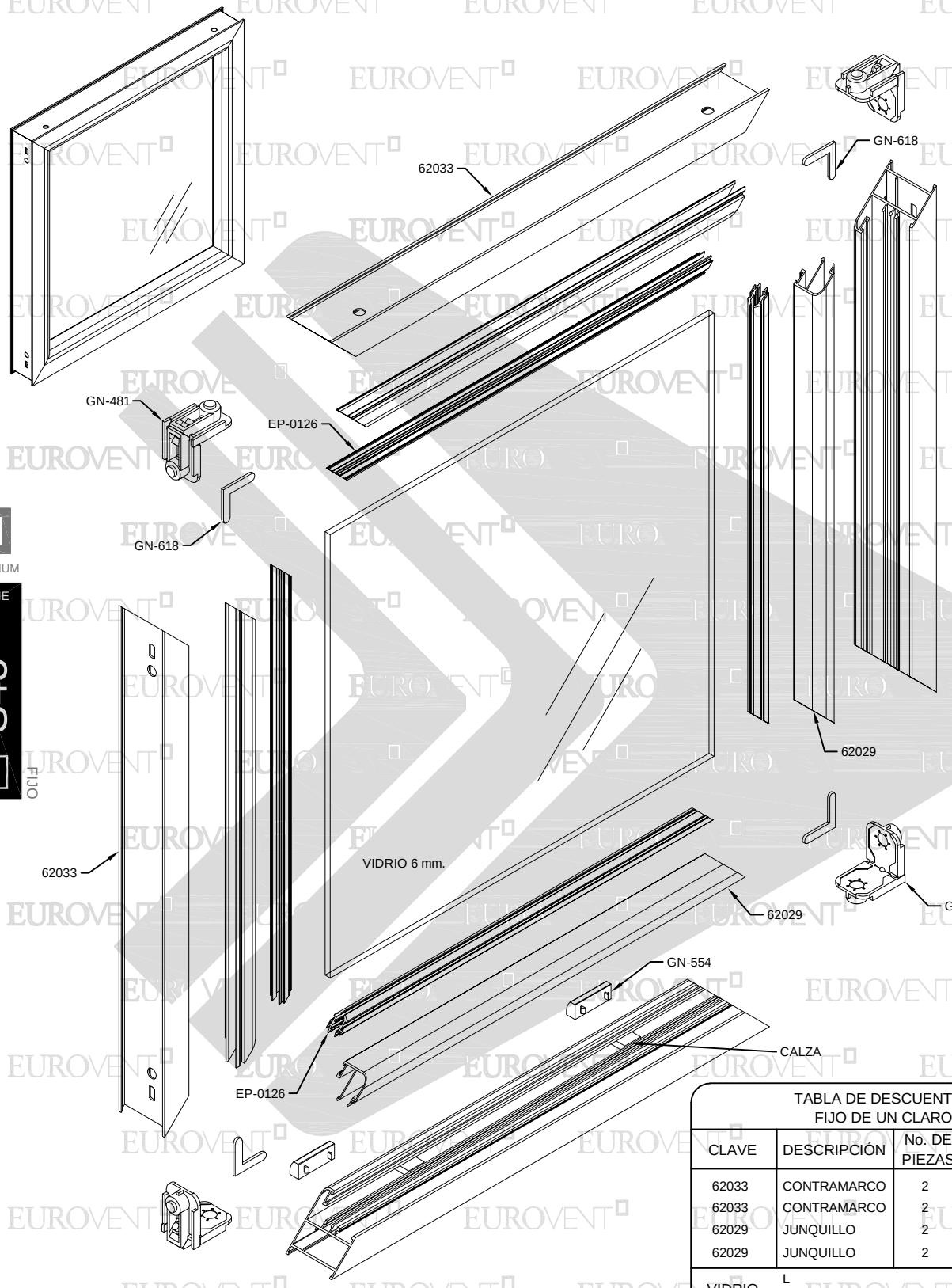

TABLA DE DESCUENTOS
FIJO DE UN CLARO

CLAVE	DESCRIPCIÓN	No. DE PIEZAS	CORTE Y DESCUENTO
62033	CONTRAMARCO	2	L
62033	CONTRAMARCO	2	H
62029	JUNQUILLO	2	L-46
62029	JUNQUILLO	2	H-46
VIDRIO	L	1	L-64
	H		H-64

L= ANCHO DE VENTANA
H= ALTO DE VENTANA

DESCUENTOS EN MM.

PDF created with pdfFactory trial version www.pdffactory.com

DEFLEXIÓN MAX. L/175

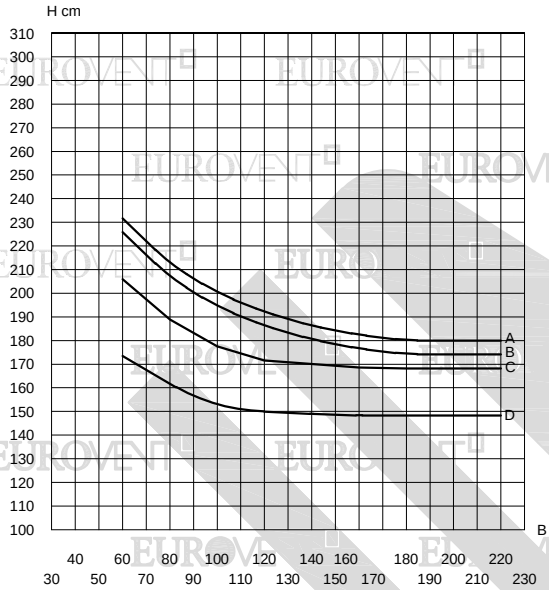

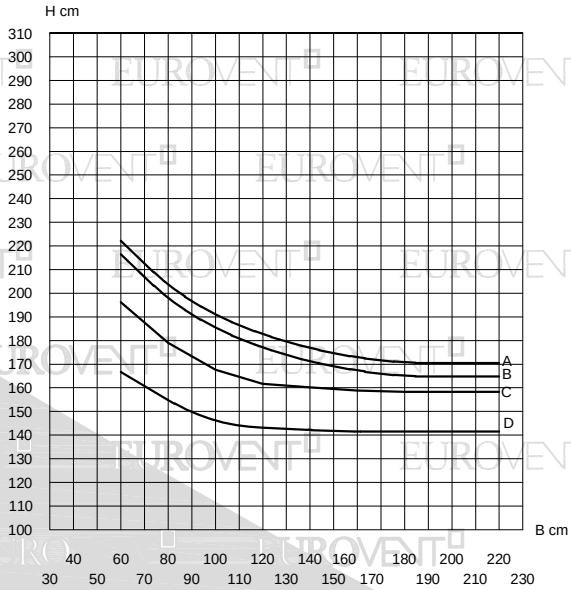

PREMIUM

SERIE S45 FIJO

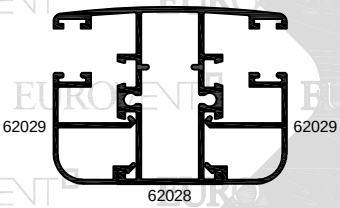

I x-x= 10.55 cm4

LOS LÍMITES DE FABRICACIÓN PARA LOS PERFILES, SERÁN LOS QUE SE ENCUENTREN DEBAJO DE LAS CURVAS GRAFICADAS.

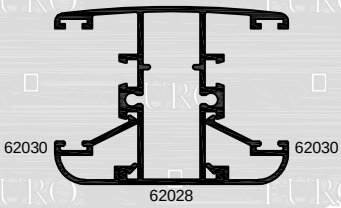

I x-x= 9.23 cm4

ALEACIÓN: 6063
TEMPLE: 5

Valores de presión por velocidad de viento

Curvas	Presión del diseño	Velocidad de viento	Zona
A	45 Kg/m^2	80 Km/h	Centro de grandes ciudades
B	50 Kg/m^2	90 Km/h	Barrios Residenciales
C	65 Kg/m^2	120 Km/h	Campo Abierto
D	110 Kg/m^2	160 Km/h	Zona Costera

LOS LÍMITES DE UN CANCEL VAN EN FUNCIÓN DE LA COMBINACIÓN DE RESISTENCIA DEL PERFIL DE ALUMINIO, EL VIDRIO Y LOS ACCESORIOS QUE LO INTEGRAN.

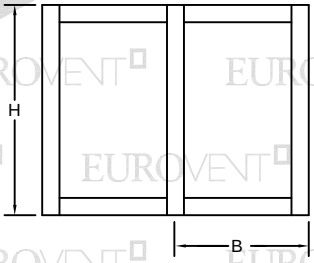

VERIFICAR QUE LA DEFLEXIÓN DEL PERFIL SEA COMPATIBLE CON EL VIDRIO UTILIZADO.

PDF created with pdfFactory trial version www.pdffactory.com

PARÁMETROS MÍNIMOS Y MÁXIMOS DE FABRICACIÓN.

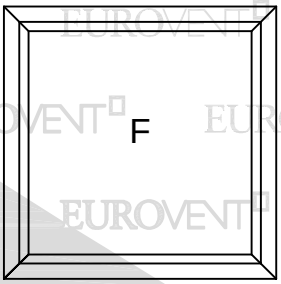

F-45
MÍNIMO 0.30 x 0.30
MÁXIMO 4m² CON VIDRIO RECOCIDO DE 6 mm. SIN INTERMEDIOS,
PARA OTROS ESPESORES VER CON EL FABRICANTE,
CON INTERMEDIOS VER GRÁFICA.

EMIUM
ERIE
S45
FIJO

ALUMINIO					
CLAVE	DESCRIPCIÓN	PIEZAS X ATADO	LARGO STD. MTS.	PERÍMETRO ANOD. CM.	PERÍMETRO PUL. CM.
62028	"T" INTERERMEDIO	4	6.10	32.99	9.60
62029	JUNQUILLO 6mm.	12	6.10	17.60	4.26
62030	JUNQUILLO 24mm.	16	6.10	12.44	2.49
62033	"L" CONTRAMARCO	4	6.10	30.03	8.09
62041	INTERMEDIO CUADRÍCULA	4	6.10	32.57	9.60
62042	MOLDURA DE UNIÓN	12	6.10	16.42	3.30
62145	ESQ. REG. AUTO-ENSAMBLE	12	6.10	21.33	5.06

PDF created with pdfFactory trial version www.pdffactory.com

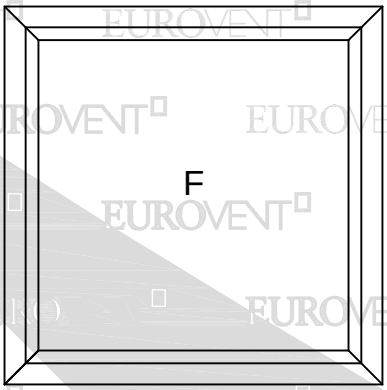

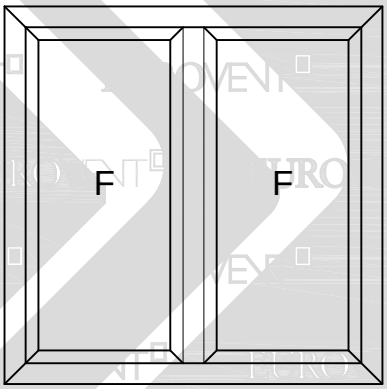

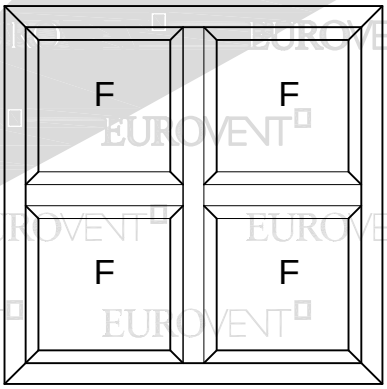

PDF created with pdfFactory trial version www.pdffactory.com

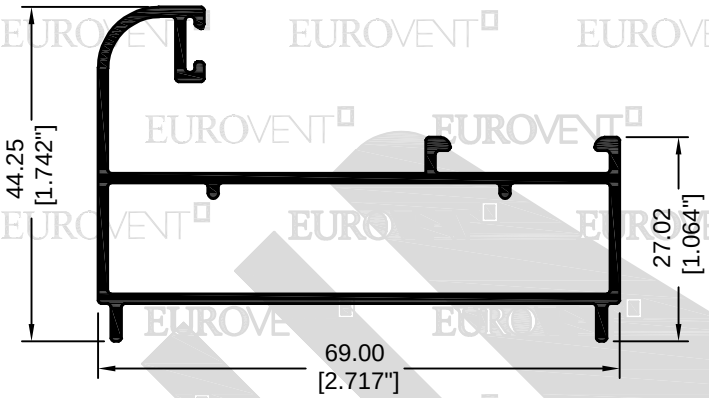

62092
ESCALONADO 2 VIAS

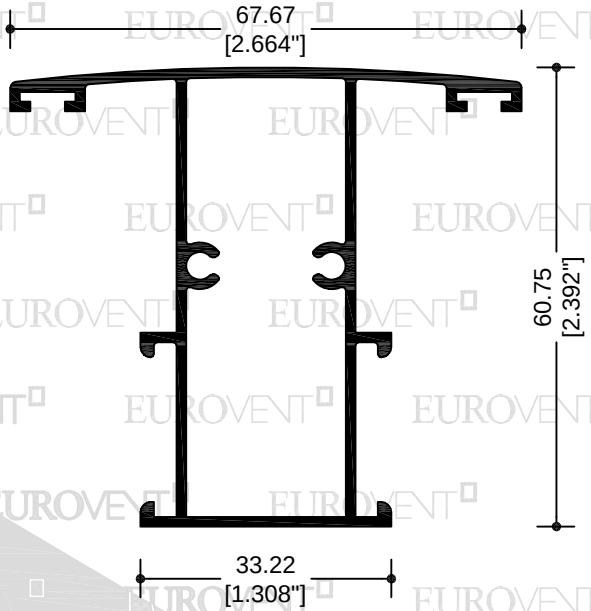

62021
INTERMEDIO

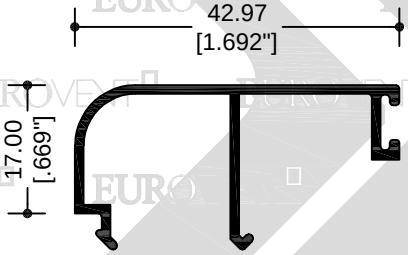

62022
JUNQUILLO 6mm.

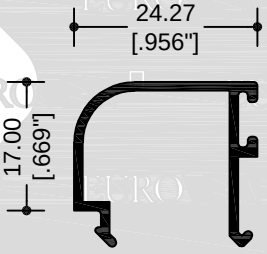

62023
JUNQUILLO 24mm.

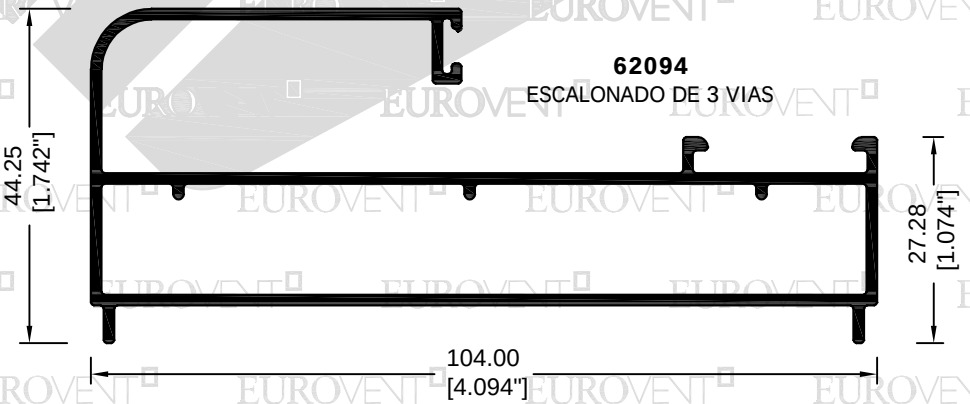

62094
ESCALONADO DE 3 VIAS

PDF created with pdfFactory trial version www.pdffactory.com

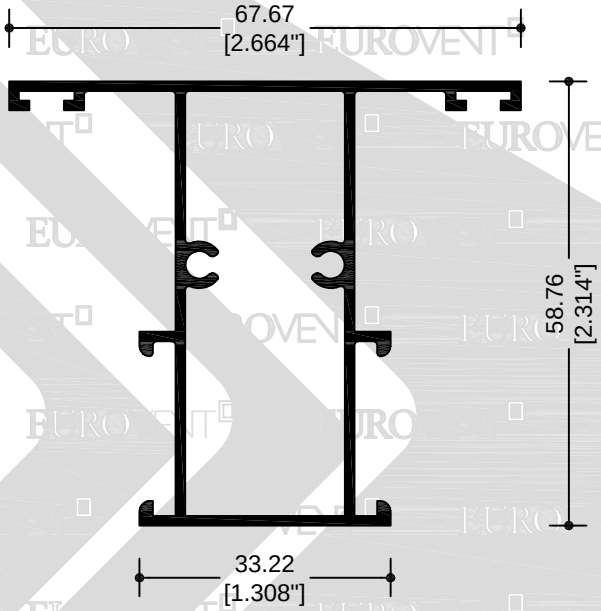

62047

INTERMEDIO CUADRÍCULA

PREMIUM
SERIE
S80
FIJO

PDF created with pdfFactory trial version www.pdffactory.com

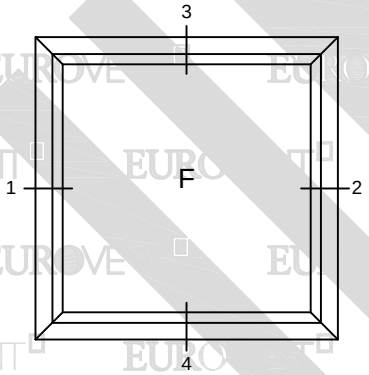

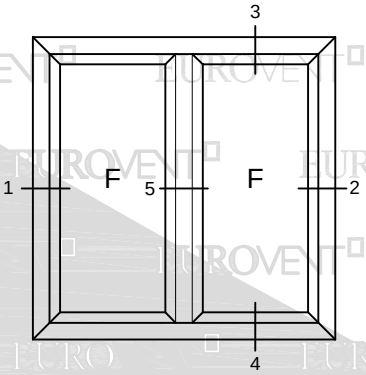

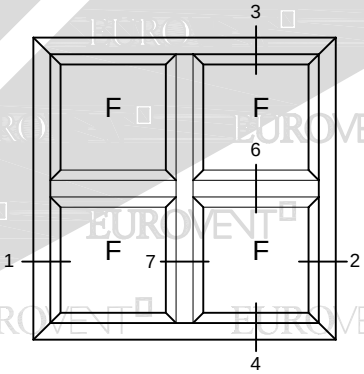

PDF created with pdfFactory trial version www.pdffactory.com

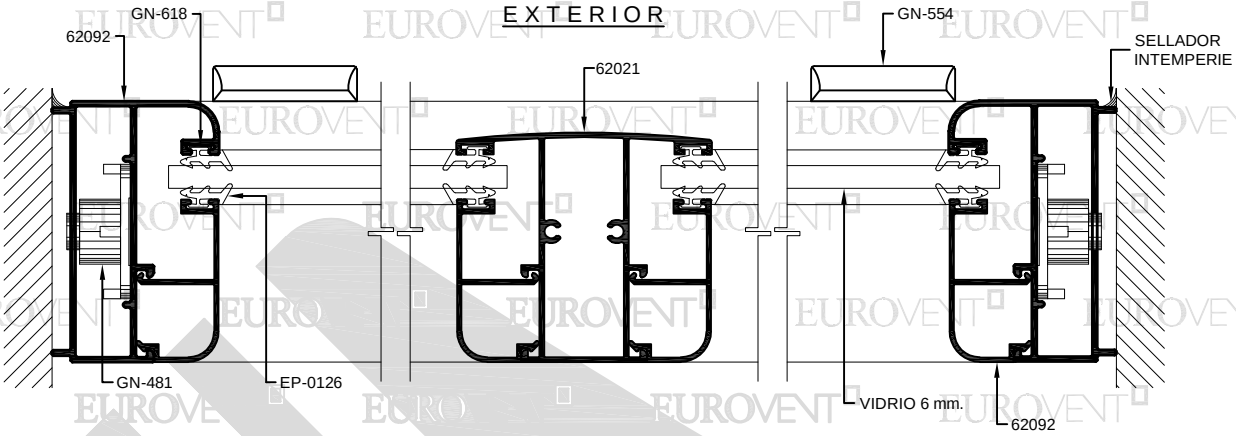

SECCIÓN 1

INTERIOR

SECCIÓN 5

SECCIÓN 2

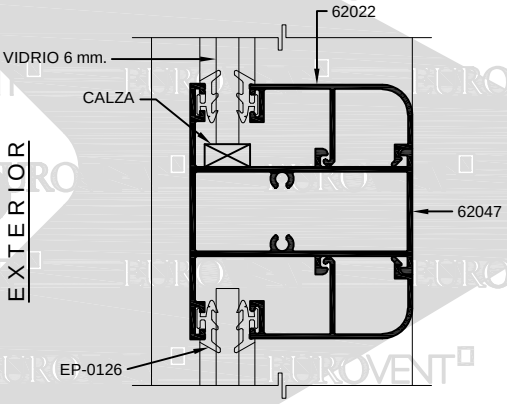

SECCIÓN 6

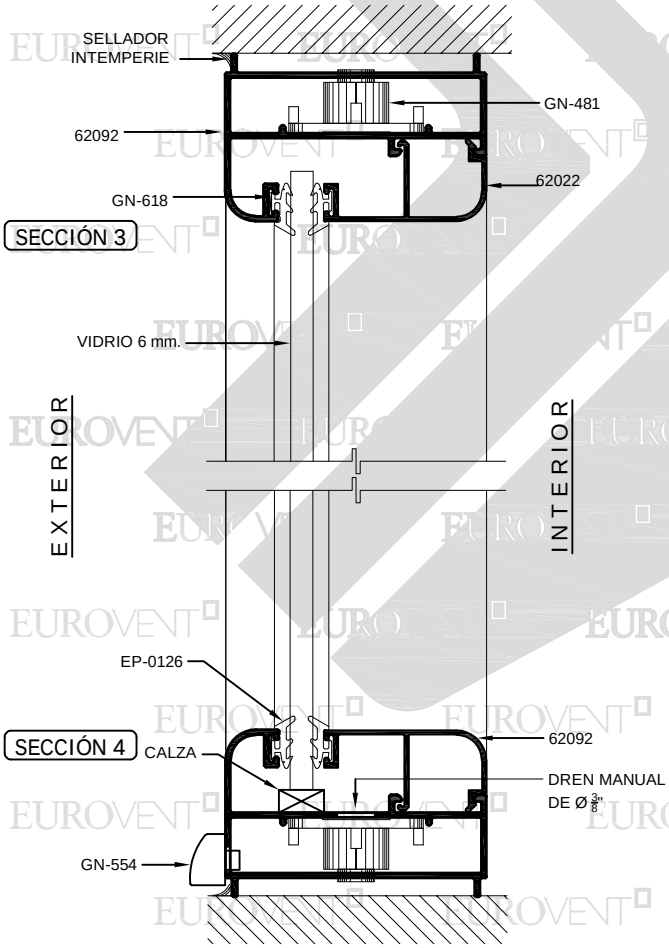

SECCIÓN 3

SECCIÓN 4

EXTERIOR

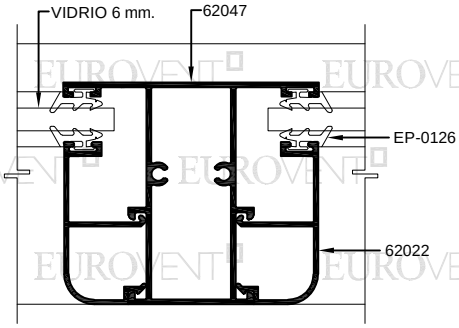

INTERIOR

SECCIÓN 7

PREMIUM

SERIE

S80

FIJO

PDF created with pdfFactory trial version www.pdffactory.com

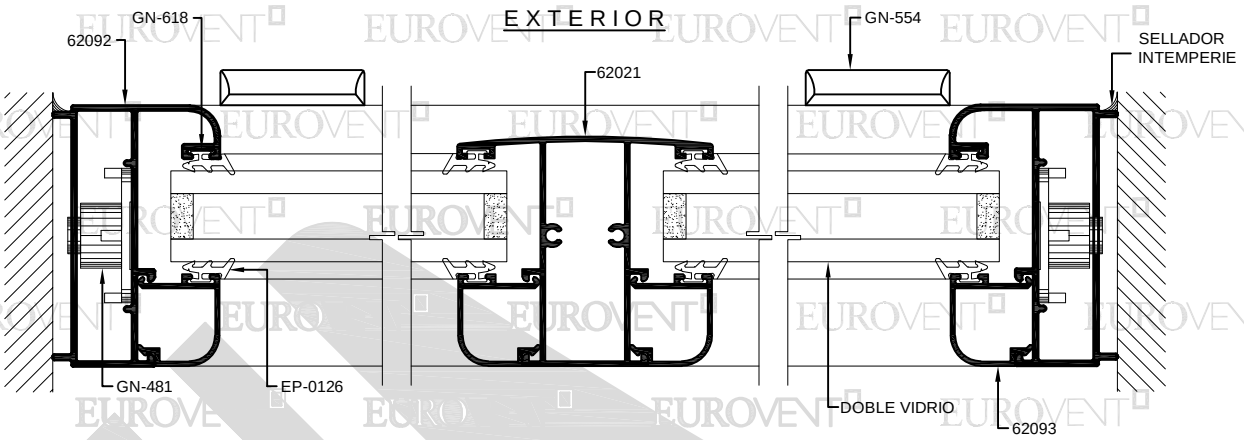

SECCIÓN 1

SECCIÓN 5

SECCIÓN 2

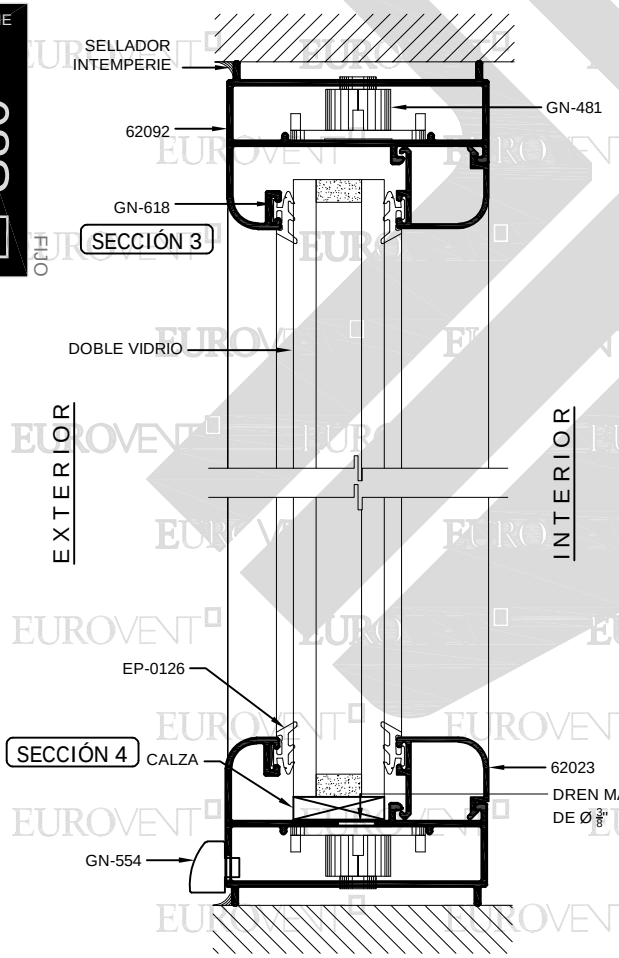

SECCIÓN 3

SECCIÓN 4

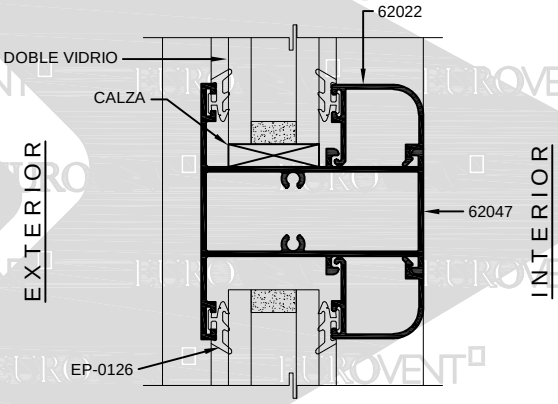

SECCIÓN 6

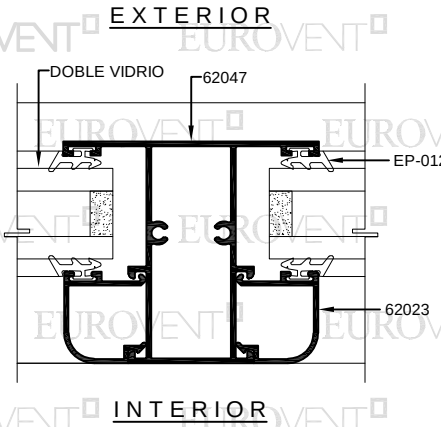

PDF created with pdfFactory trial version www.pdffactory.com

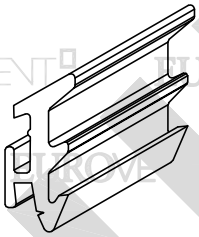

EP-0126
EMPAQUE VIDRIO DE HOJA

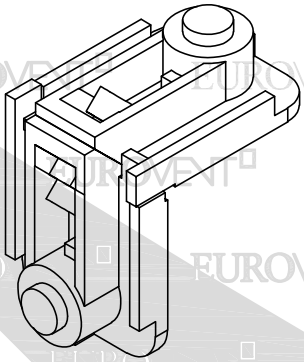

GN-481
ESCUADRA DE BOTÓN 421

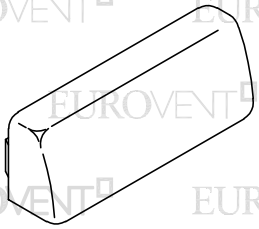

GN-554
TAPA DREN

PREMIUM
SERIE
S80
FIJO

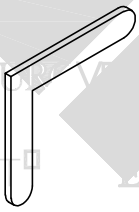

GN-618
ESCUADRA DE ALINEACIÓN

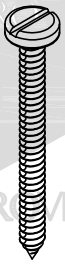

PIJA
#10x1½"

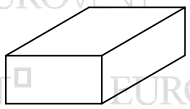

CALZA DE SILICON
$\frac{1}{4}$" X $\frac{3}{8}$"

PDF created with pdfFactory trial version www.pdffactory.com

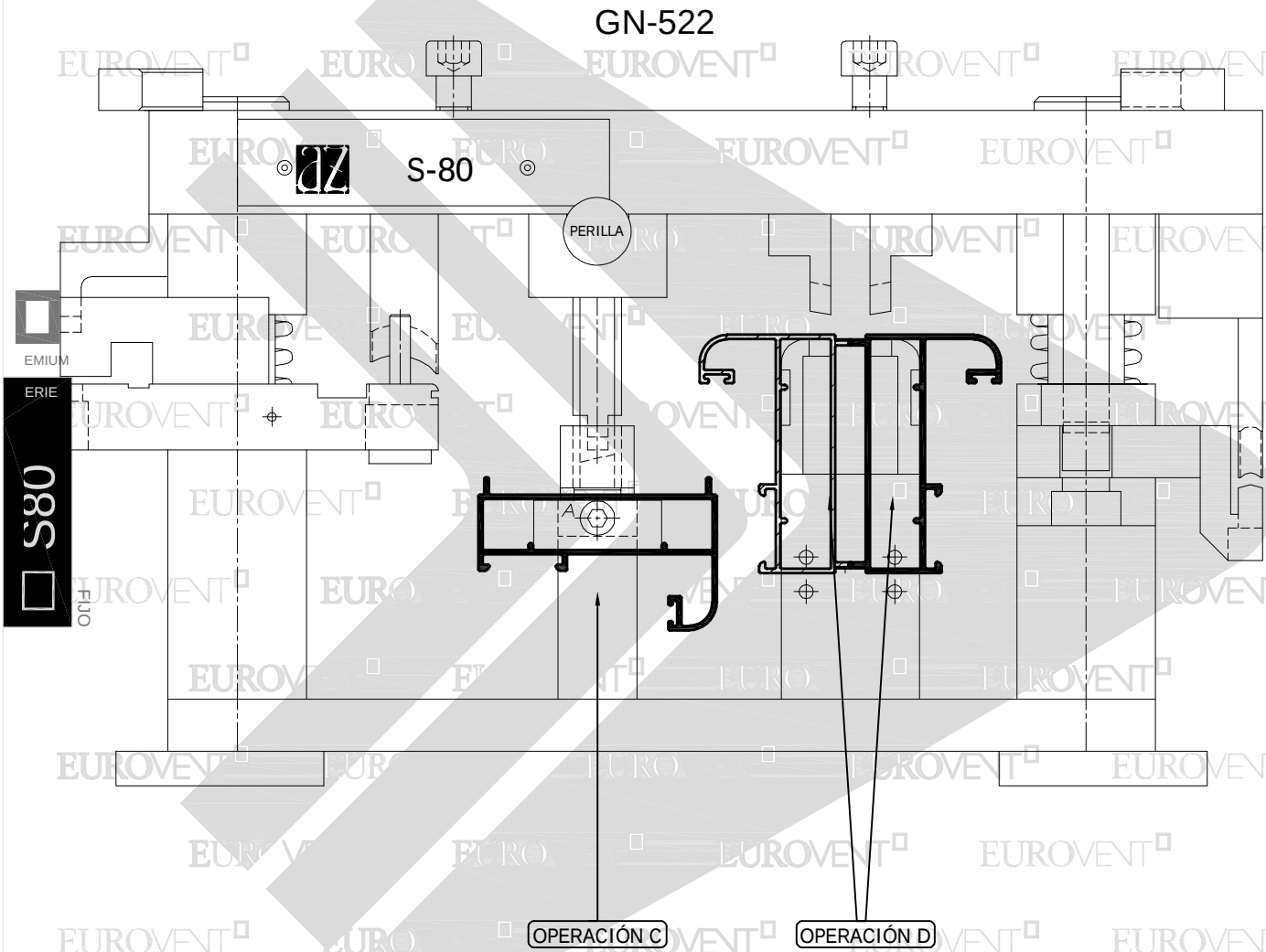

PARA REALIZAR TODAS LAS OPERACIONES DE TROQUELADO, EL MATERIAL DEBE DE ESTAR CORTADO A MEDIDA DE FABRICACIÓN

PDF created with pdfFactory trial version www.pdffactory.com

FIJO SERIE 80 - OPERACIONES DE TROQUEL

PARA REALIZAR LA OPERACIÓN "C" VERTICAL, LA PERILLA DEBE DE ESTAR ADENTRO
PARA REALIZAR LA OPERACIÓN "C" HORIZONTAL, LA PERILLA DEBE DE ESTAR AFUERA

OPERACIÓN C
62092 ESCALONADO
ESCUADRA DE BOTÓN HOR.

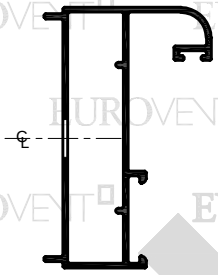

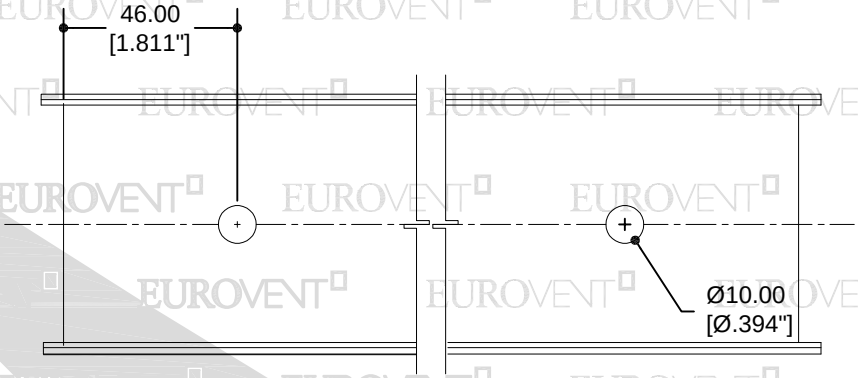

OPERACIÓN C
62092 ESCALONADO
ESCUADRA DE BOTÓN VERT.

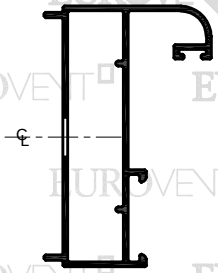

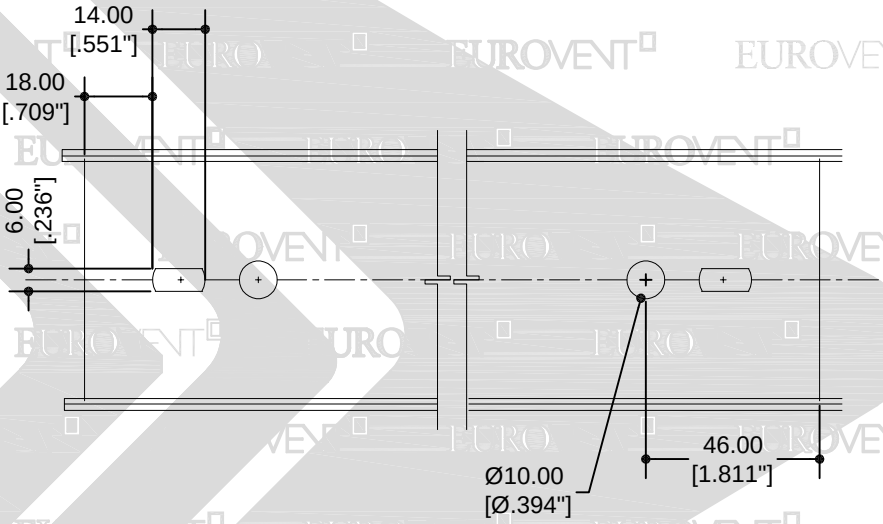

OPERACIÓN MANUAL
BARRENO PARA DESAGÜE

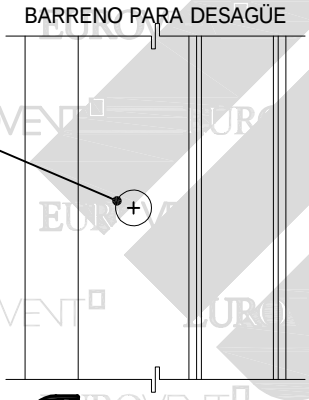

OPERACIÓN D
62092 ESCALONADO
DREN TUBULAR



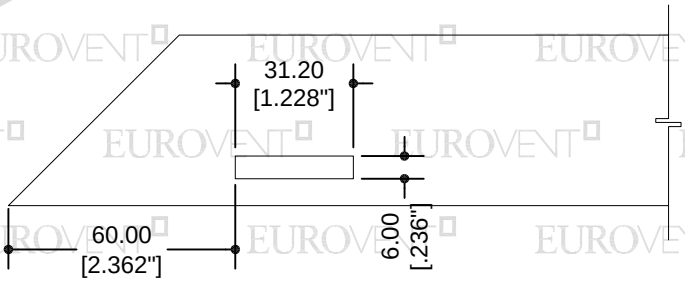

PREMIUM
SERIE
S80
FIJO

PDF created with pdfFactory trial version www.pdffactory.com

DEFLEXIÓN MAX. L/175

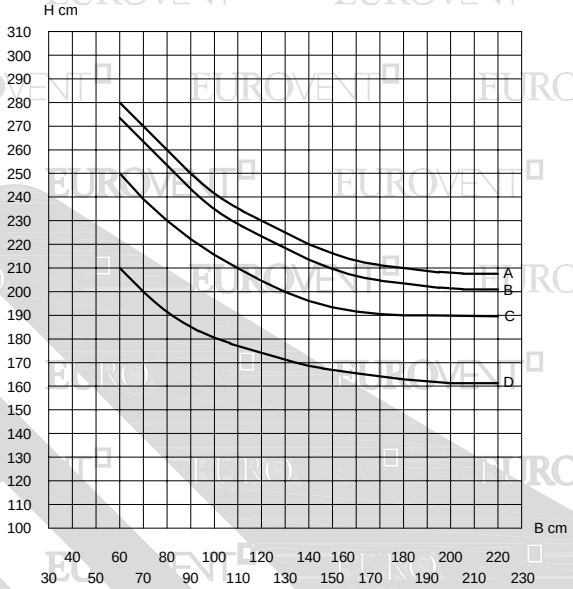

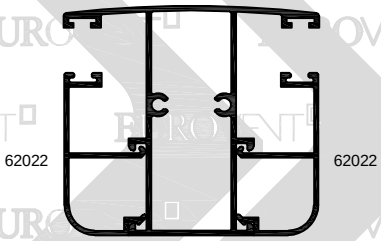

I x-x= 21.53 cm4

LOS LÍMITES DE FABRICACIÓN PARA LOS PERFILES, SERÁN LOS QUE SE ENCUENTREN DEBAJO DE LAS CURVAS GRAFICADAS.

ALEACIÓN: 6063
TEMPLE: 5

Valores de presión por velocidad de viento

Curvas	Presión del diseño	Velocidad de viento	Zona
A	45 Kg/m^2	80 Km/h	Centro de grandes ciudades
B	50 Kg/m^2	90 Km/h	Barrios Residenciales
C	65 Kg/m^2	120 Km/h	Campo Abierto
D	110 Kg/m^2	160 Km/h	Zona Costera

LOS LÍMITES DE UN CANCEL VAN EN FUNCIÓN DE LA COMBINACIÓN DE RESISTENCIA DEL PERFIL DE ALUMINIO, EL VIDRIO Y LOS ACCESORIOS QUE LO INTEGRAN.

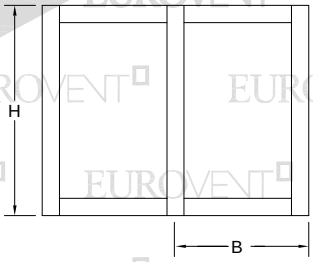

VERIFICAR QUE LA DEFLEXIÓN DEL PERFIL SEA COMPATIBLE CON EL VIDRIO UTILIZADO.

PDF created with pdfFactory trial version www.pdffactory.com

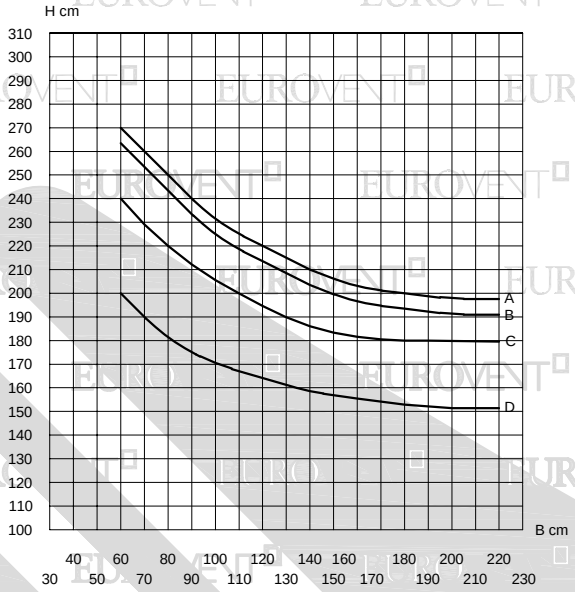

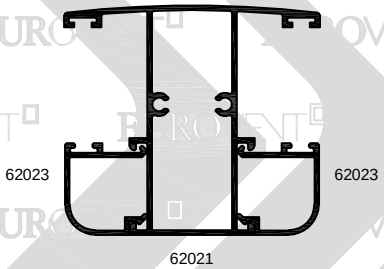

I x-x= 18.32 cm4

LOS LÍMITES DE FABRICACIÓN PARA LOS PERFILES, SERÁN LOS QUE SE ENCUENTREN DEBAJO DE LAS CURVAS GRAFICADAS.

ALEACIÓN: 6063
TEMPLE: 5

Valores de presión por velocidad de viento

Curvas	Presión del diseño	Velocidad de viento	Zona
A	45 Kg/m^2	80 Km/h	Centro de grandes ciudades
B	50 Kg/m^2	90 Km/h	Barrios Residenciales
C	65 Kg/m^2	120 Km/h	Campo Abierto
D	110 Kg/m^2	160 Km/h	Zona Costera

LOS LÍMITES DE UN CANCEL VAN EN FUNCIÓN DE LA COMBINACIÓN DE RESISTENCIA DEL PERFIL DE ALUMINIO, EL VIDRIO Y LOS ACCESORIOS QUE LO INTEGRAN.

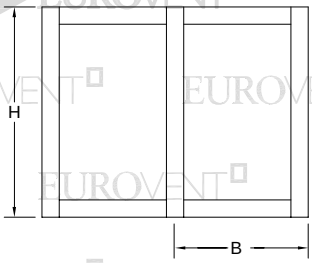

VERIFICAR QUE LA DEFLEXIÓN DEL PERFIL SEA COMPATIBLE CON EL VIDRIO UTILIZADO.

PDF created with pdfFactory trial version www.pdffactory.com

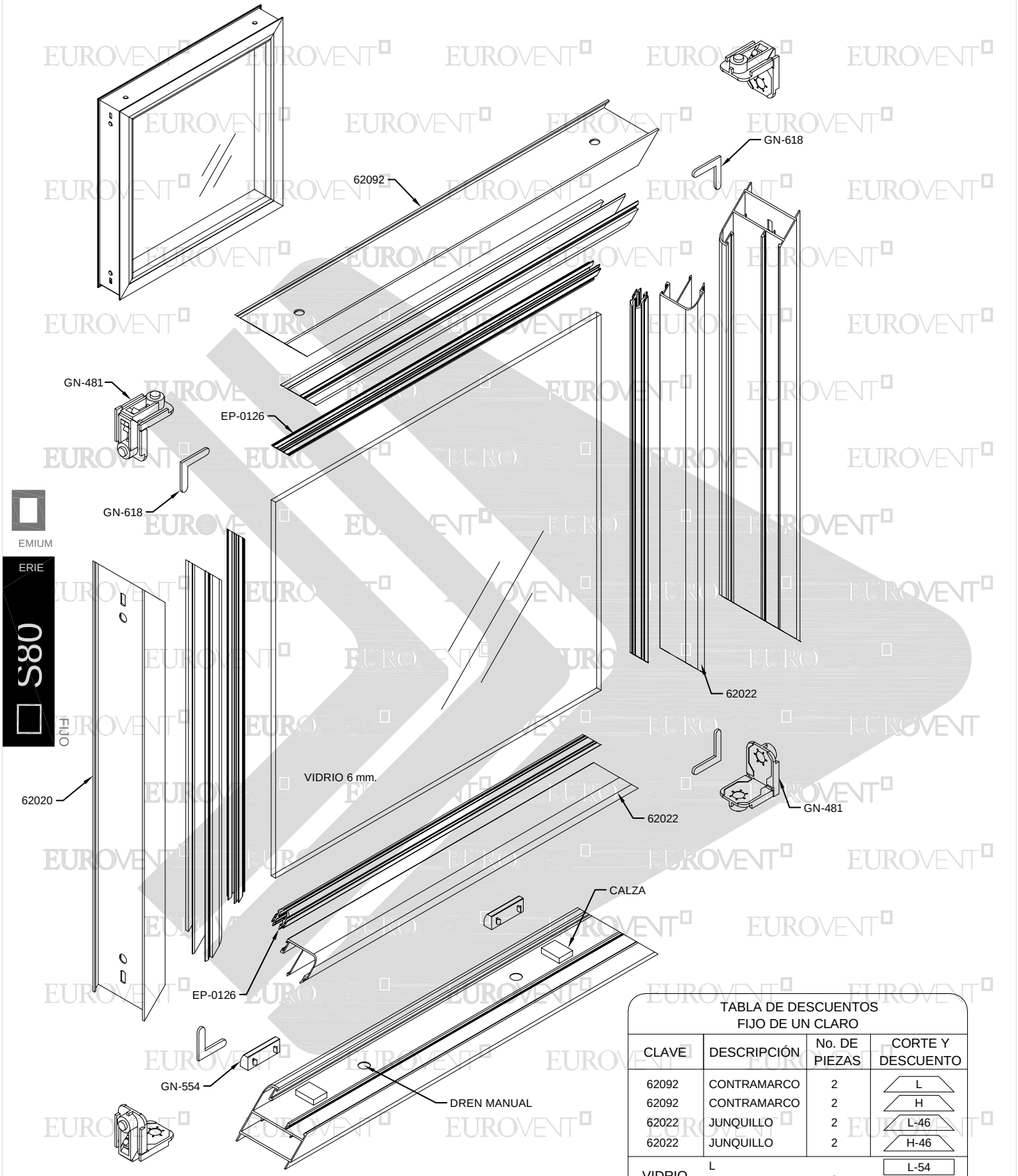

TABLA DE DESCUENTOS
FIJO DE UN CLARO

CLAVE	DESCRIPCIÓN	No. DE PIEZAS	CORTE Y DESCUENTO
62092	CONTRAMARCO	2	L
62092	CONTRAMARCO	2	H
62022	JUNQUILLO	2	L-46
62022	JUNQUILLO	2	H-46
VIDRIO	L	1	L-54
	H		H-54

L= ANCHO DE VENTANA
H= ALTO DE VENTANA

DESCUENTOS EN MM.

PDF created with pdfFactory trial version www.pdffactory.com

PARÁMETROS MÍNIMOS Y MÁXIMOS DE FABRICACIÓN.

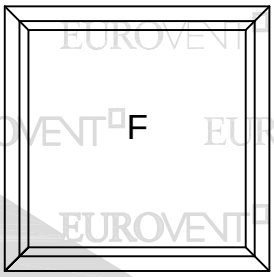

F-80
MÍNIMO 0.30 x 0.30
MÁXIMO 4m² CON VIDRIO RECOCIDO DE 6 mm. SIN INTERMEDIOS,
PARA OTROS ESPESORES VER CON EL FABRICANTE,
CON INTERMEDIOS VER GRÁFICA.

ALUMINIO					
CLAVE	DESCRIPCIÓN	PIEZAS X ATADO	LARGO STD. MTS.	PERÍMETRO ANOD. CM.	PERÍMETRO PUL. CM.
62021	INTERMEDIO	4	6.10	33.61	10.72
62022	JUNQUILLO 6mm.	12	6.10	20.18	5.65
62023	JUNQUILLO 24mm.	20	6.10	14.70	3.77
62047	INTERMEDIO CUADRÍCULA	4	6.10	33.47	10.72
62092	ESCALONADO 2 VIAS	4	6.10	30.45	7.28
62094	ESCALONADO 3 VIAS	4	6.10	44.39	5.44

PDF created with pdfFactory trial version www.pdffactory.com

EUROVENT

CUPRUM

PDF created with pdfFactory Pro trial version www.pdffactory.com

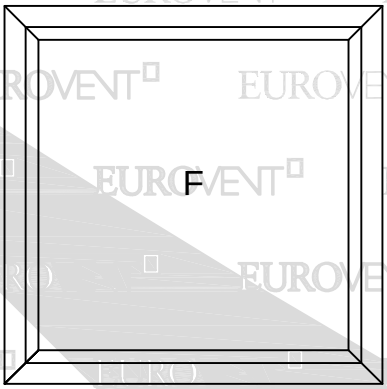

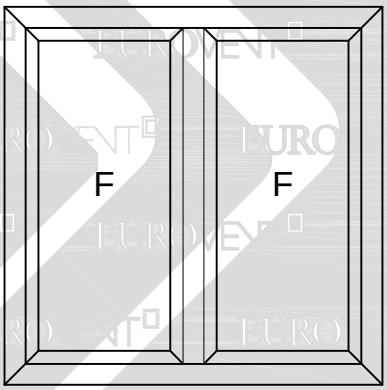

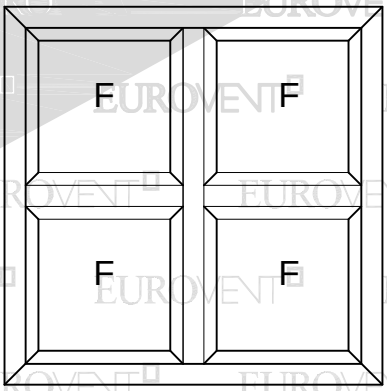

PDF created with pdfFactory trial version www.pdffactory.com

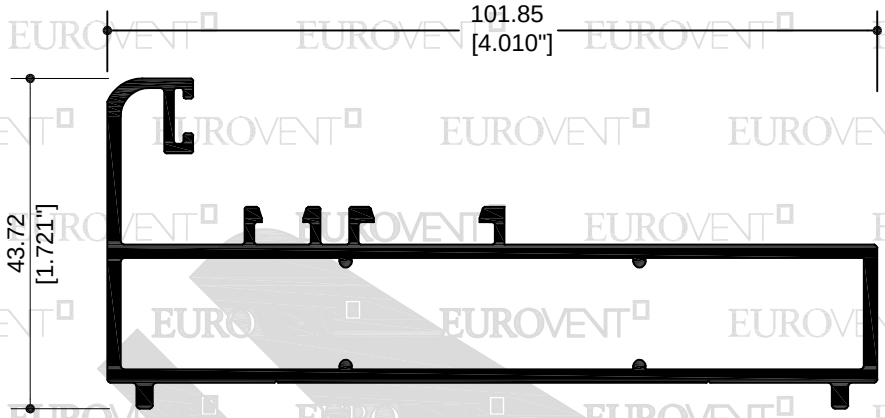

67734
CONTRAMARCO

EMIUM
ERIE
S150
FIJO

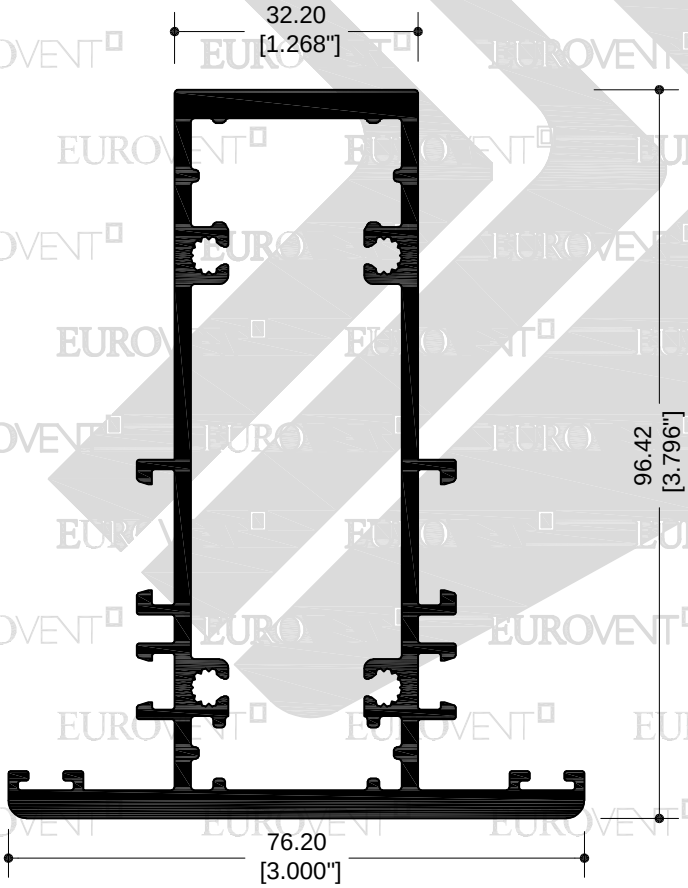

67735
INTERMEDIO PARA
FIJJO

67712
REFUERZO PARA
INTERMEDIO

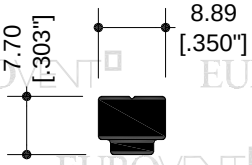

14412
CONECTOR

PDF created with pdfFactory trial version www.pdffactory.com

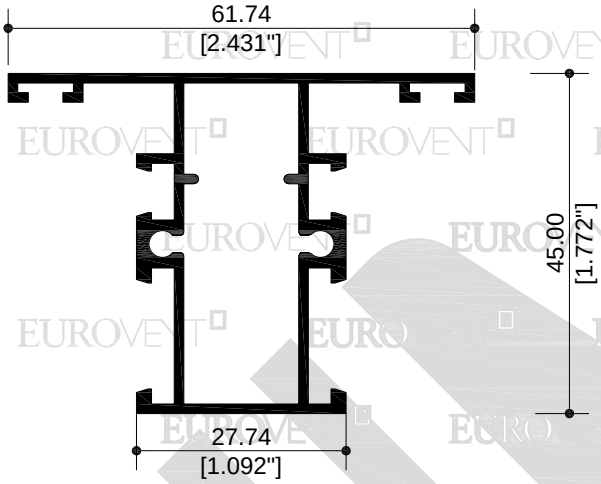

62041
INTERMEDIO
CUADRICULA

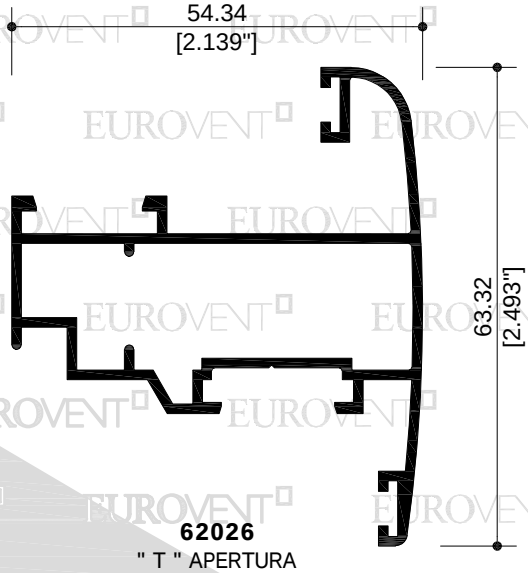

62026
" T " APERTURA
EXTERIOR

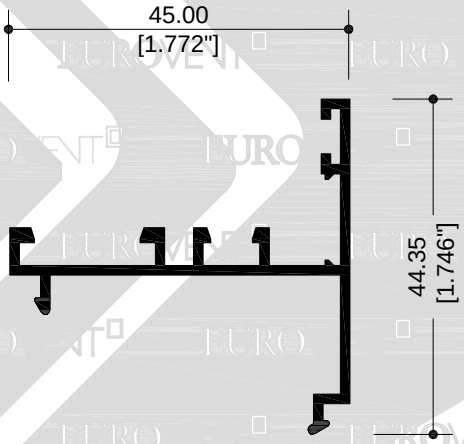

62032
CONVERTIDOR

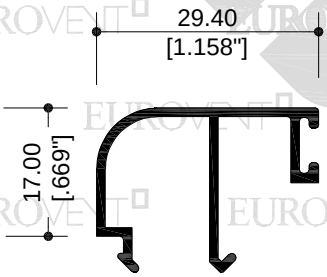

62029
JUNQUILLO 6MM

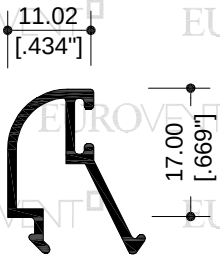

62030
JUNQUILLO 24MM

PREMIUM
SERIE
S150
FIJO

PDF created with pdfFactory trial version www.pdffactory.com

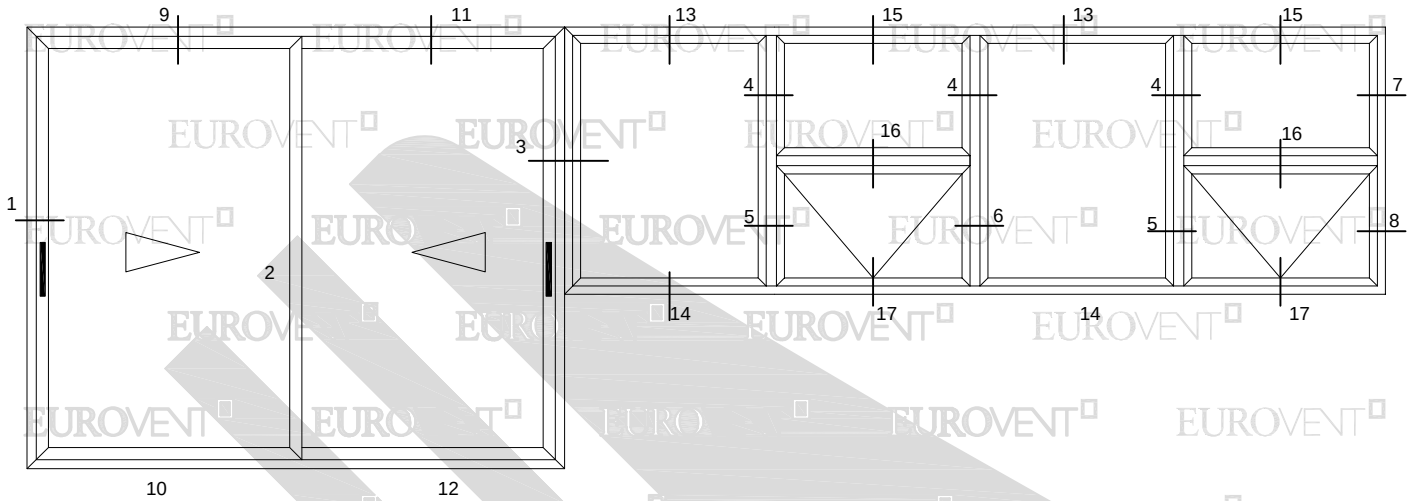

EMIUM

ERIE

S150

FIJO

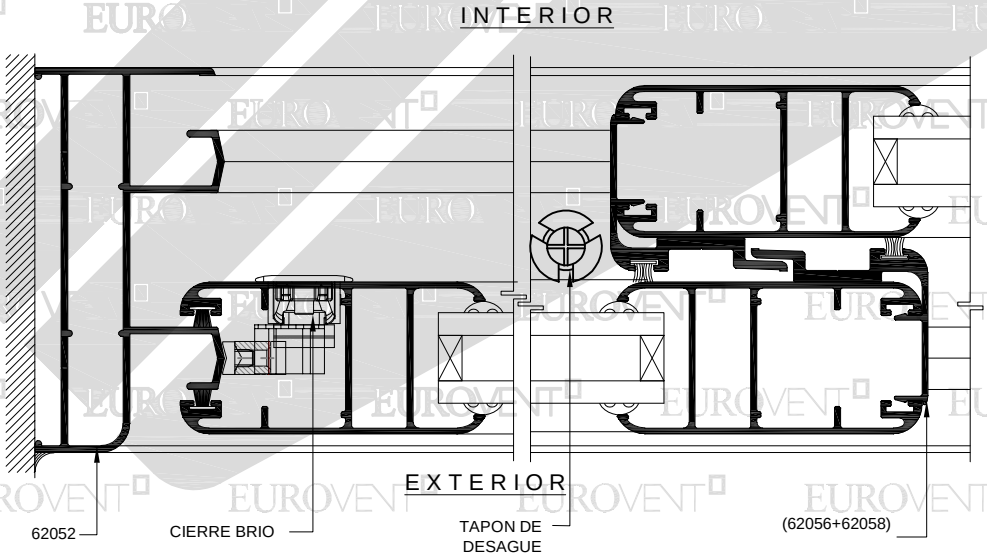

SECCIÓN 1

SECCIÓN 2

PDF created with pdfFactory trial version www.pdffactory.com

INTERIOR

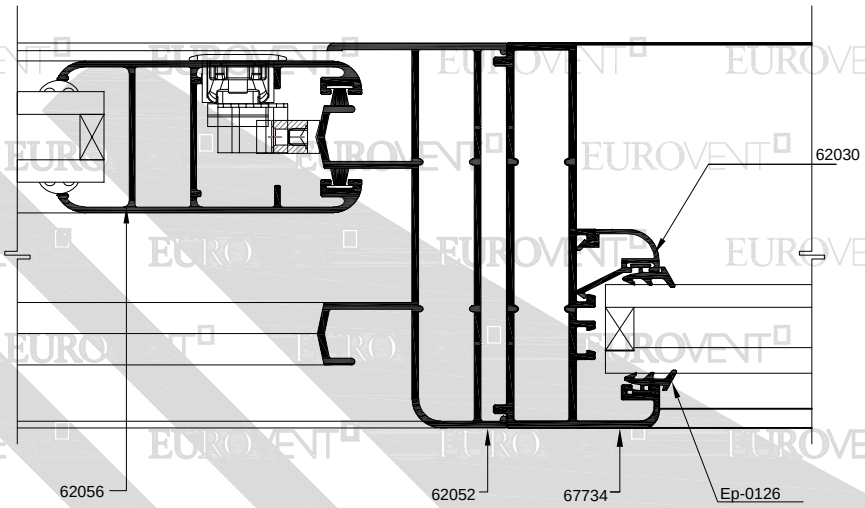

EXTERIOR

SECCIÓN 3

INTERIOR

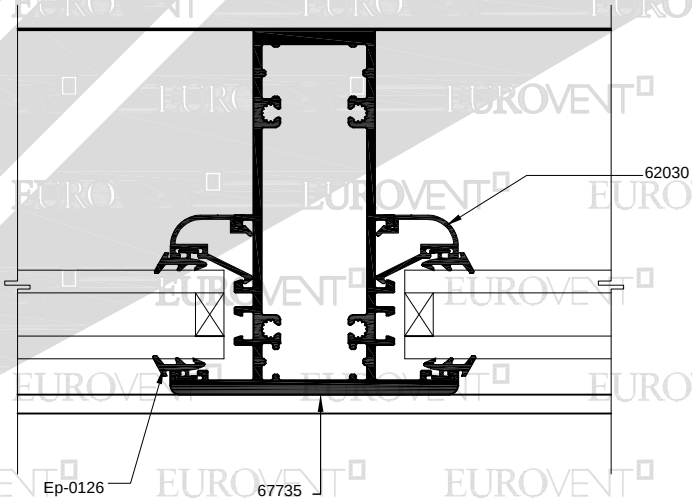

EXTERIOR

SECCIÓN 4

PDF created with pdfFactory trial version www.pdffactory.com

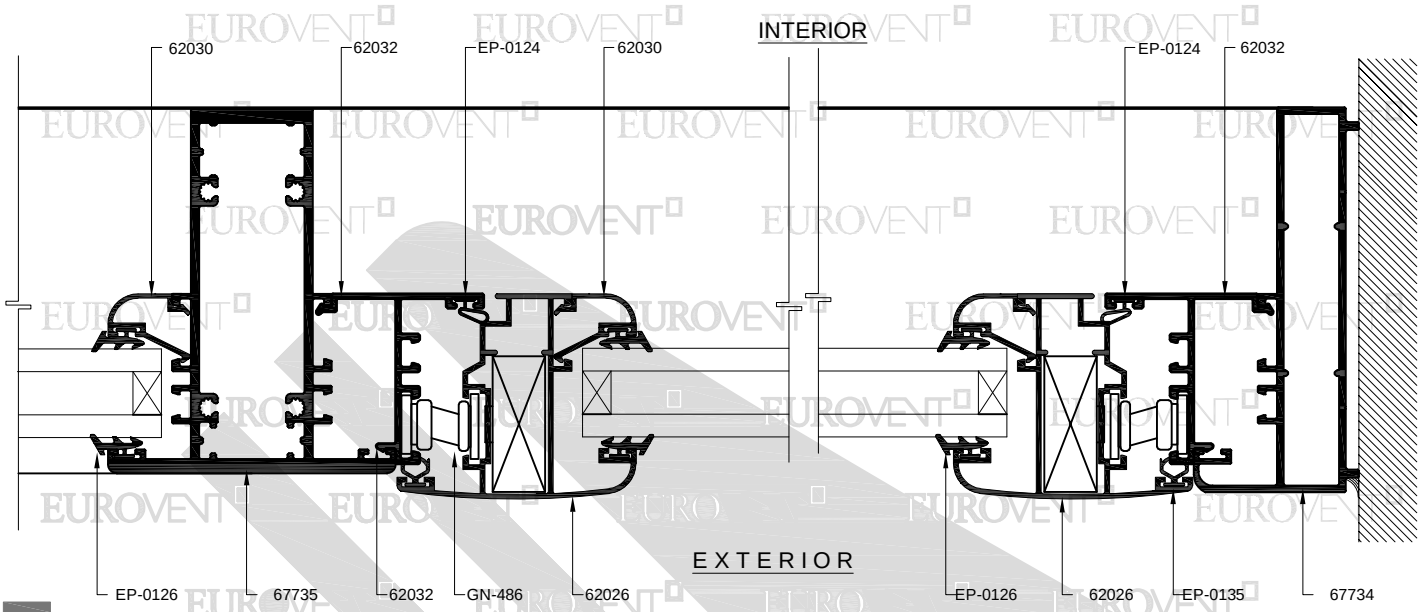

SECCIÓN 5

SECCIÓN 8

EMIUM

ERIE

S150

FIJO

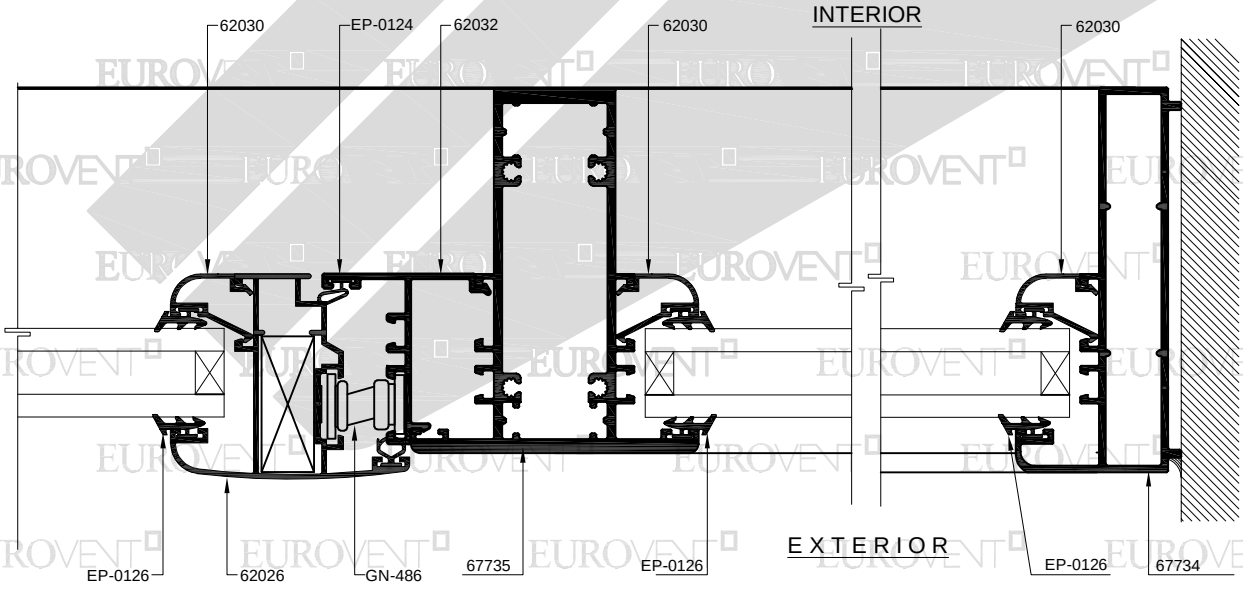

SECCIÓN 6

SECCIÓN 7

PDF created with pdfFactory trial version www.pdffactory.com

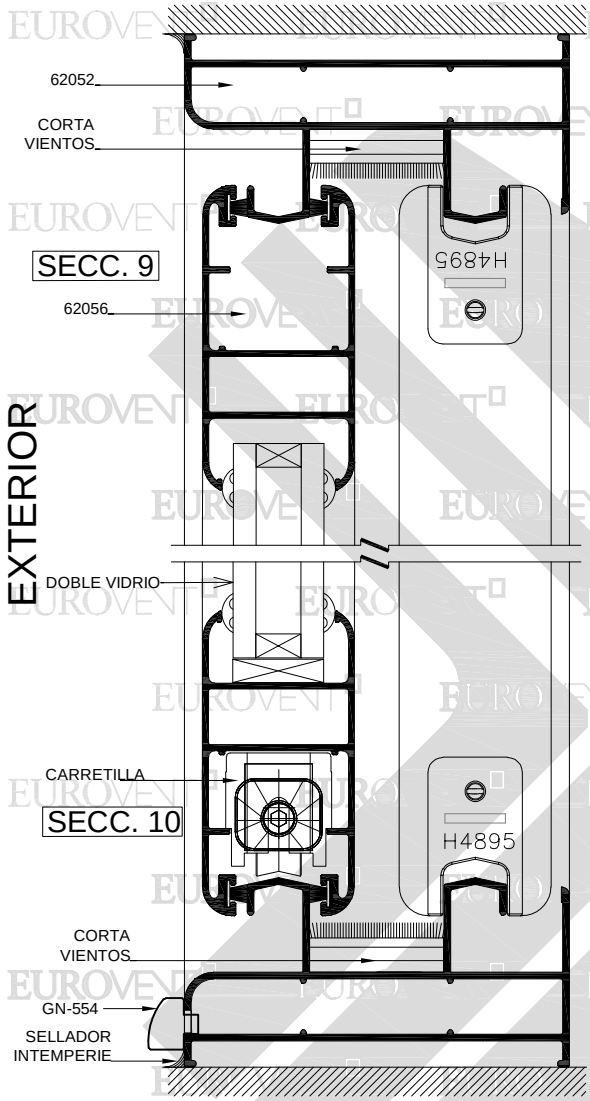

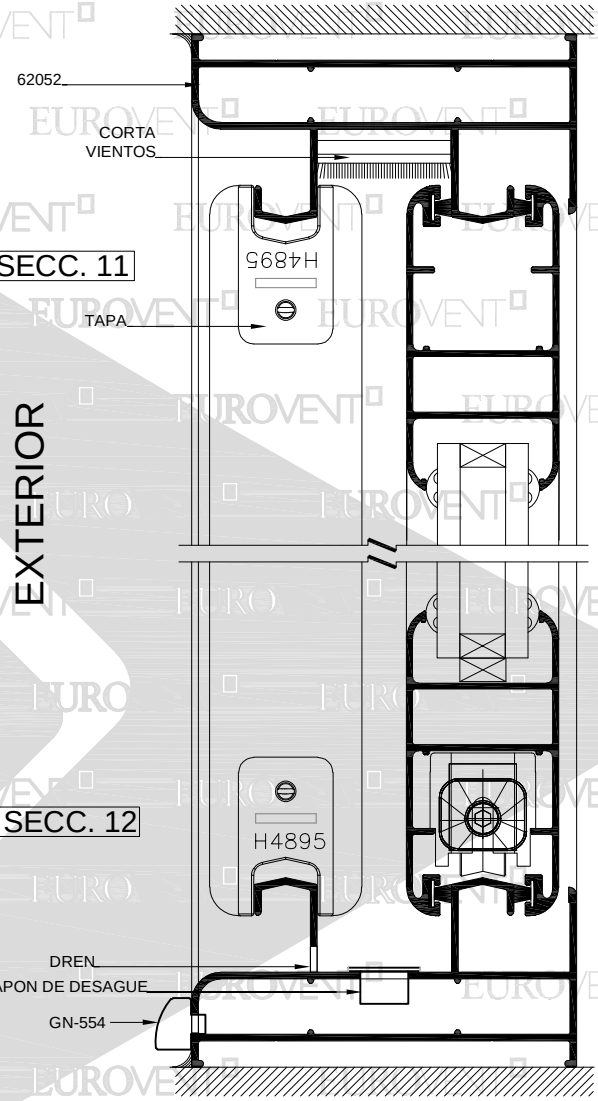

PREMIUM
SERIE
S150
FIJO

PDF created with pdfFactory trial version www.pdffactory.com

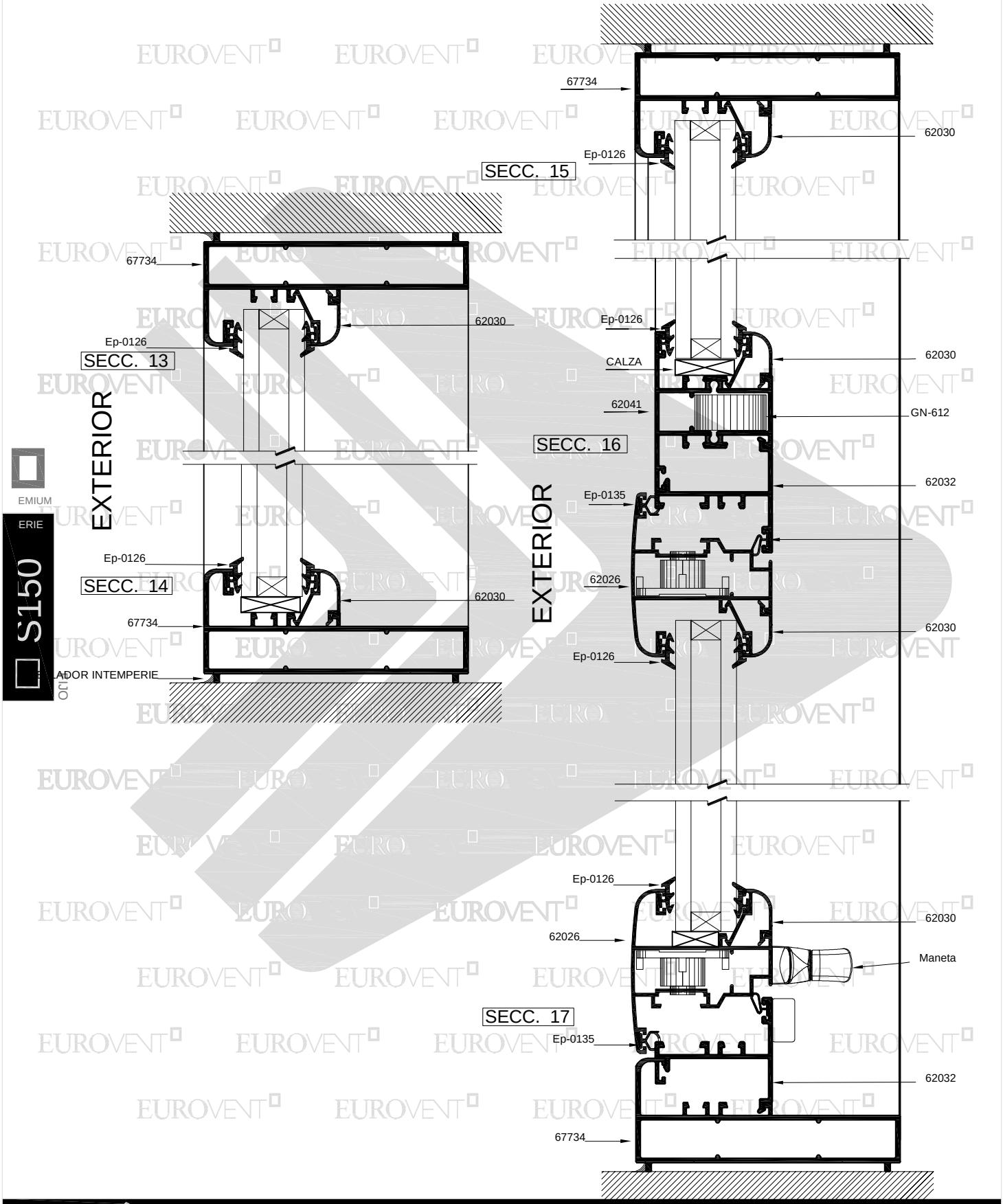

PDF created with pdfFactory trial version www.pdffactory.com

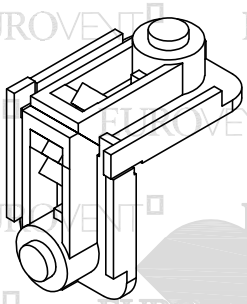

GN-481
ESCUADRA DE BOTÓN 421

GN-608
ESCUADRA DE ALINEACIÓN

EP-0126
VINIL

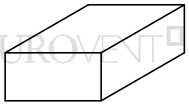

CALZA DE SILICON
$\frac{1}{4}$" x $\frac{3}{8}$"

GN-531

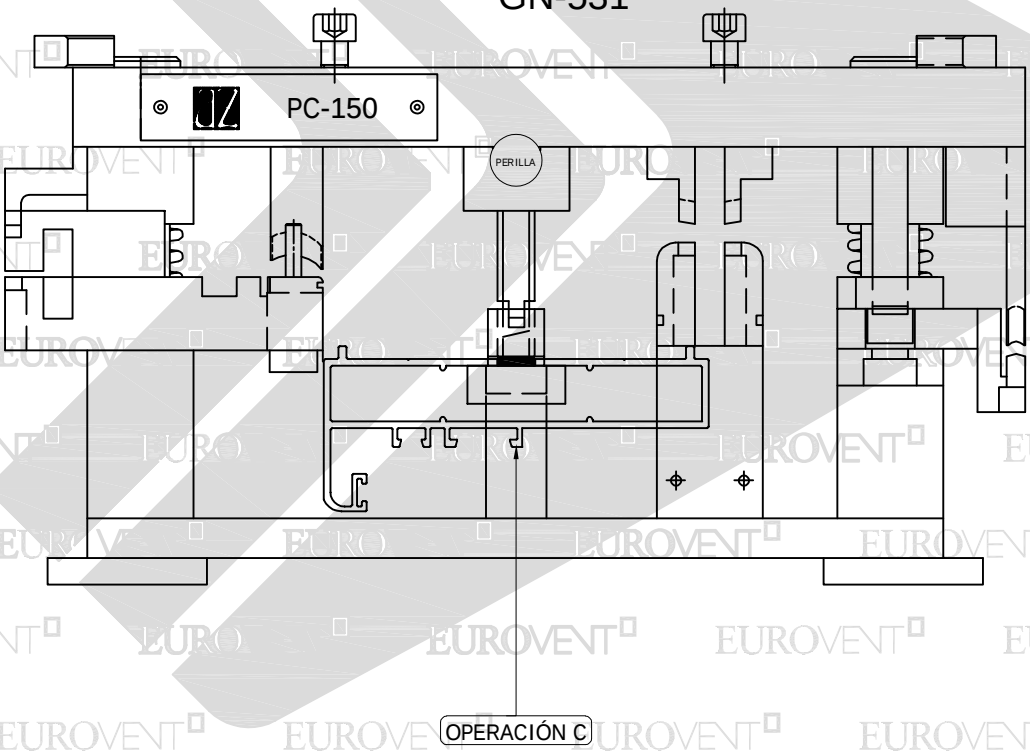

PREMIUM
SERIE
S150
FIJO

PARA REALIZAR TODAS LAS OPERACIONES DE TROQUELADO, EL MATERIAL DEBE DE ESTAR CORTADO A MEDIDA DE FABRICACIÓN

PDF created with pdfFactory trial version www.pdffactory.com

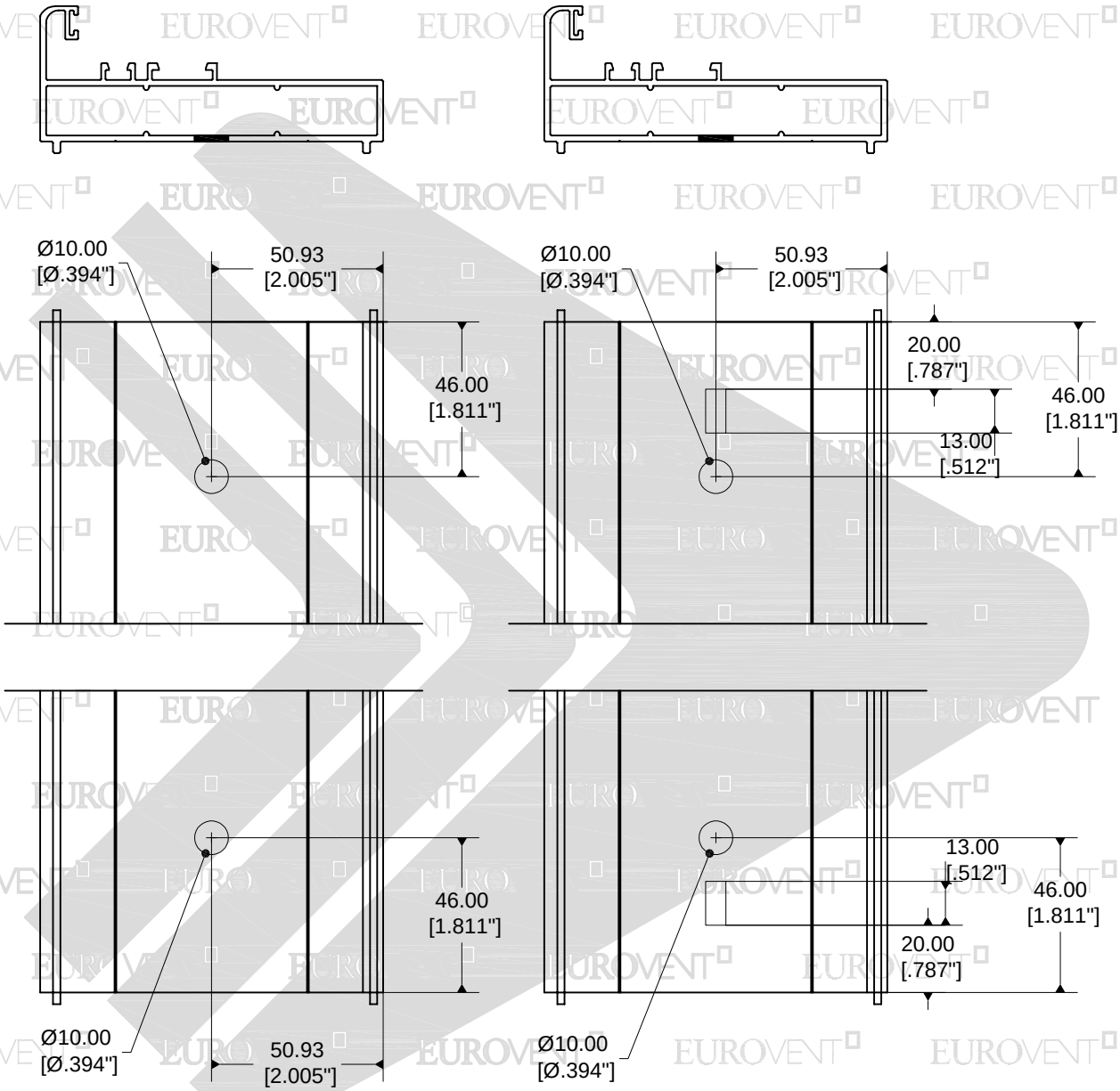

EMIUM
ERIE
S150
FIJO

PARA REALIZAR TODAS LAS OPERACIONES DE TROQUELADO, EL MATERIAL DEBE DE ESTAR CORTADO A MEDIDA DE FABRICACIÓN

PDF created with pdfFactory trial version www.pdffactory.com

FIJO SERIE 150 - ISOMETRIA

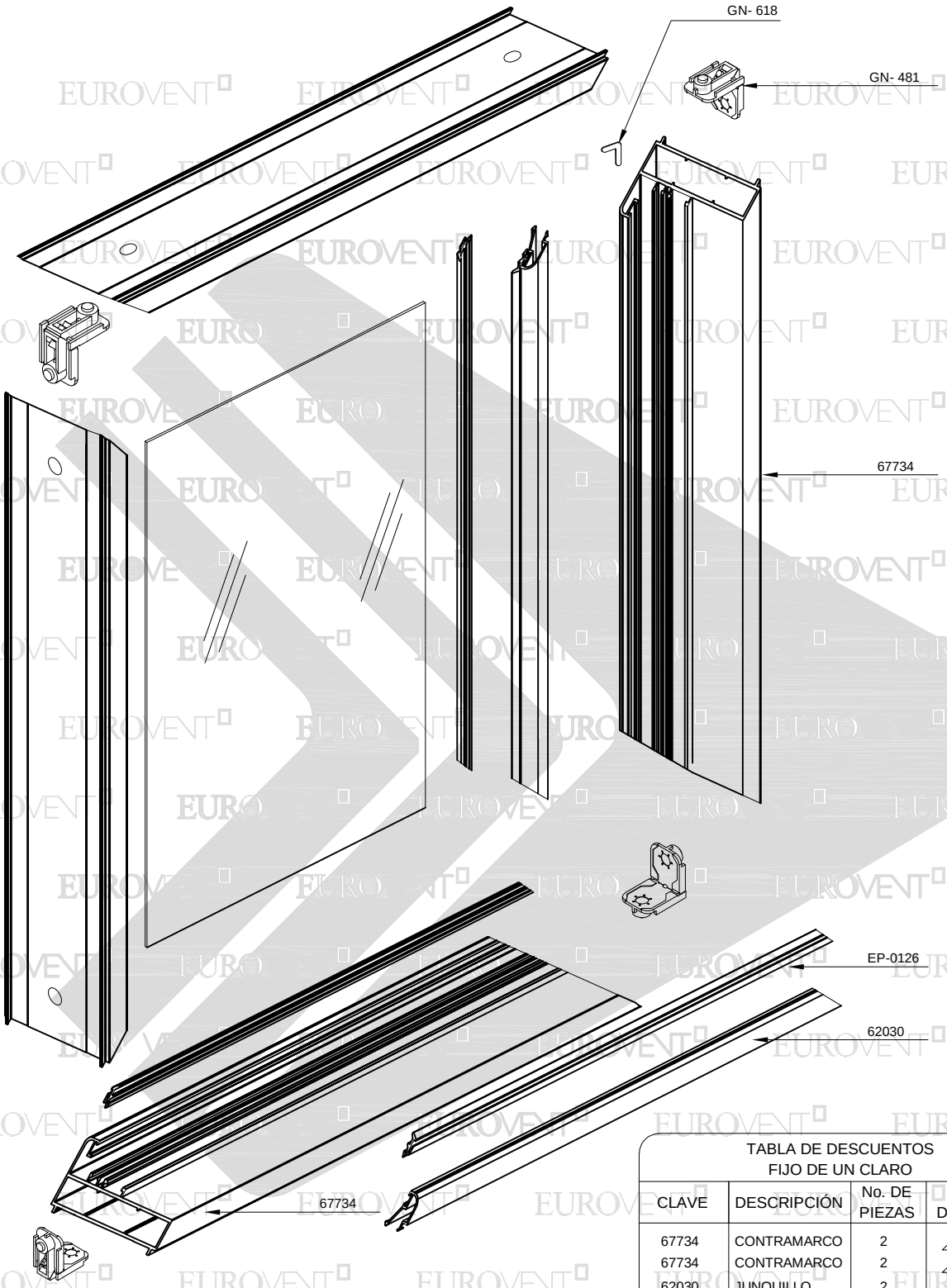

PREMIUM
SERIE
S150
FIJO

TABLA DE DESCUENTOS
FIJO DE UN CLARO

CLAVE	DESCRIPCIÓN	No. DE PIEZAS	CORTE Y DESCUENTO
67734	CONTRAMARCO	2	L
67734	CONTRAMARCO	2	H
62030	JUNQUILLO	2	L-44
62030	JUNQUILLO	2	H-44
VIDRIO	L	1	L-64
	H		H-64

L= ANCHO DE VENTANA
H= ALTO DE VENTANA

DESCUENTOS EN MM.

PDF created with pdfFactory trial version www.pdffactory.com

DEFLEXIÓN MAX. L/175

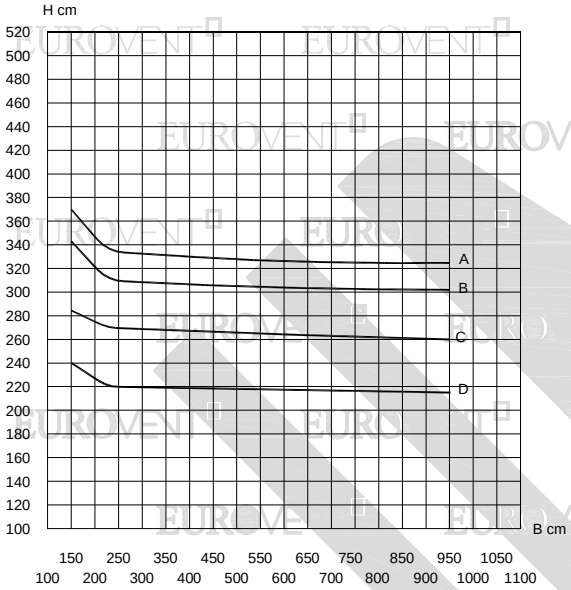

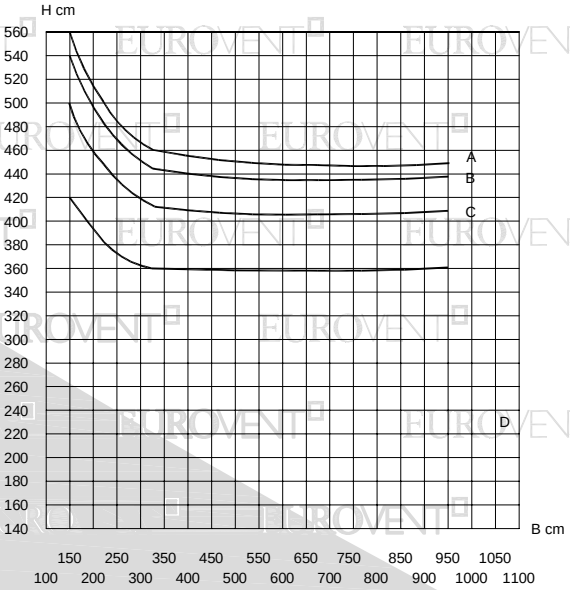

EMIUM

ERIE

S150

FIJO

LOS LÍMITES DE FABRICACIÓN
PARA LOS PERFILES, SERÁN
LOS QUE SE ENCUENTREN DEBAJO
DE LAS CURVAS GRAFICADAS.

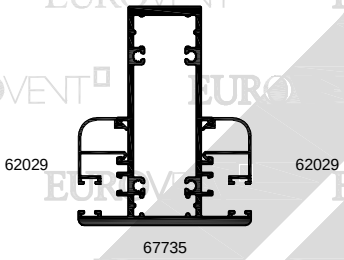

I x-x= 119.15 cm4

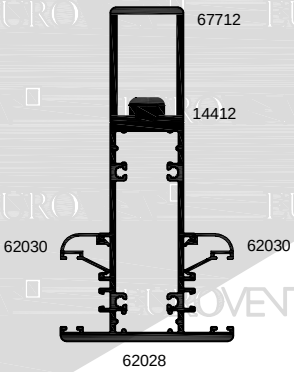

I x-x= 378.1 cm4

ALEACIÓN: 6063
TEMPLE: 5

Valores de presión por velocidad de viento

Curvas	Presión del diseño	Velocidad de viento	Zona
A	45 Kg/m^2	80 Km/h	Centro de grandes ciudades
B	50 Kg/m^2	90 Km/h	Barrios Residenciales
C	65 Kg/m^2	120 Km/h	Campo Abierto
D	110 Kg/m^2	160 Km/h	Zona Costera

LOS LÍMITES DE UN CANCEL VAN EN FUNCIÓN DE LA COMBINACIÓN DE RESISTENCIA DEL PERFIL DE ALUMINIO, EL VIDRIO Y LOS ACCESORIOS QUE LO INTEGRAN.

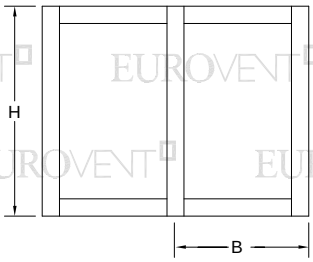

VERIFICAR QUE LA DEFLEXIÓN DEL PERFIL SEA COMPATIBLE CON EL VIDRIO UTILIZADO.

PDF created with pdfFactory trial version www.pdffactory.com

PARÁMETROS MÍNIMOS Y MÁXIMOS DE FABRICACIÓN.

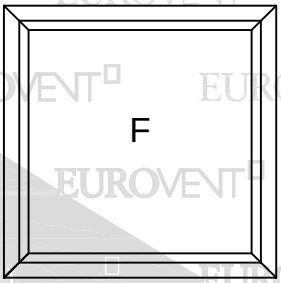

F-150
MÍNIMO 0.30 x 0.30
MÁXIMO 4m² CON VIDRIO RECOCIDO DE 6 mm. SIN INTERMEDIOS,
PARA OTROS ESPESORES VER CON EL FABRICANTE,
CON INTERMEDIOS VER GRÁFICA.

ALUMINIO					
CLAVE	DESCRIPCIÓN	PIEZAS X ATADO	LARGO STD. MTS.	PERÍMETRO ANOD. CM.	PERÍMETRO PUL. CM.
14412	CONECTOR	29	6.10	3.22	0.62
62026	" T " APERTURA EXTERIOR	4	6.10	35.53	9.58
62029	JUNQUILLO 6mm.	12	6.10	17.60	4.26
62030	JUNQUILLO 24mm.	16	6.10	12.44	2.49
62032	CONVERTIDOR	12	6.10	25.80	4.62
62041	INTERMEDIO CUADRÍCULA	4	6.10	32.57	9.60
67712	REFUERZO PARA INTERMEDIO	12	6.10	18.47	15.94
67734	CONTRAMARCO	2	6.10	38.74	29.01
67735	INTERMEDIO PARA FIJO	4	6.10	46.87	24.20

PDF created with pdfFactory trial version www.pdffactory.com

1-10.pdf 1 08/03/2017 23:16:59

EUROVENT

CUPRUM

EUROVENT PREMIUM

CUPRUM

CORREDIZA SERIE 80
CORREDIZA SERIE 150

CALIDAD

HERMETICIDAD

ESTÉTICA

FUNCIONALIDAD

LUJO

DISEÑO

DURABILIDAD

SEGURIDAD

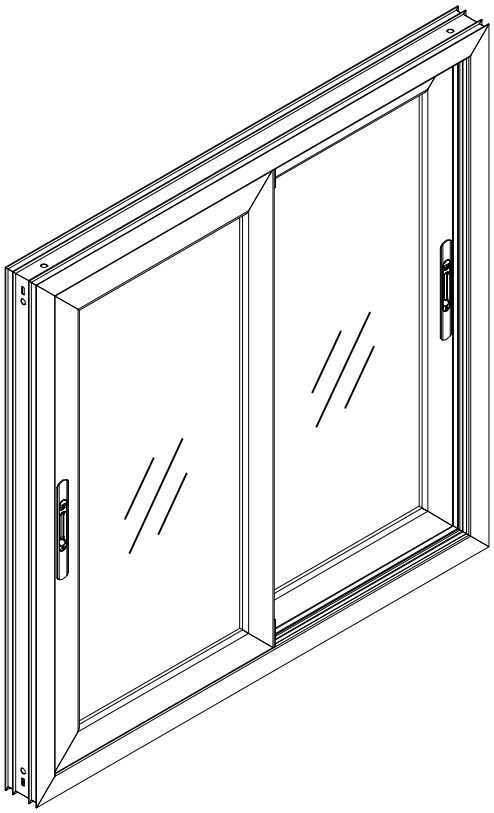

Corredizas

PDF created with pdfFactory Pro trial version www.pdffactory.com

EUROVENT

CUPRUM

PDF created with pdfFactory Pro trial version www.pdffactory.com

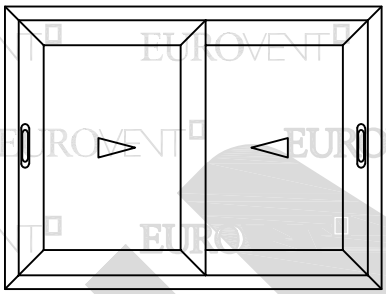

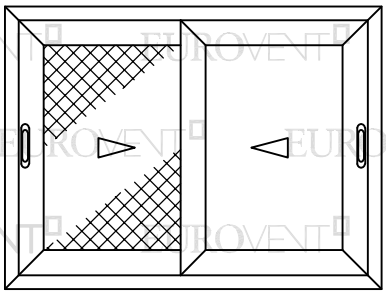



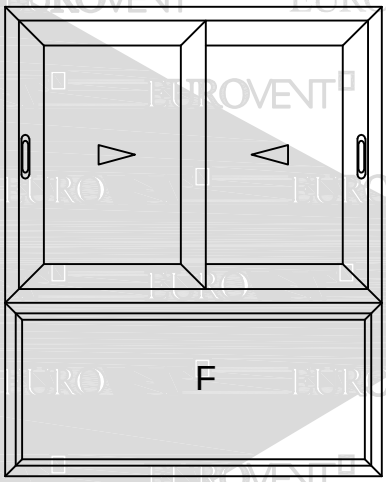

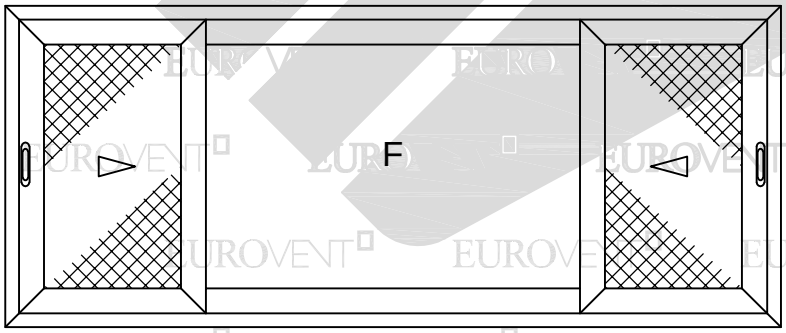

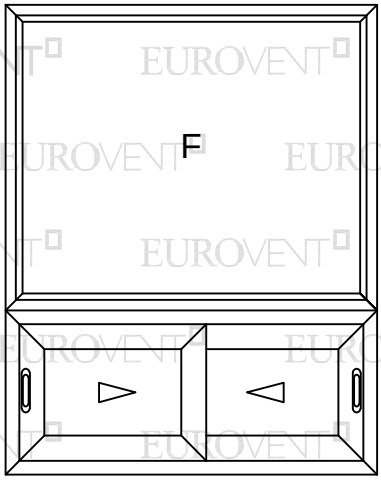

PREMIUM
SERIE
S80
CORREDIZO

PDF created with pdfFactory trial version www.pdffactory.com

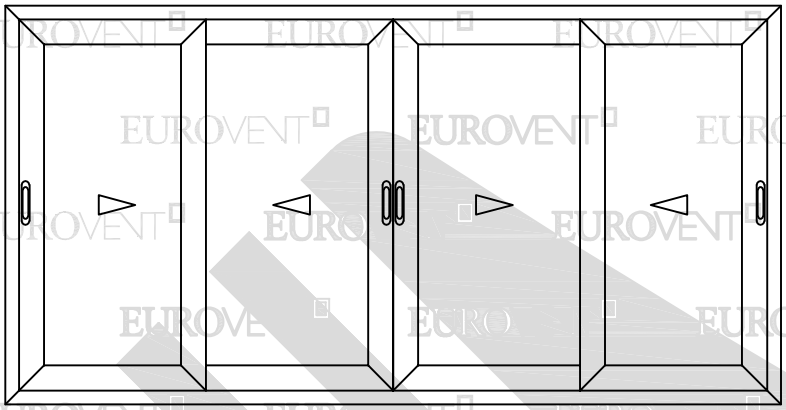

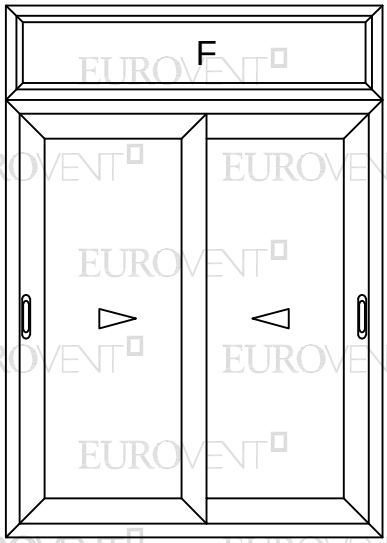

PREMIUM SERIE S80 CORREDIZO

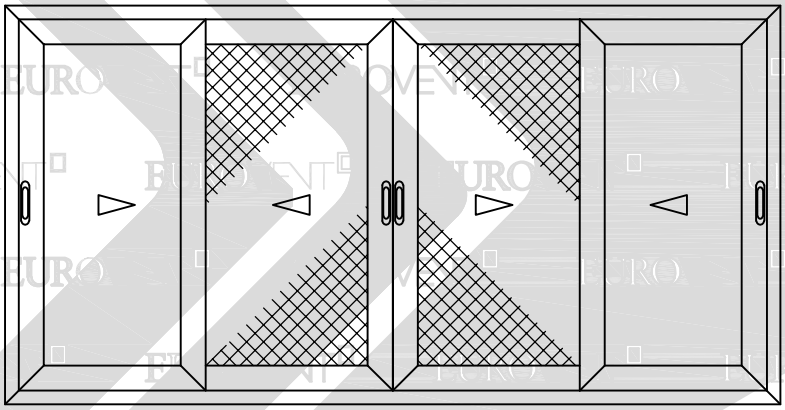

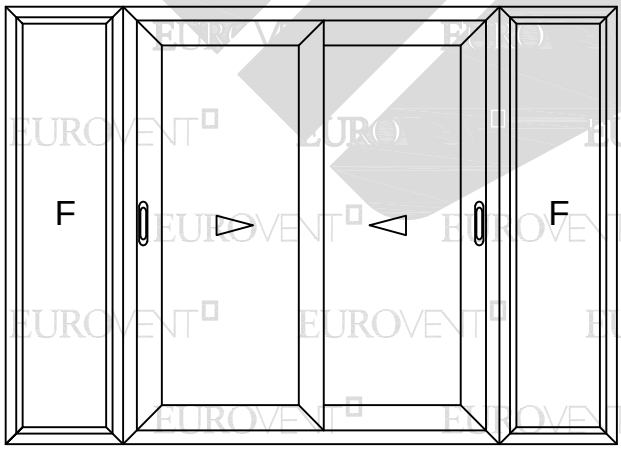

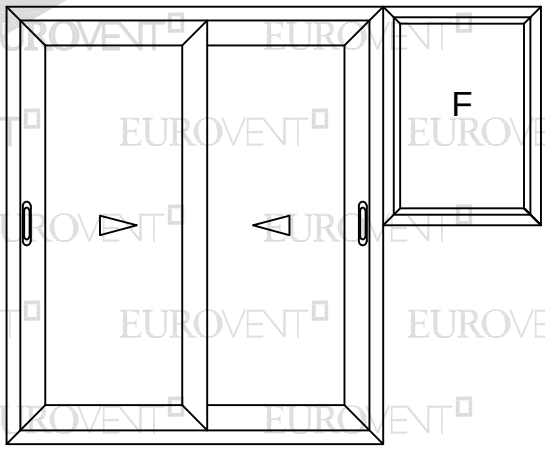

PDF created with pdfFactory trial version www.pdffactory.com

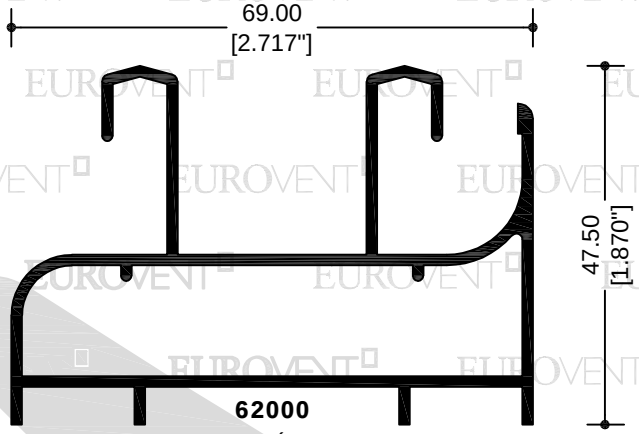

62000
RIEL BÁSICO

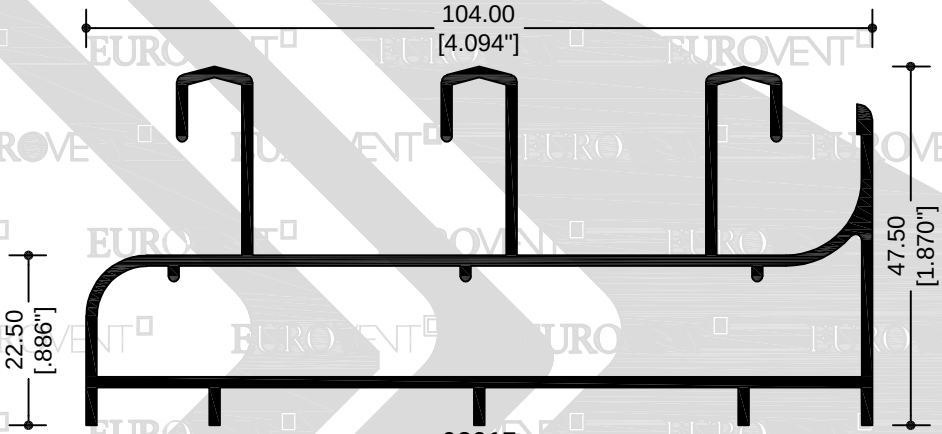

62017
RIEL TRIPLE

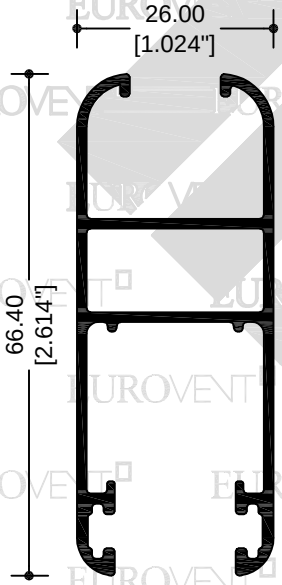

62001
CERCO 6mm

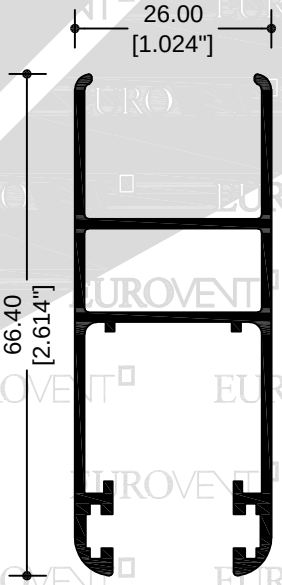

62004
CERCO DUO 18mm

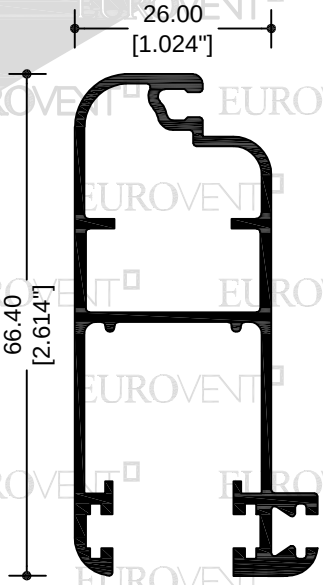

62019
MOSQUITERO DE LUJO

PREMIUM
SERIE
S80
CORREDIZO

PDF created with pdfFactory trial version www.pdffactory.com

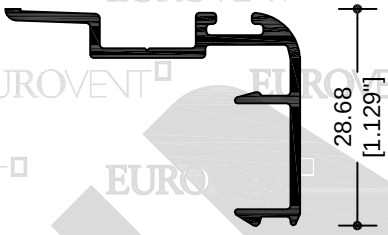

62002
TRASLAPE



62014
REFUERZO

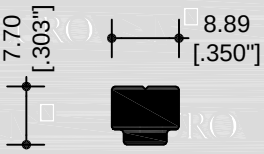

14412
CONECTOR

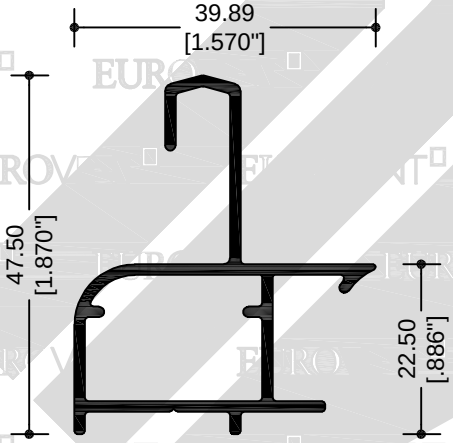

64207
ADAPTADOR RIEL

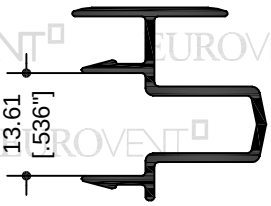

62103
OXXO

PREMIUM
SERIE
S80
CORREDIZO

PDF created with pdfFactory trial version www.pdffactory.com

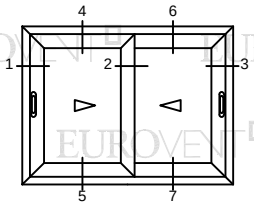

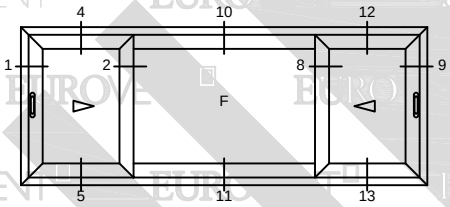

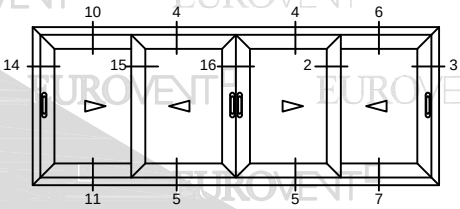

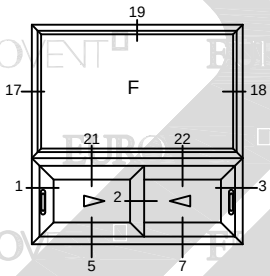

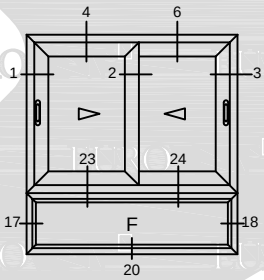

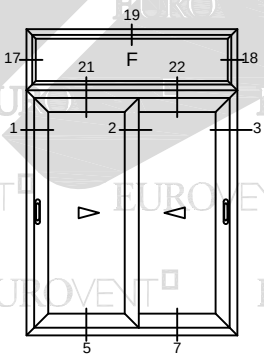

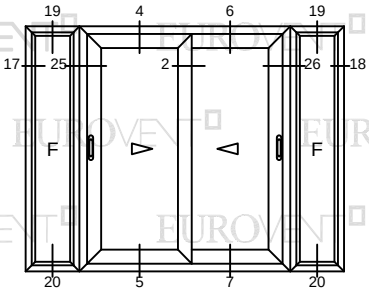

PREMIUM
SERIE
S80
CORREDIZO

PDF created with pdfFactory trial version www.pdffactory.com

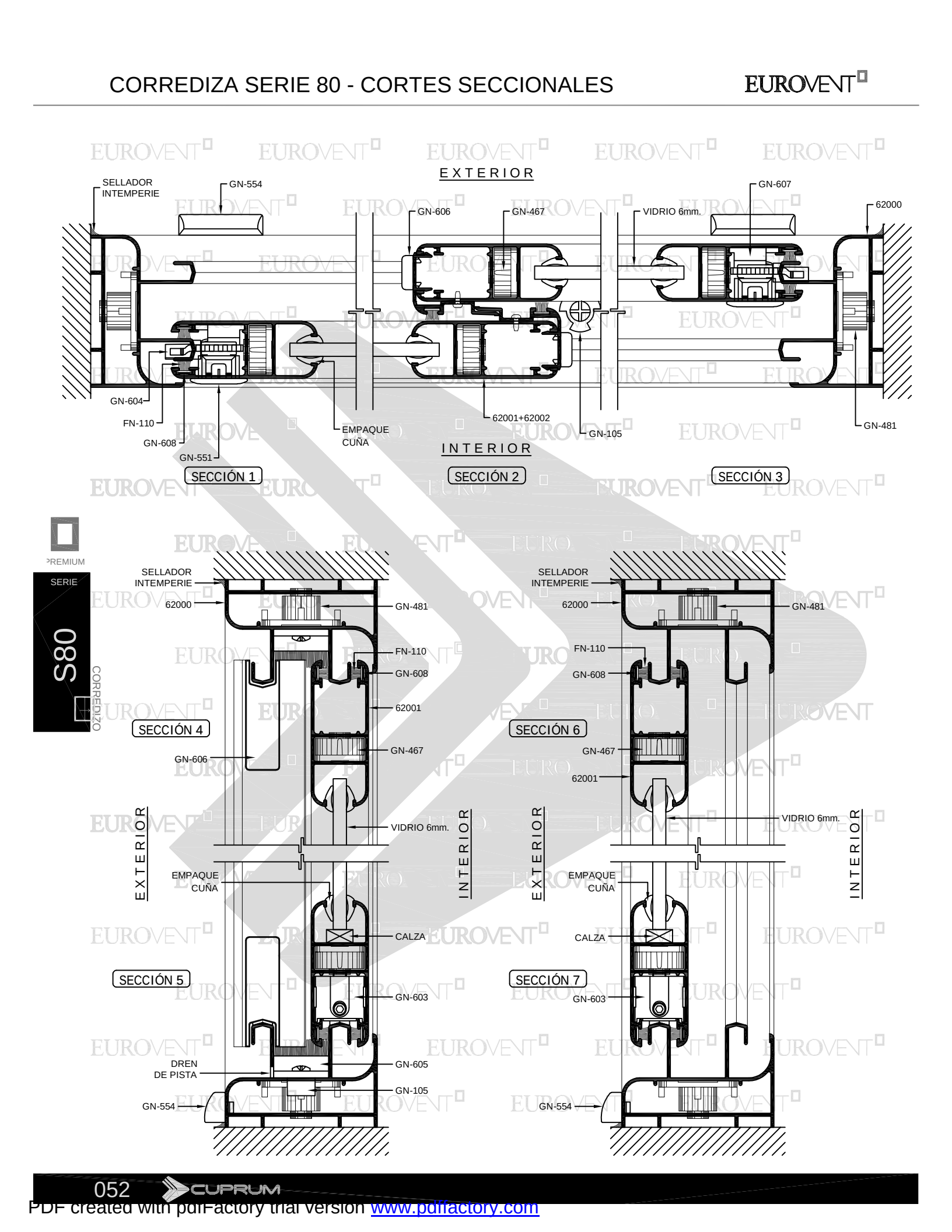

PDF created with pdfFactory trial version www.pdffactory.com

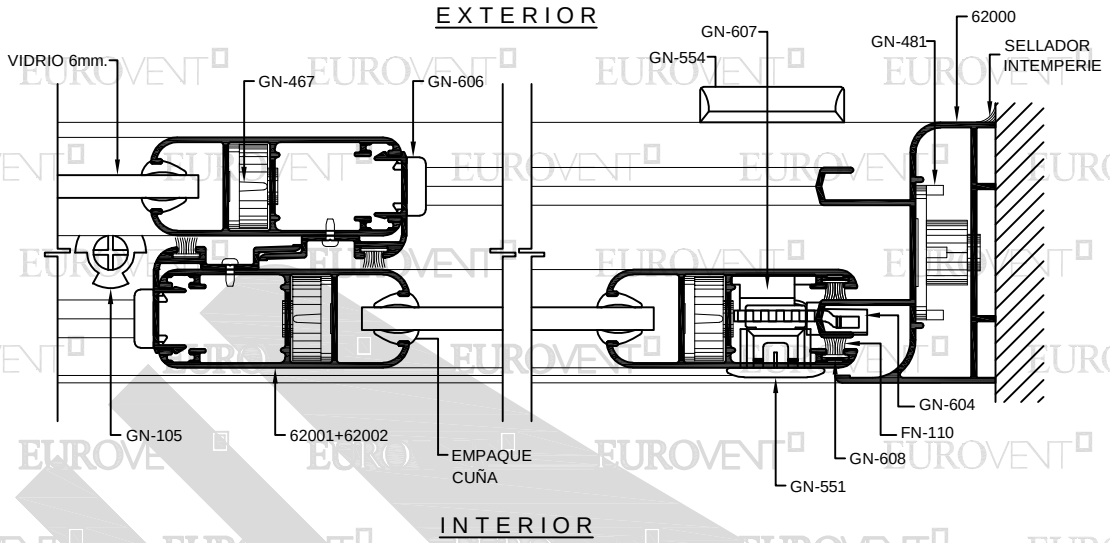

SECCIÓN 8

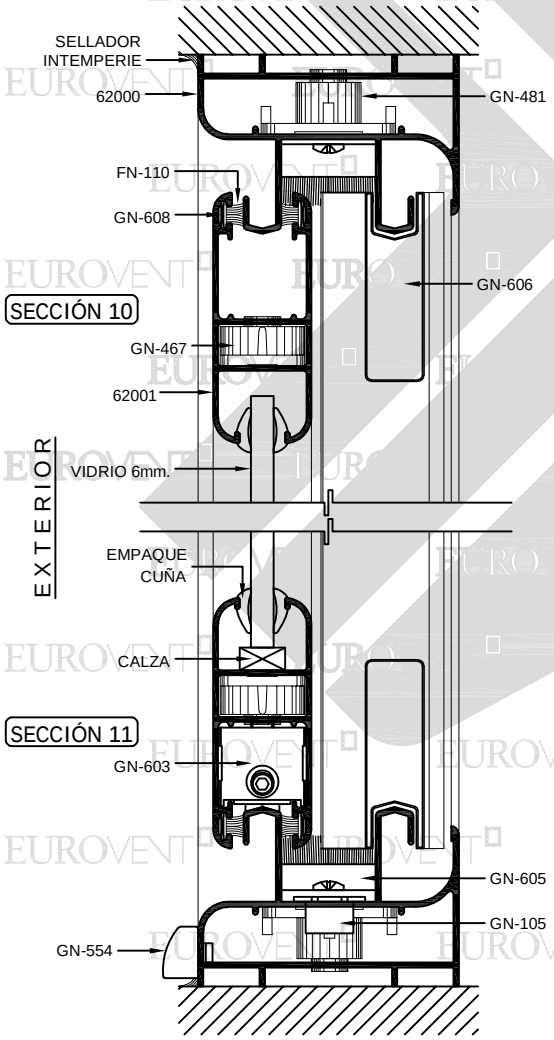

SECCIÓN 9

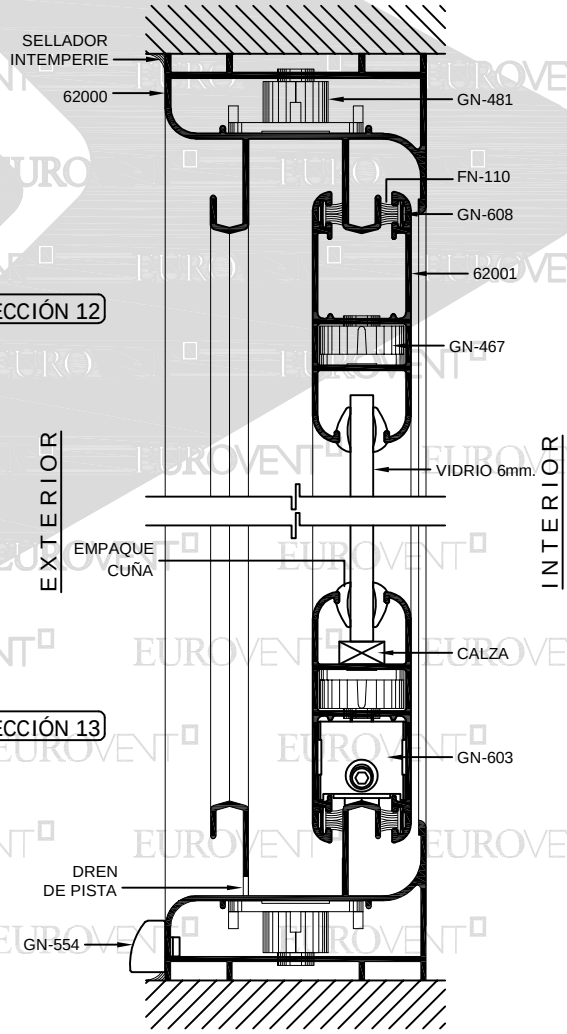

SECCIÓN 10

SECCIÓN 11

SECCIÓN 12

SECCIÓN 13

PREMIUM SERIE S80 CORREDIZO

PDF created with pdfFactory trial version www.pdffactory.com

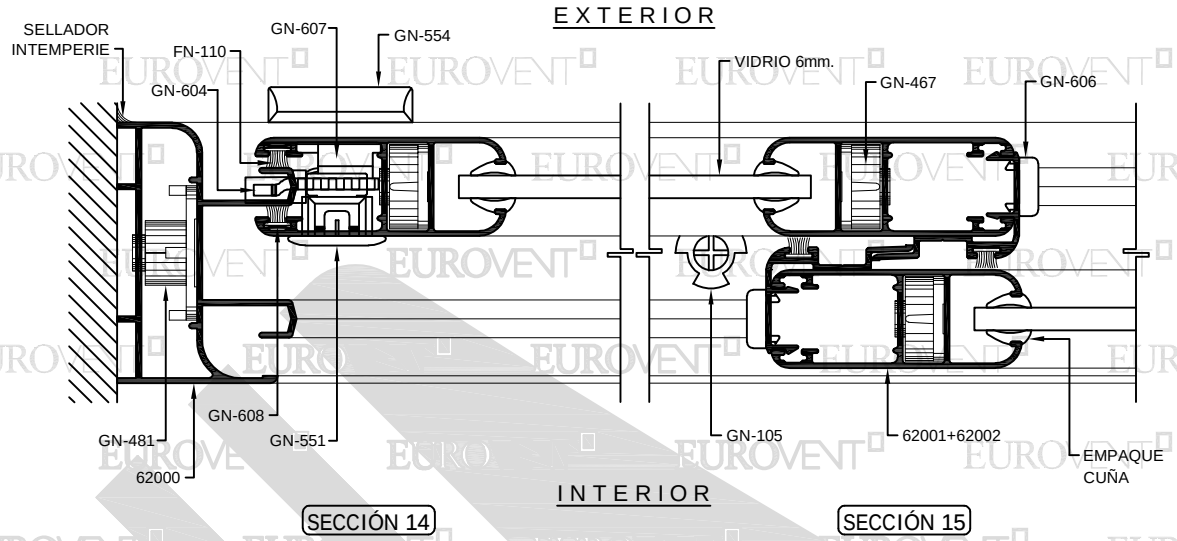

SECCIÓN 14

SECCIÓN 15

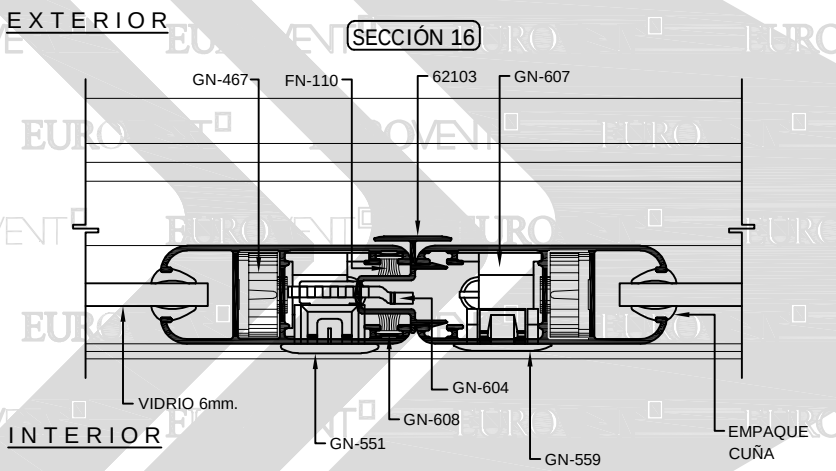

SECCIÓN 16

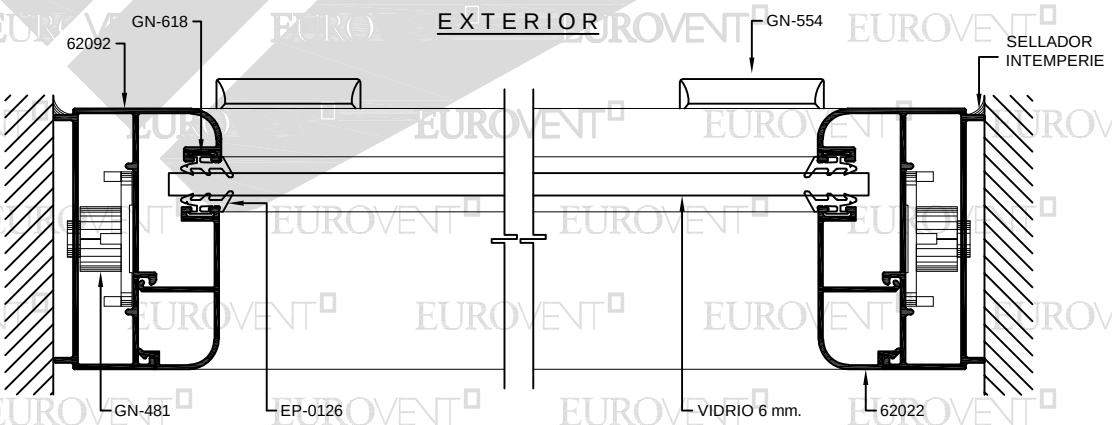

SECCIÓN 17

SECCIÓN 18

PDF created with pdfFactory trial version www.pdffactory.com

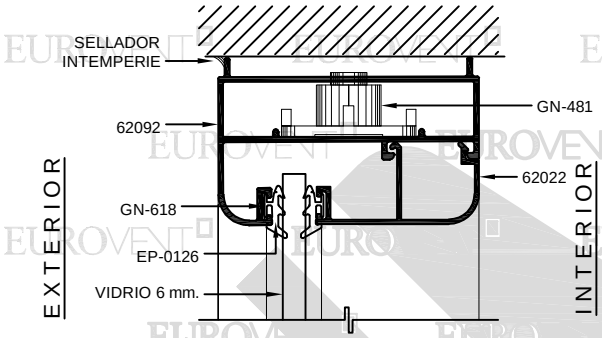

SECCIÓN 19

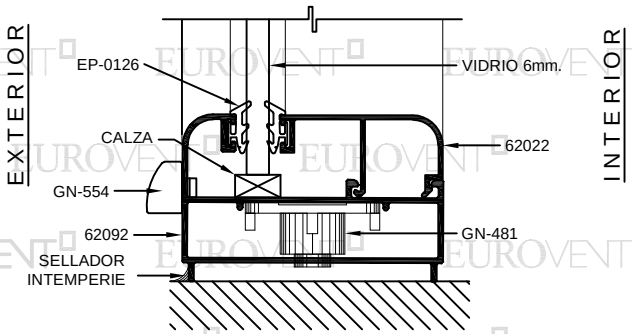

SECCIÓN 20

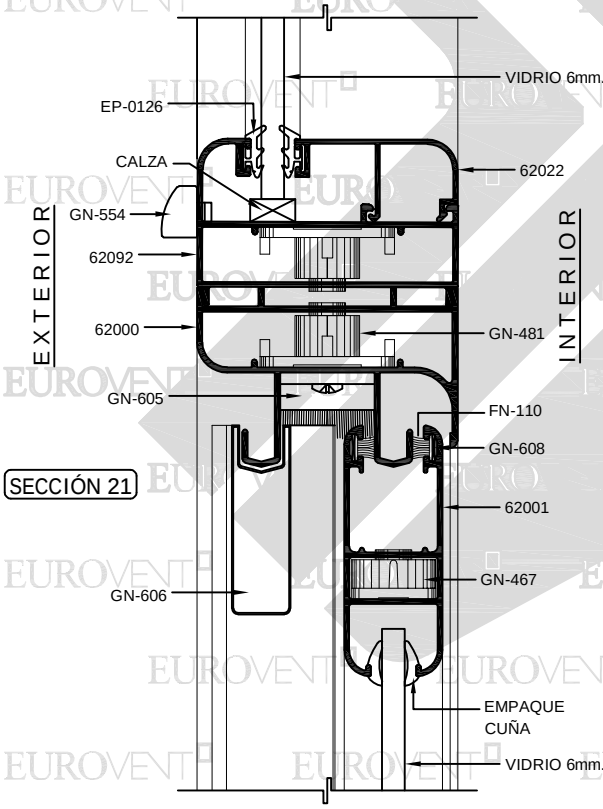

SECCIÓN 21

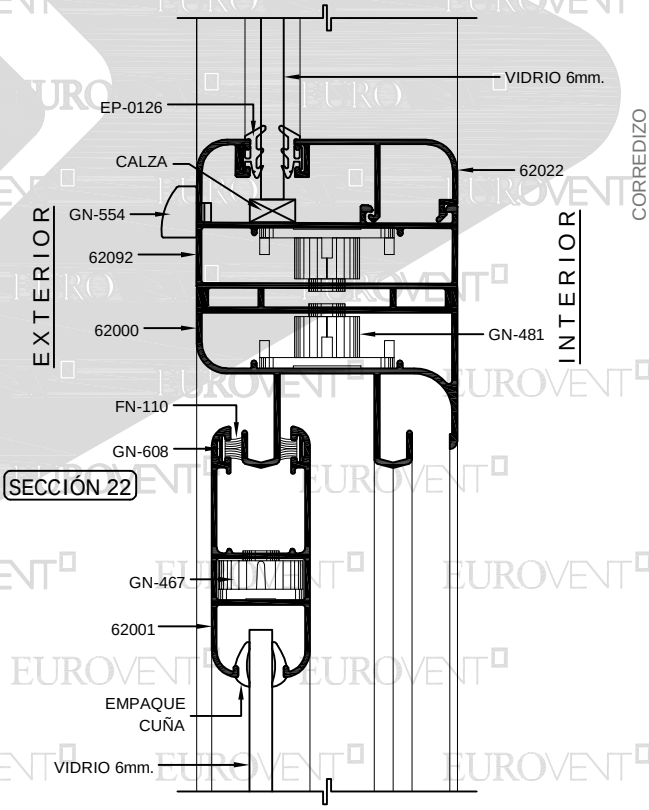

SECCIÓN 22

PDF created with pdfFactory trial version www.pdffactory.com

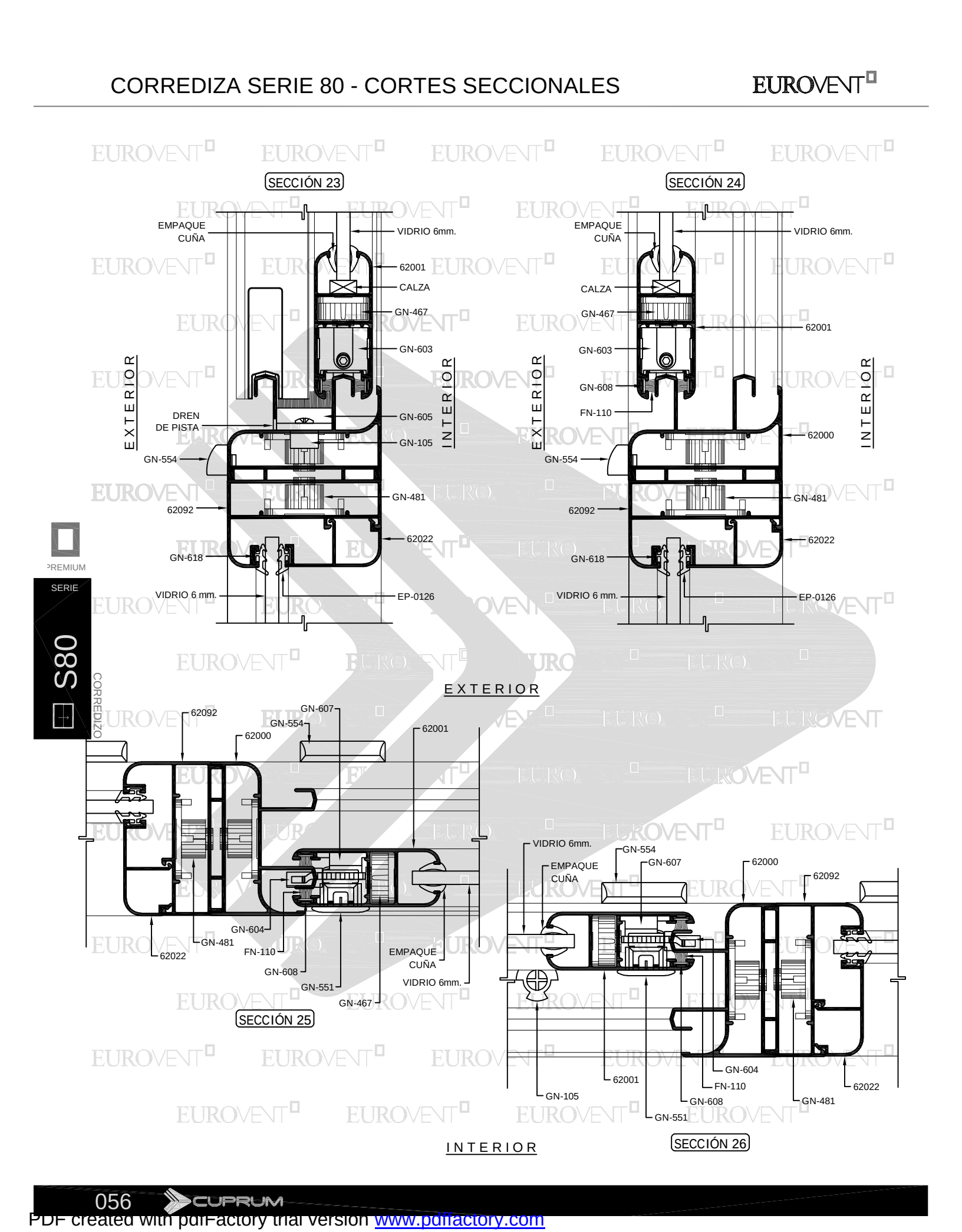

PDF created with pdfFactory trial version www.pdffactory.com

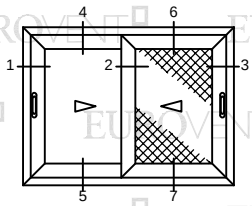

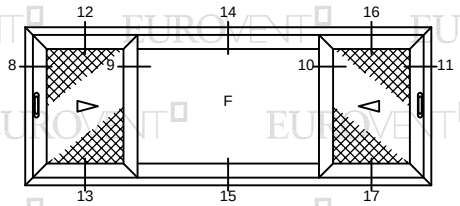

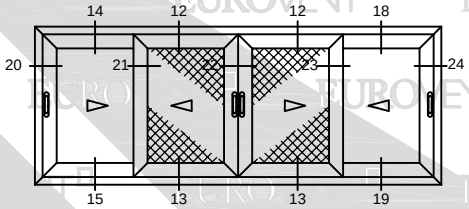

PREMIUM
SERIE
S80
CORREDIZO

EXTERIOR

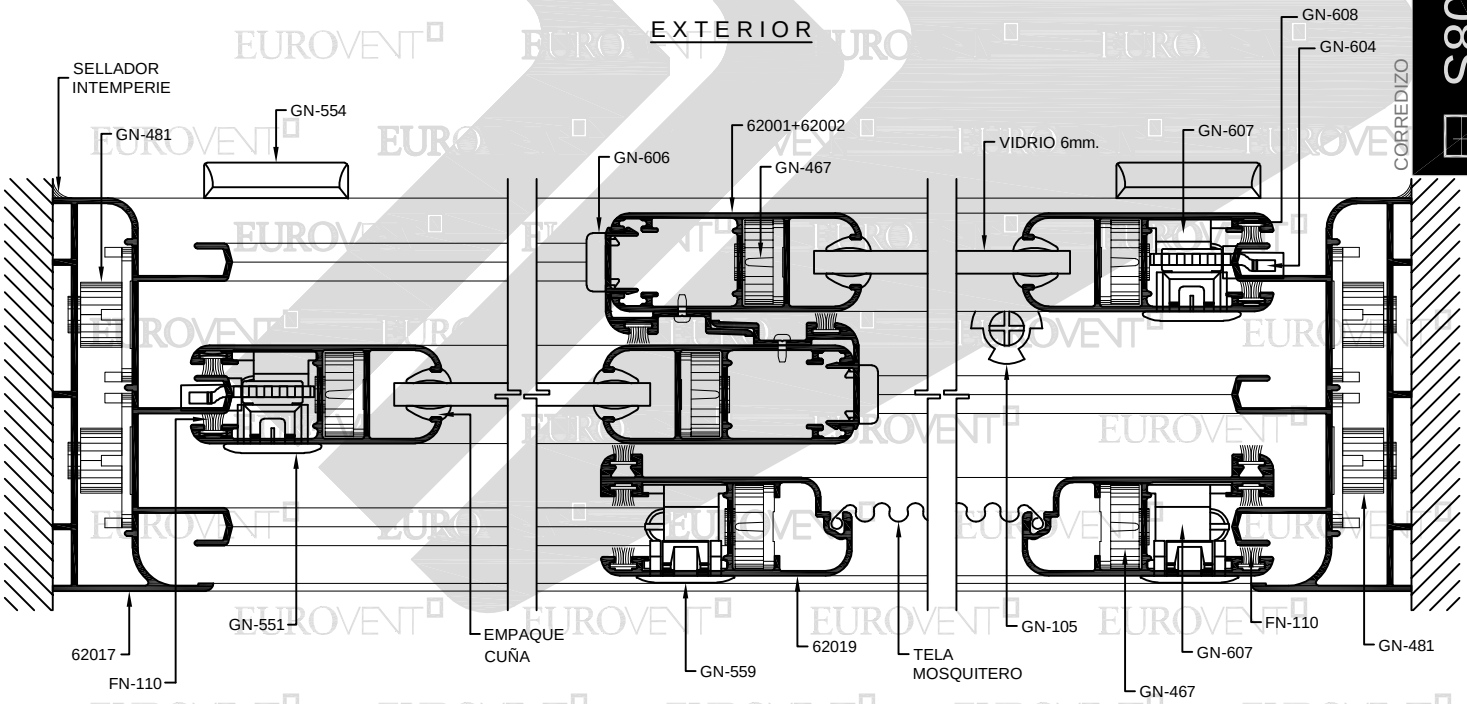

INTERIOR

SECCIÓN 1 SECCIÓN 2 SECCIÓN 3

PDF created with pdfFactory trial version www.pdffactory.com

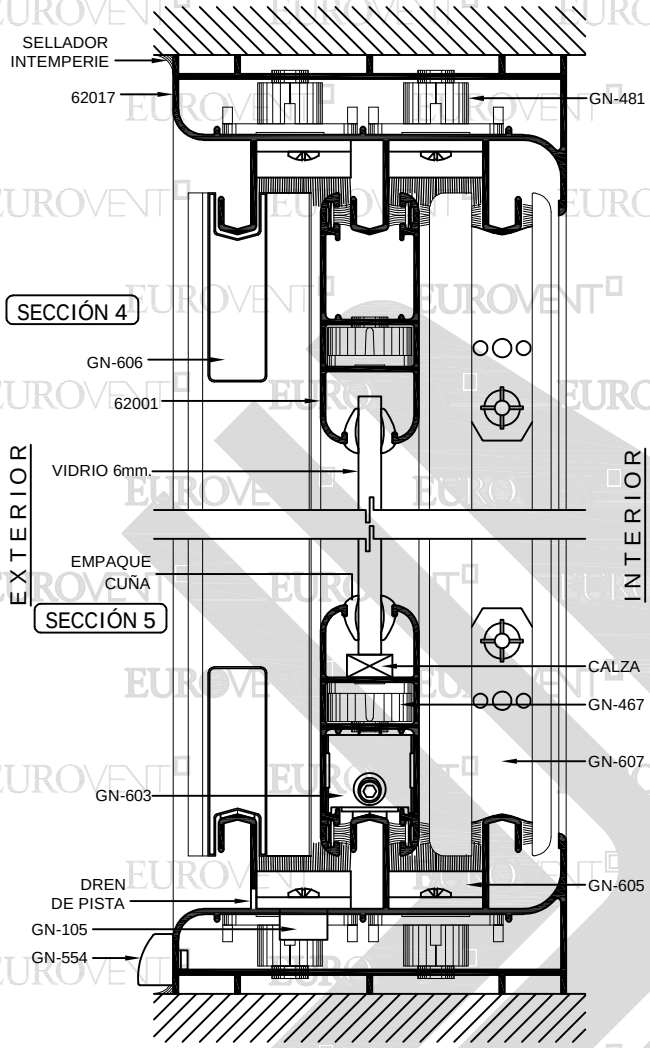

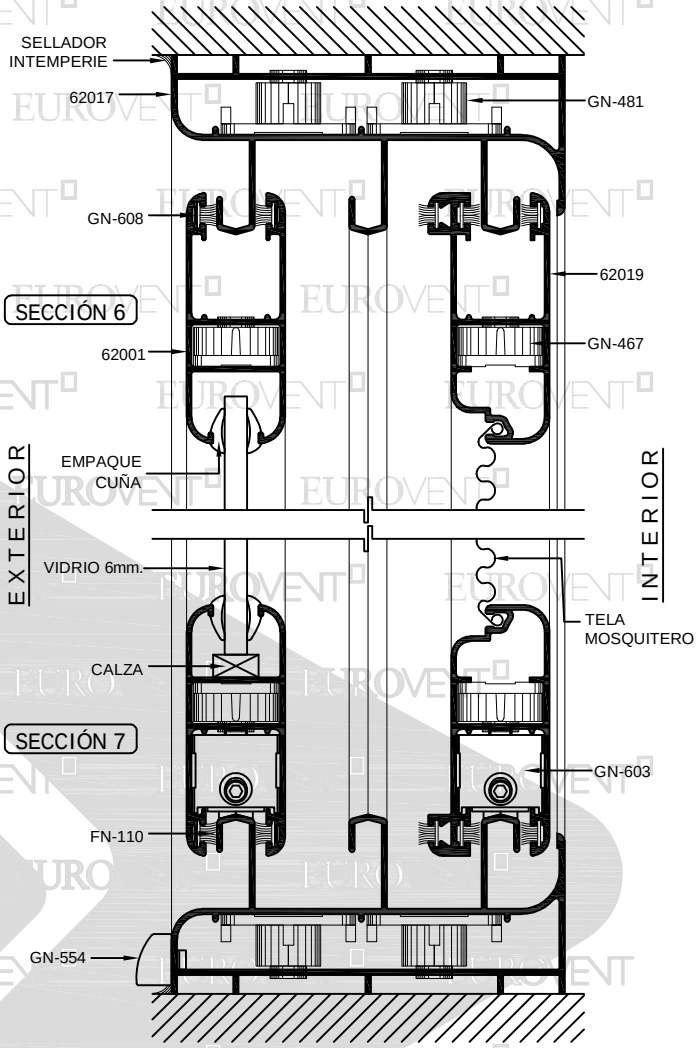

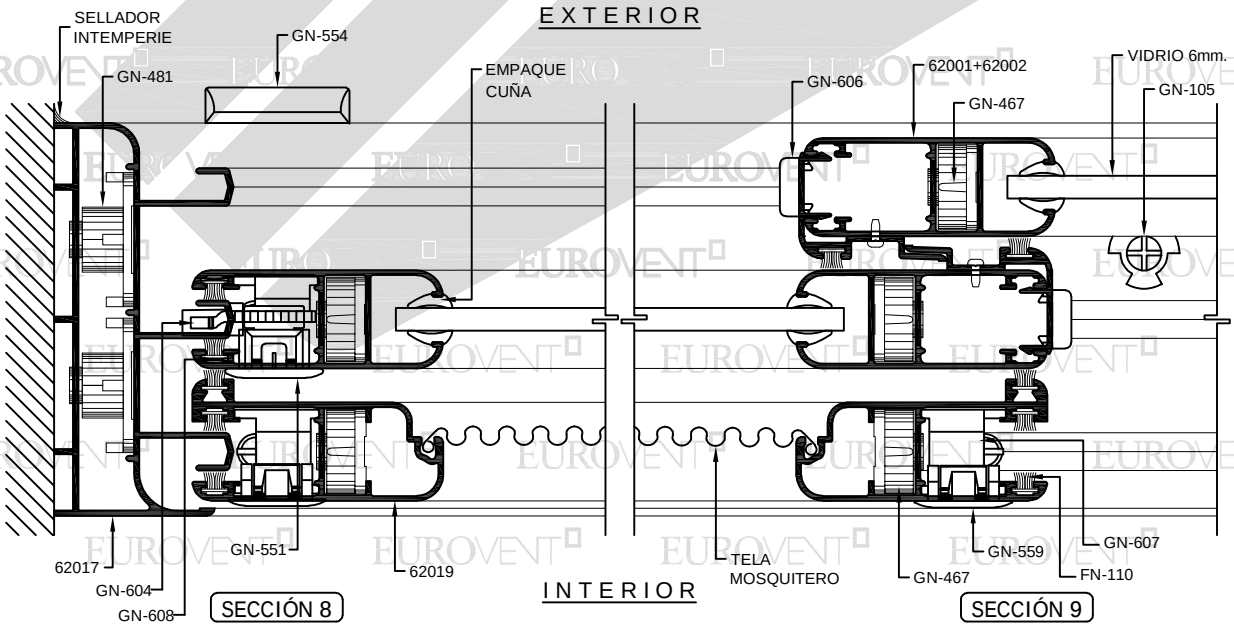

PDF created with pdfFactory trial version www.pdffactory.com

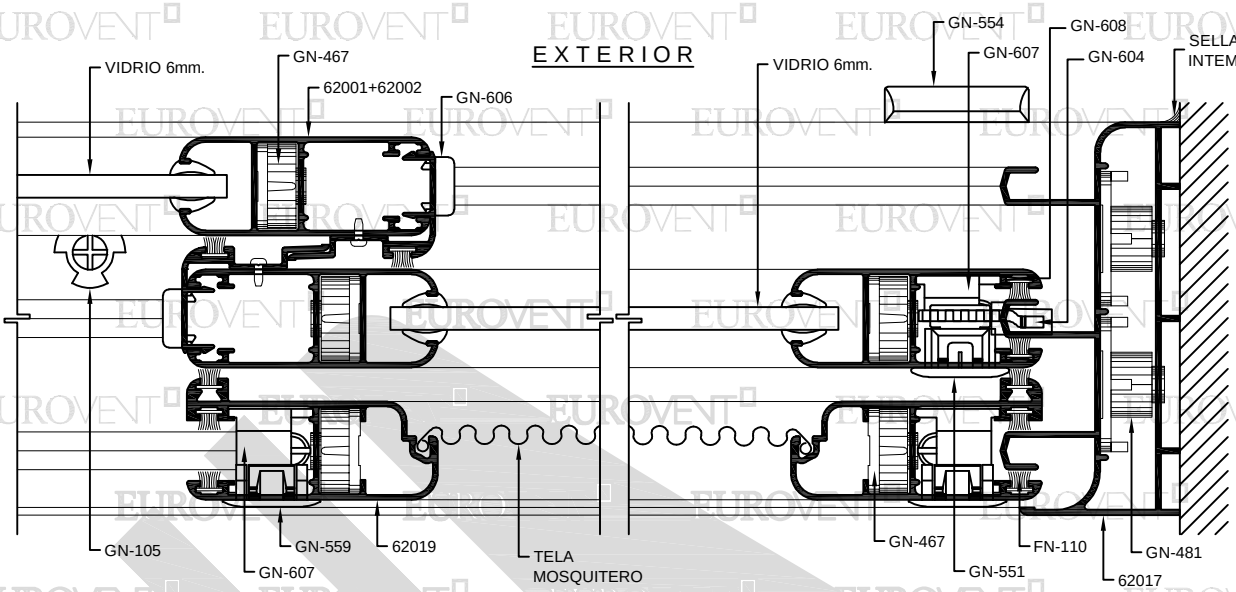

SECCIÓN 10

SECCIÓN 11

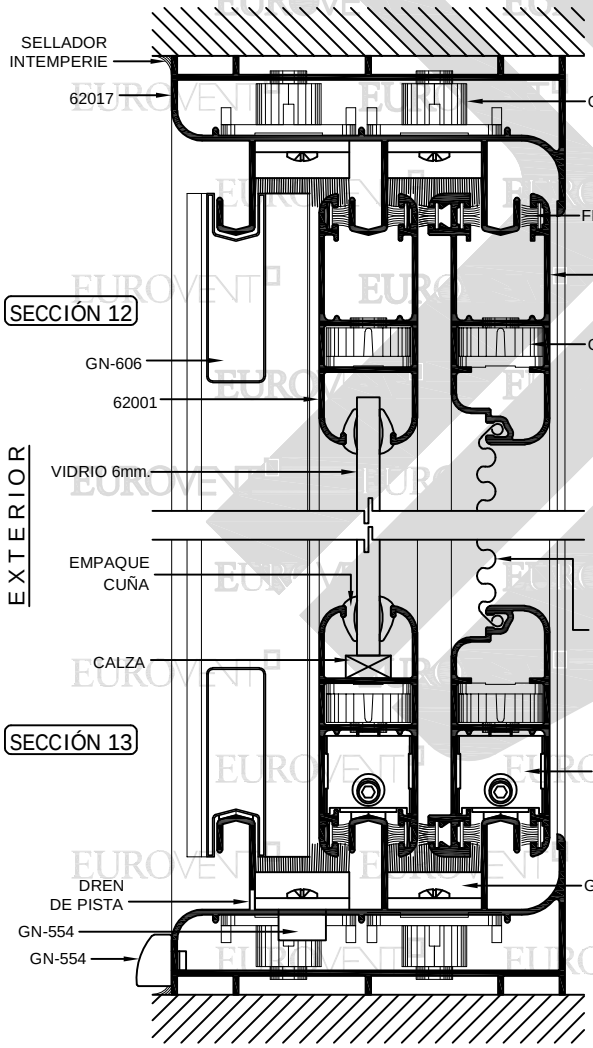

SECCIÓN 12

SECCIÓN 13

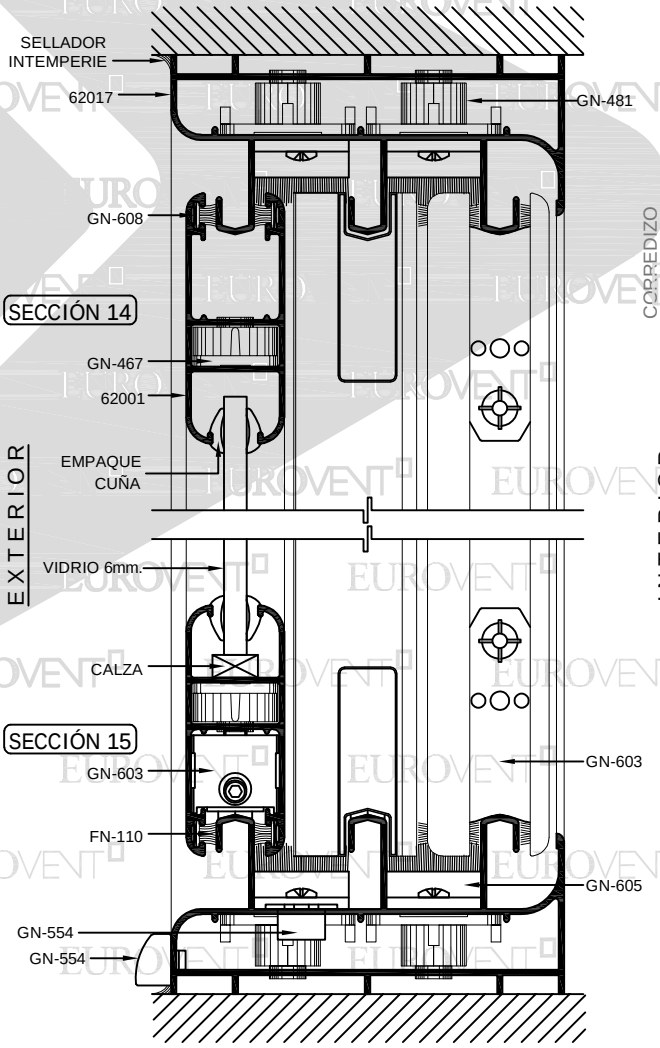

SECCIÓN 14

SECCIÓN 15

PREMIUM
SERIE
S80
CORREDIZO

PDF created with pdfFactory trial version www.pdffactory.com

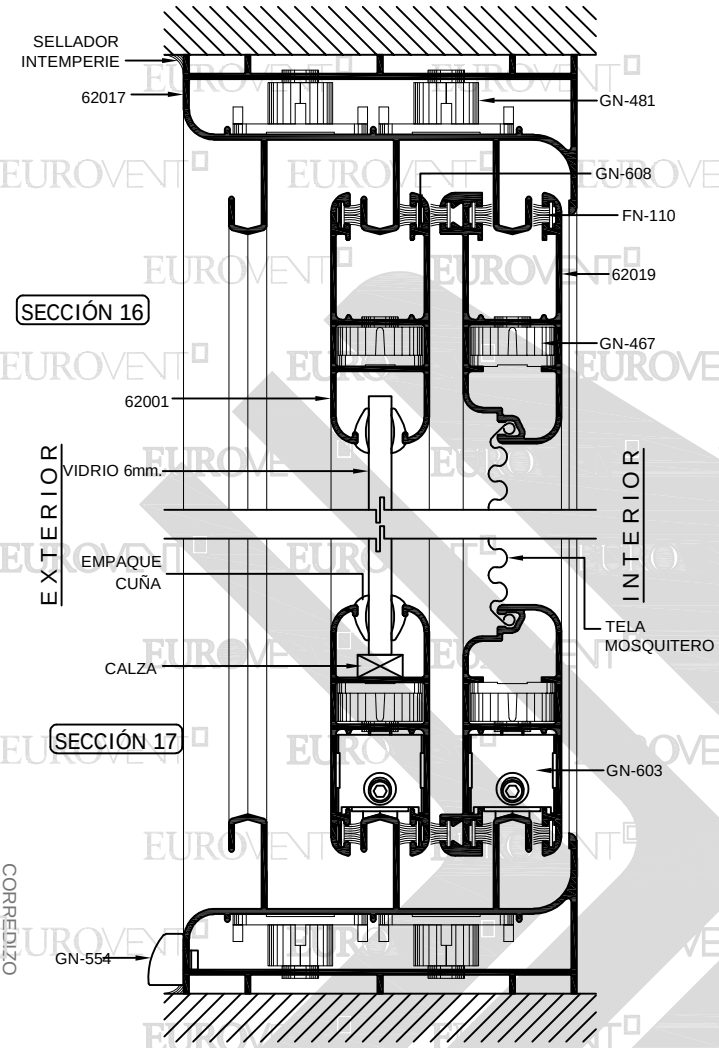

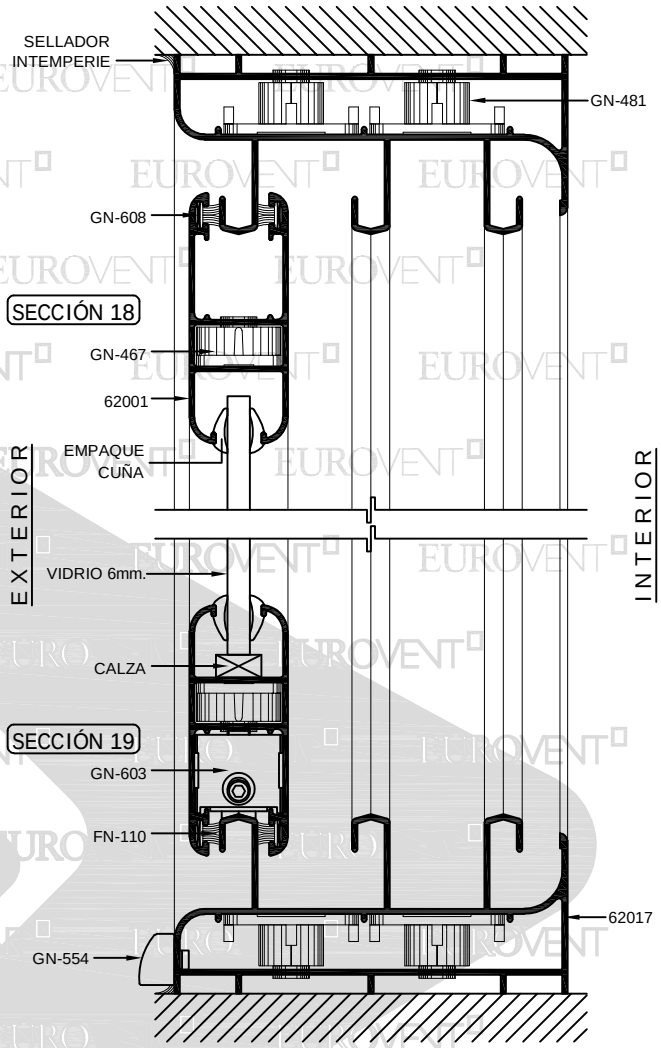

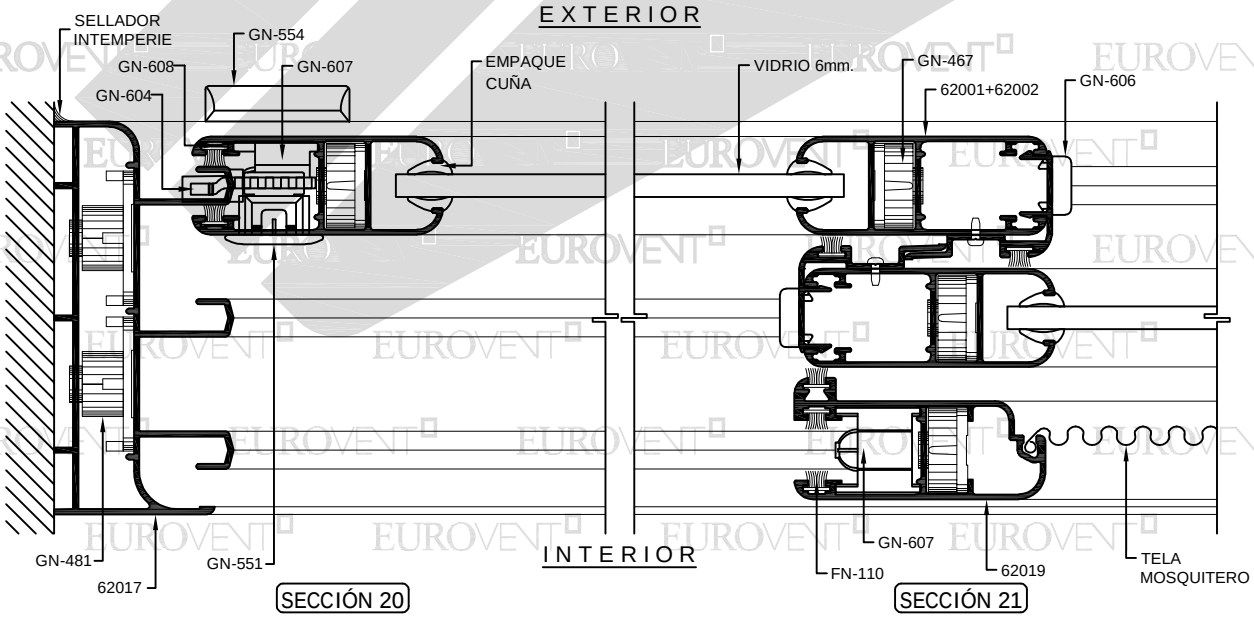

PREMIUM SERIE S80 CORREDIZO

PDF created with pdfFactory trial version www.pdffactory.com

EXTERIOR

SECCIÓN 22

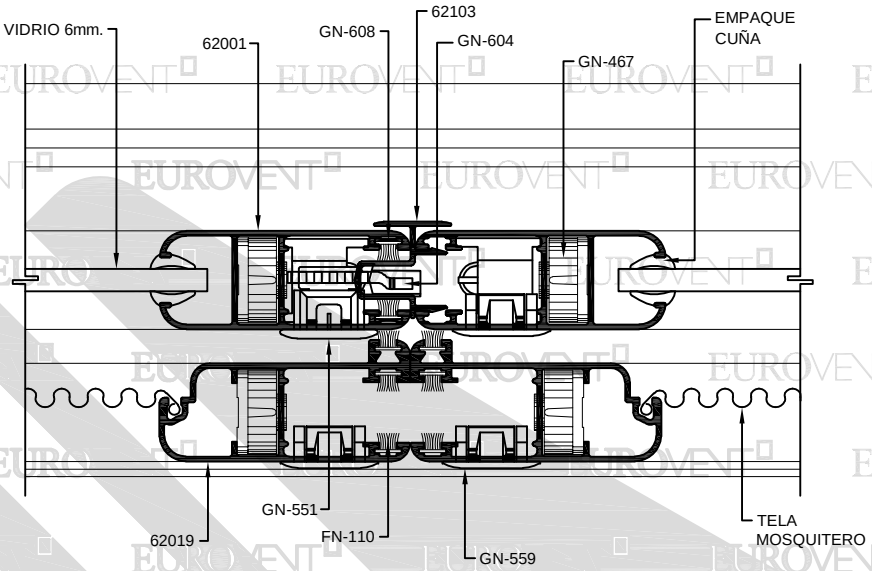

INTERIOR

EXTERIOR

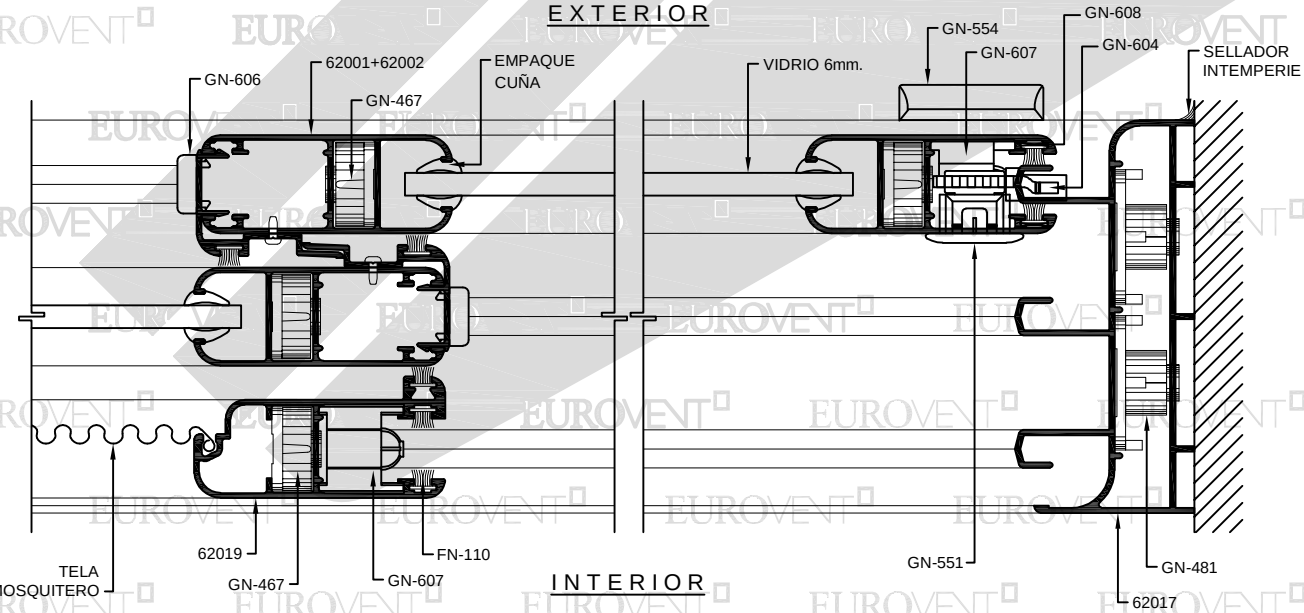

INTERIOR

SECCIÓN 23

SECCIÓN 24

PREMIUM
SERIE
S80
CORREDIZO

PDF created with pdfFactory trial version www.pdffactory.com

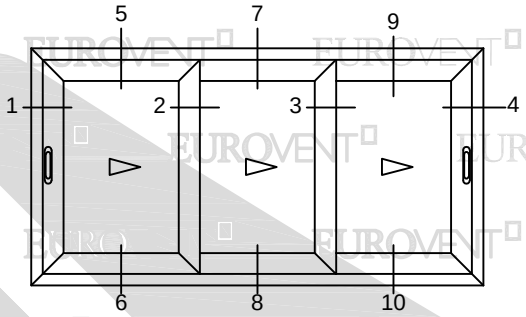

PREMIUM SERIE S80 CORREDIZO

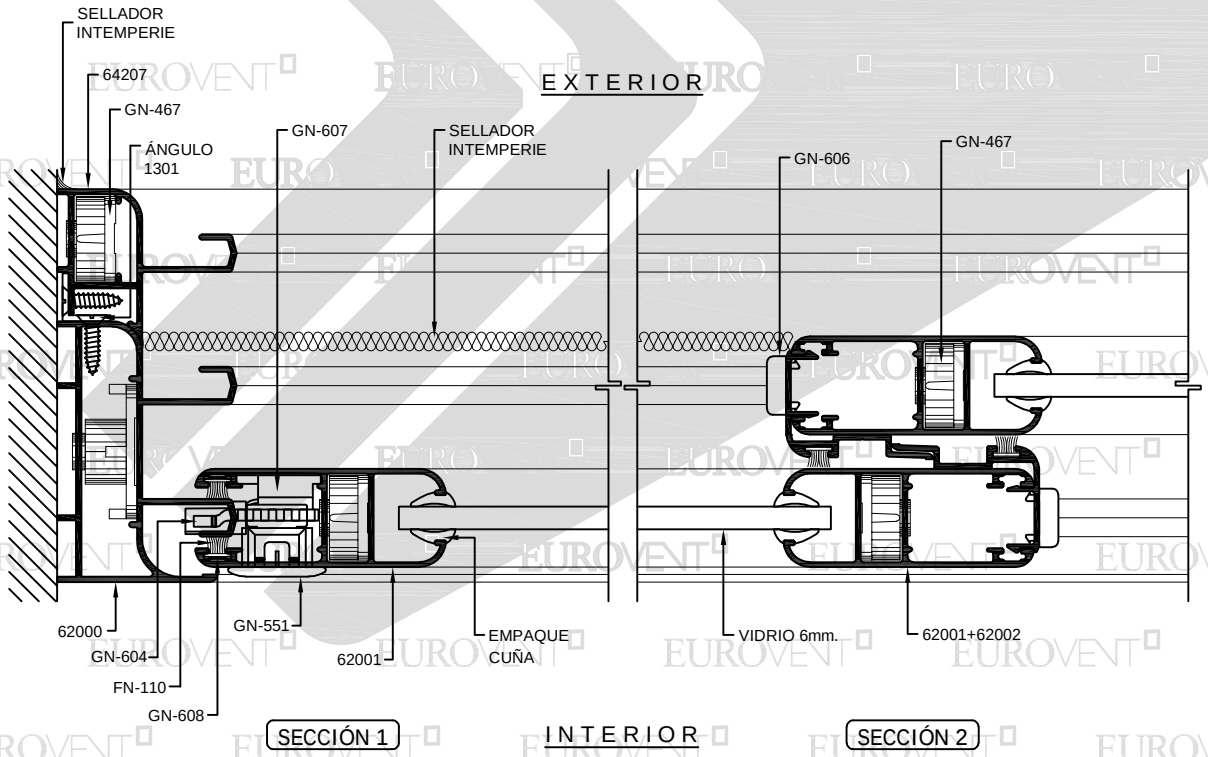

PDF created with pdfFactory trial version www.pdffactory.com

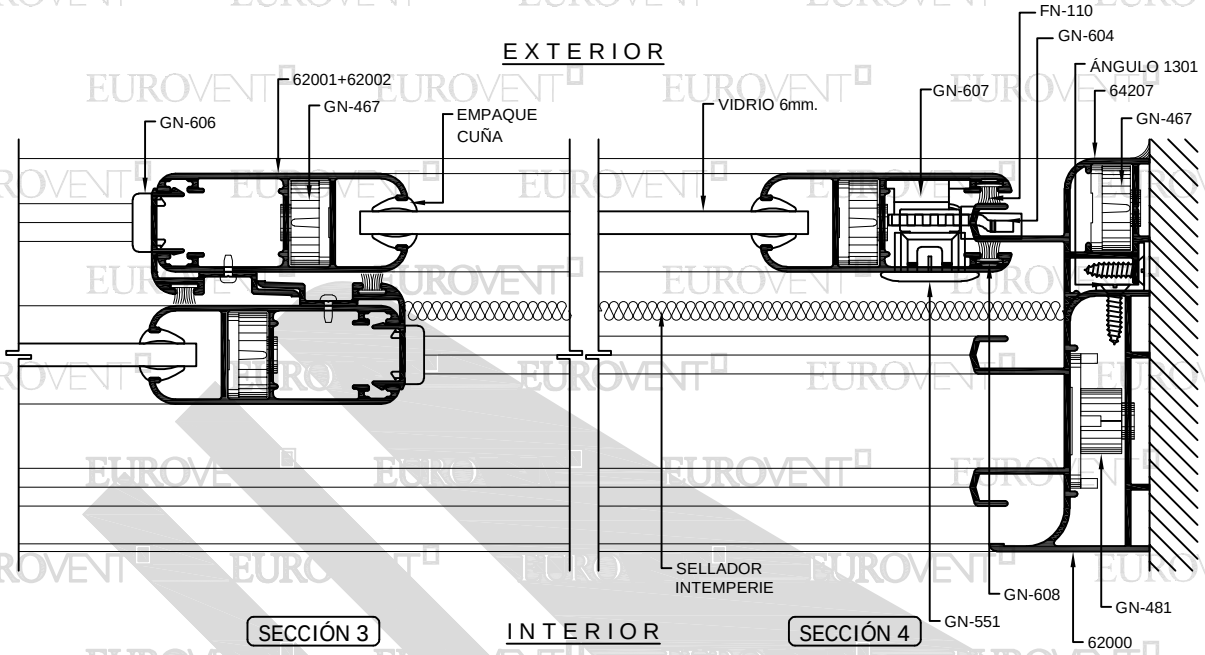

SECCIÓN 3

SECCIÓN 4

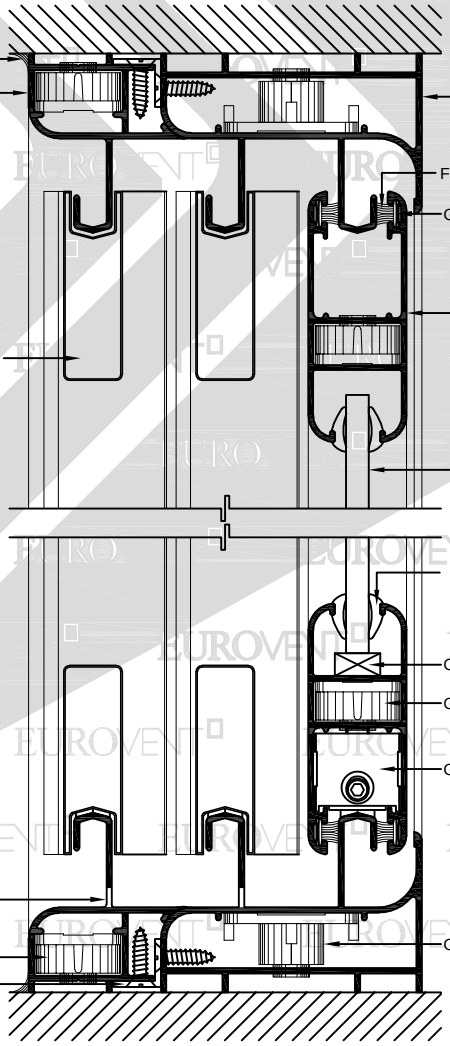

SECCIÓN 5

SECCIÓN 6

PREMIUM
SERIE
S80
CORREDIZO

PDF created with pdfFactory trial version www.pdffactory.com

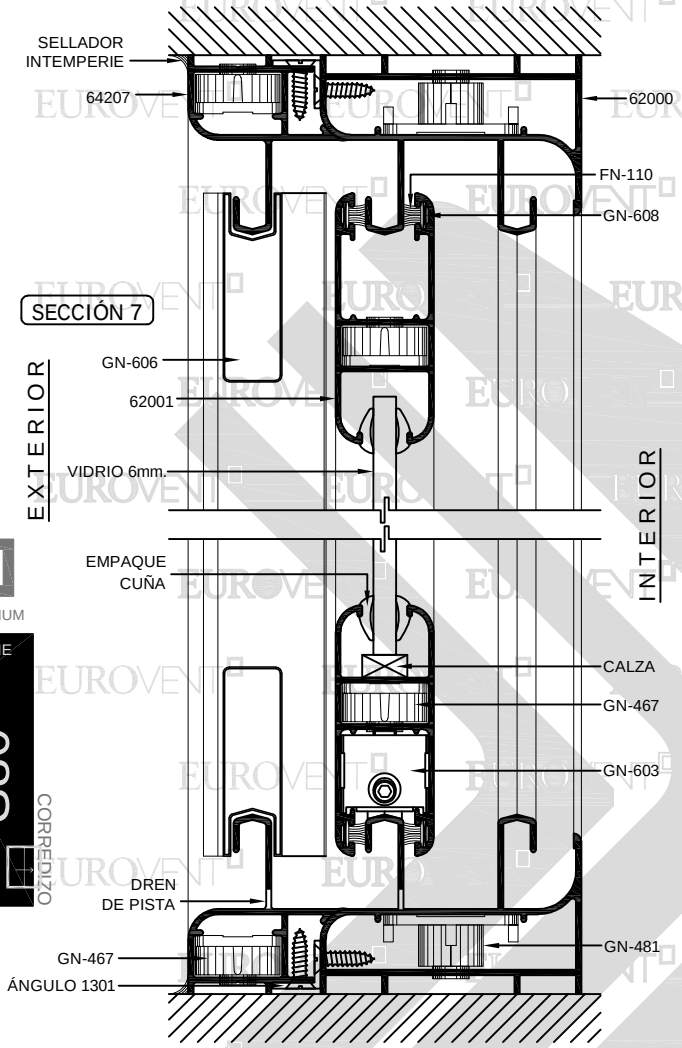

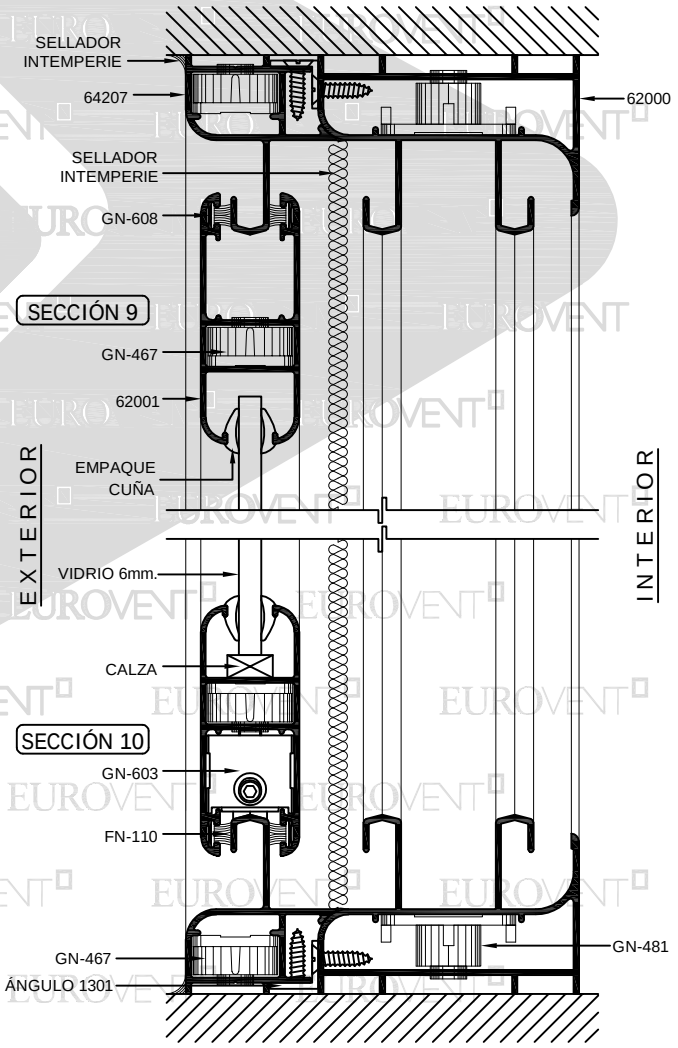

PDF created with pdfFactory trial version www.pdffactory.com

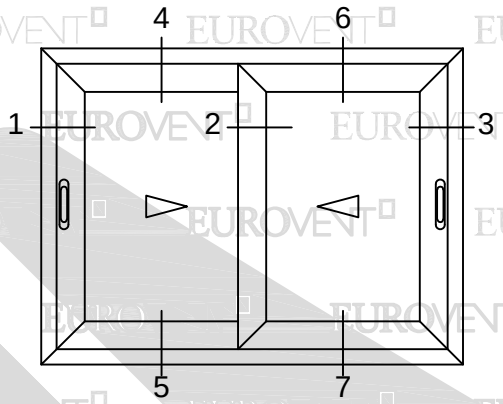

PREMIUM
SERIE
S80
CORREDIZO

EXTERIOR

SELLADOR INTEMPERIE
GN-554
GN-606
GN-467
EMPAQUE CUÑA
GN-607
62000
GN-604
FN-110
GN-608
GN-551
GN-467
DOBLE VIDRIO
62002+62004
GN-105
GN-481

INTERIOR

SECCIÓN 1
SECCIÓN 2
SECCIÓN 3

PDF created with pdfFactory trial version www.pdffactory.com

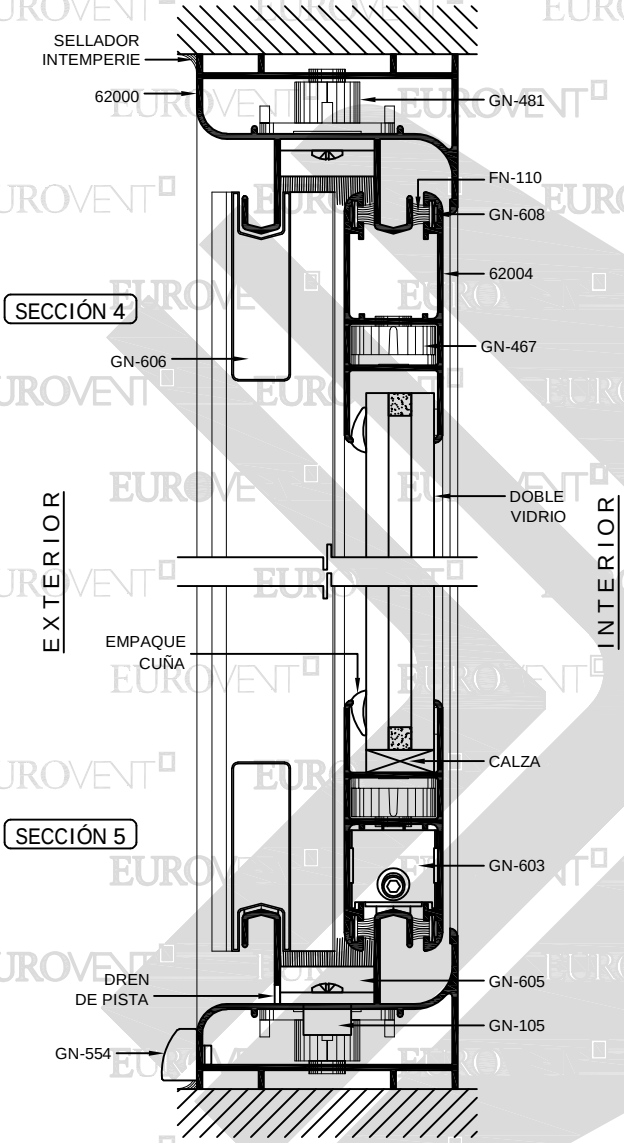

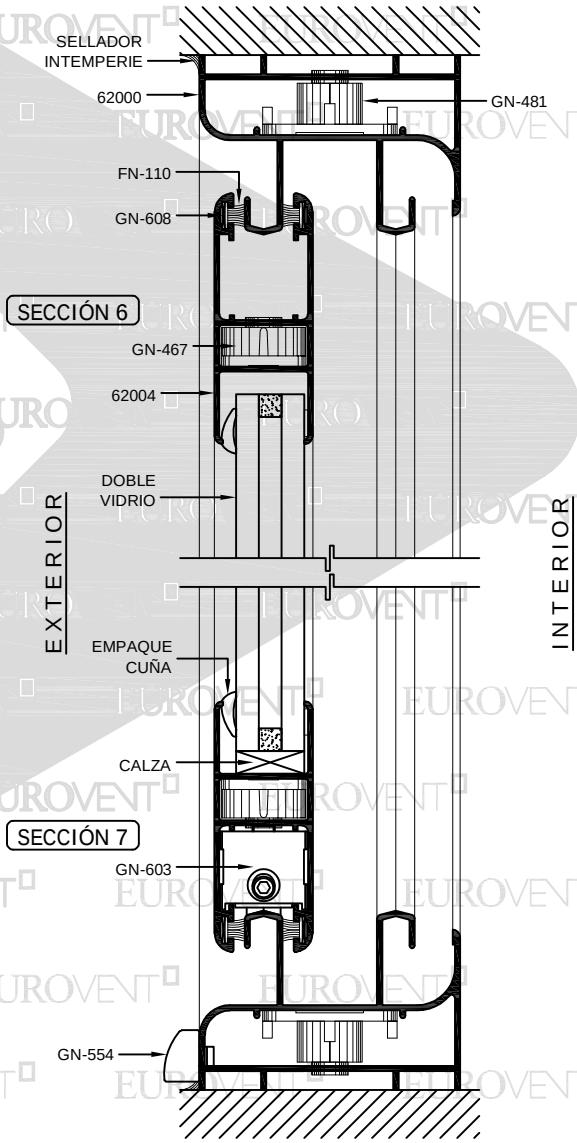

PDF created with pdfFactory trial version www.pdffactory.com

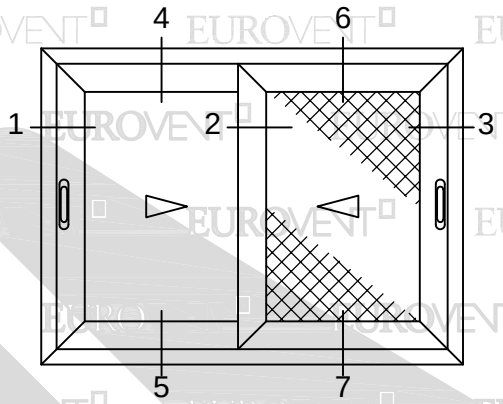

PREMIUM
SERIE
S80
CORREDIZO

EXTERIOR

SELLADOR INTEMPERIE
GN-481
GN-554
EMPAQUE CUÑA
GN-606
62002+62004
GN-467
DOBLE VIDRIO
GN-607
GN-608
GN-604

62017
FN-110
GN-551
GN-559
62019
TELA MOSQUITERO
GN-105
GN-607
FN-110
GN-481

INTERIOR

SECCIÓN 1
SECCIÓN 2
SECCIÓN 3

PDF created with pdfFactory trial version www.pdffactory.com

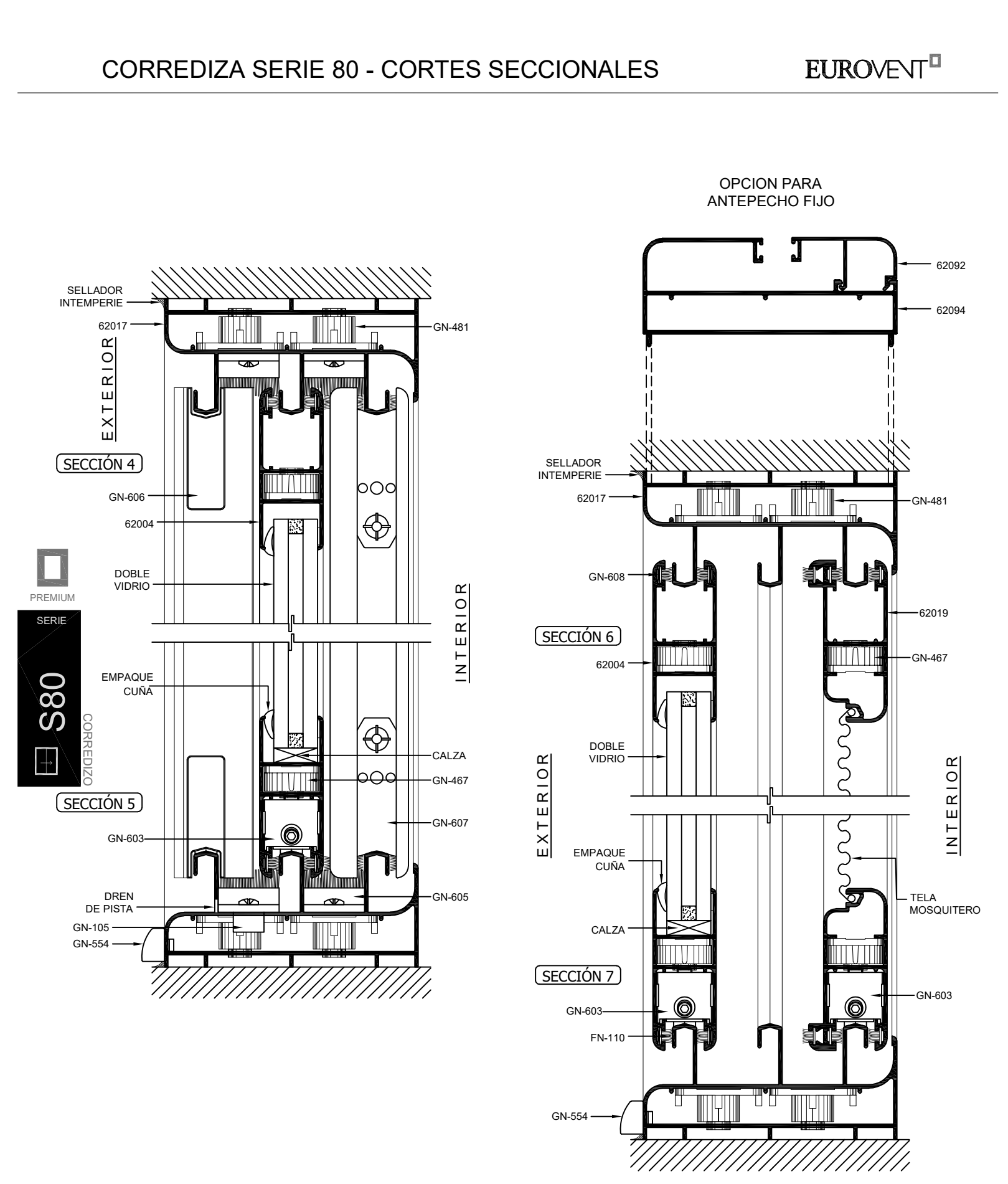
EUROVENT
SELLADOR INTEMPERIE
62017
GN-481
EXTERIOR
SECCIÓN 4
GN-606
62004
DOBLE VIDRIO
INTERIOR
EMPAQUE CUÑA
CALZA
GN-467
SECCIÓN 5
GN-607
GN-603
DREN DE PISTA
GN-605
GN-105
GN-554
PREMIUM
SERIE
S80
CORREDIZO
OPCION PARA ANTEPECHO FIJO
62092
62094
SELLADOR INTEMPERIE
62017
GN-481
GN-608
62019
SECCIÓN 6
62004
GN-467
DOBLE VIDRIO
EXTERIOR
INTERIOR
EMPAQUE CUÑA
TELA MOSQUITERO
CALZA
SECCIÓN 7
GN-603
GN-603
FN-110
GN-554

CORREDIZA SERIE 80 - UBICACION DE ACCESORIOS

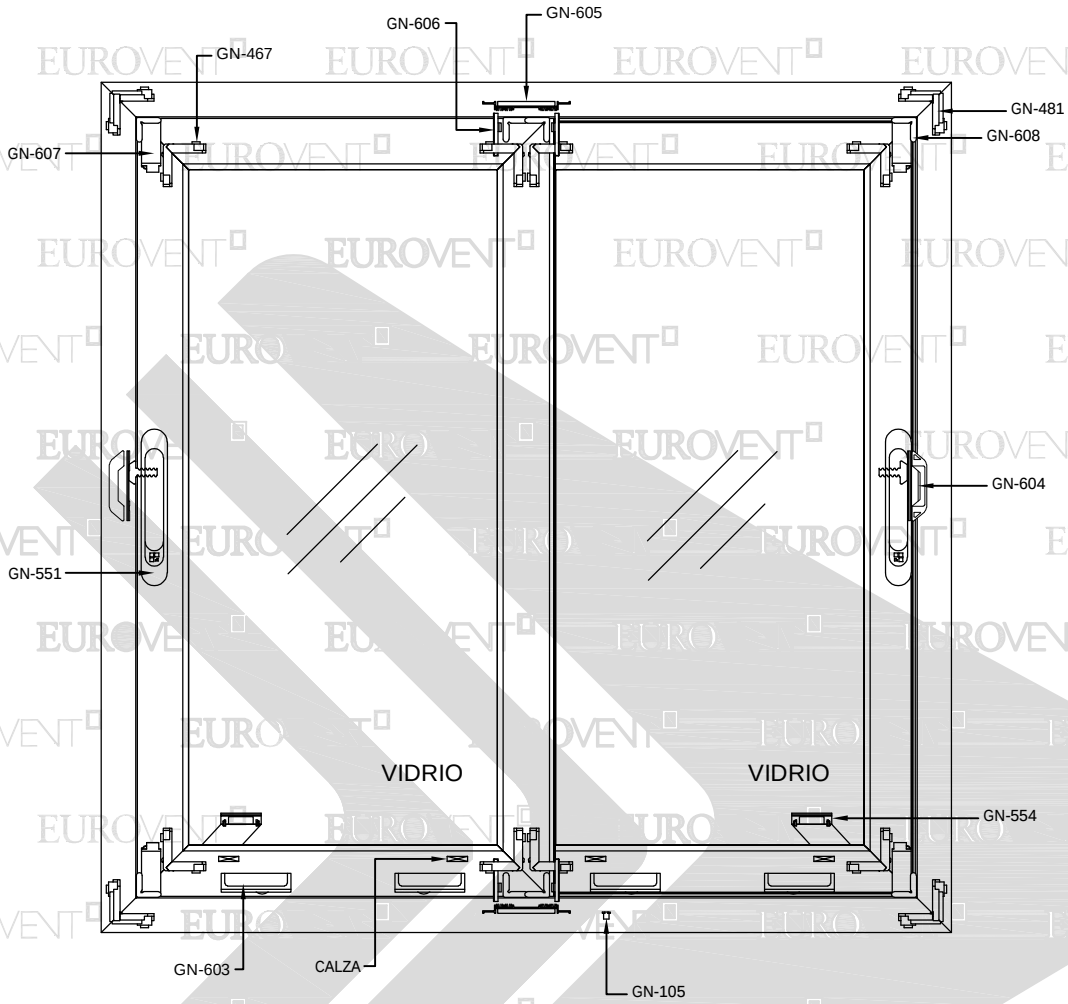

PREMIUM SERIE S80 CORREDIZO

VENTANA CORREDIZA XX		
CLAVE	DESCRIPCIÓN	PIEZAS
FN-110	FELPA CON PLÁSTICO	-
GN-105	TAPÓN DESAGÜE	1
GN-467	ESCUADRA BOTÓN 417	8
GN-481	ESCUADRA BOTÓN 421	4
GN-551	CIERRE MINIBRIO	2
GN-554	TAPA DREN	2
GN-603	CARRETILLA GIESSE VENTANA	4
GN-604	CONTRA Y GANCHO	2
GN-605	CORTAVIENTOS	2
GN-606	TAPA TRASLAPE	4
GN-607	CANDADO DE HOJA	4
GN-608	ESCUADRA DE ALINEACIÓN	16
GN-601	CARRETILLA PABOSE UNA RUEDA (OPCIÓN)	4
GN-624	CARRETILLA GIESSE DOS RUEDAS (OPCIÓN)	4
GN-550	CIERRE BRIO (OPCIÓN)	2

PDF created with pdfFactory trial version www.pdffactory.com

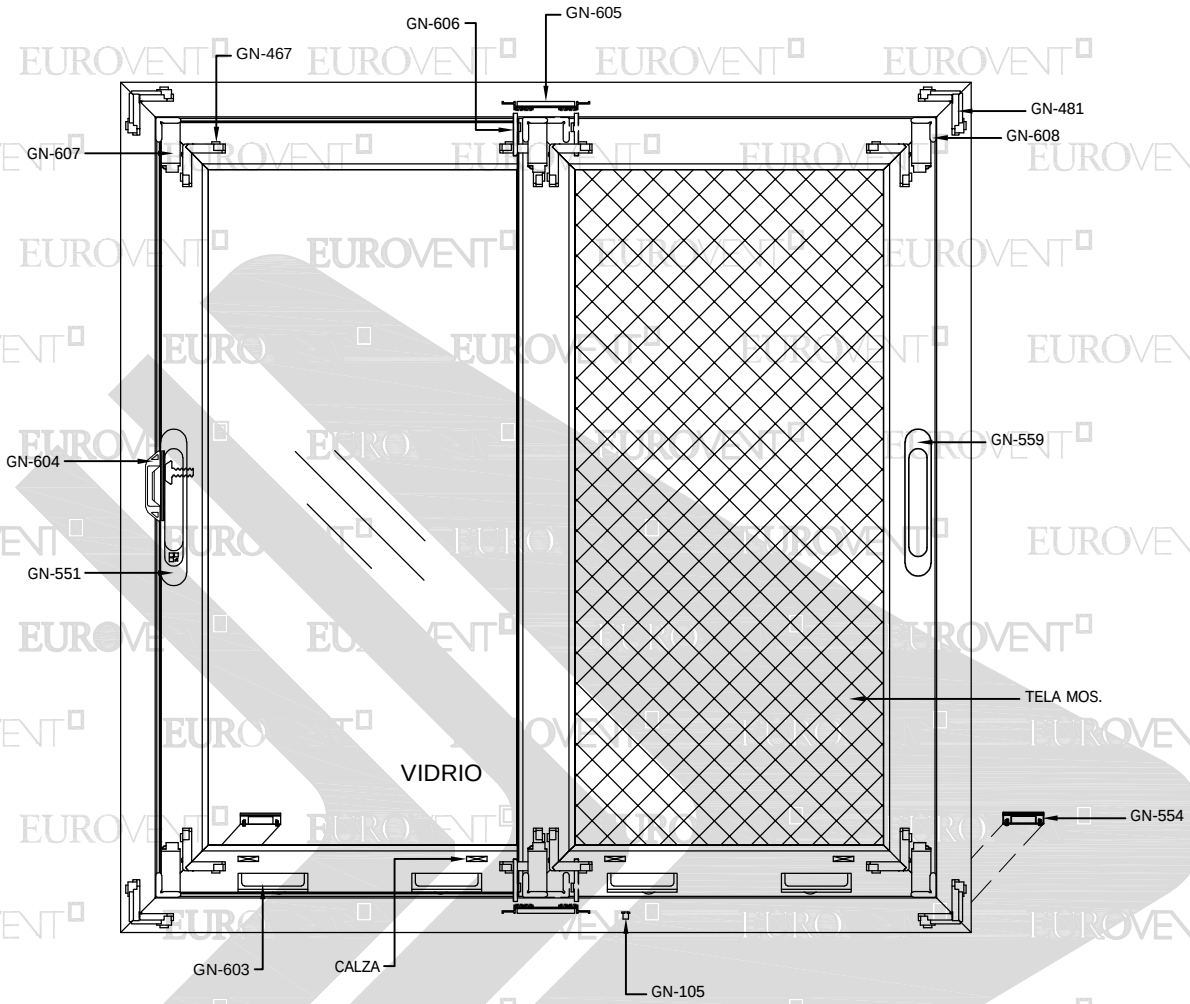

PREMIUM SERIE S80 CORREDIZO

VENTANA CORREDIZA XX MOSQUITERO		
CLAVE	DESCRIPCIÓN	PIEZAS
FN-110	FELPA CON PLÁSTICO	-
GN-105	TAPÓN DESAGÜE	1
GN-467	ESCUADRA BOTÓN 417	12
GN-481	ESCUADRA BOTÓN 421	8
GN-551	CIERRE MINIBRIO	2
GN-554	TAPA DREN	2
GN-559	UÑERO BRIO EMBUTIDO	2
GN-603	CARRETILLA GIESSE VENTANA	6
GN-604	CONTRA Y GANCHO	2
GN-605	CORTAVIENTOS	4
GN-606	TAPA TRASLAPE	4
GN-607	CANDADO DE HOJA	8
GN-608	ESCUADRA DE ALINEACIÓN	24
GN-601	CARRETILLA PABOSE UNA RUEDA (OPCIÓN)	6
GN-624	CARRETILLA GIESSE DOS RUEDAS (OPCIÓN)	6
GN-550	CIERRE BRIO (OPCIÓN)	2

PDF created with pdfFactory trial version www.pdffactory.com

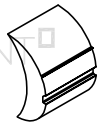

E-2610
EMPAQUE CUÑA



FN-110
FELPA CON PLÁSTICO

CALZA DE SILICON
$\frac{1}{4}$" X $\frac{3}{8}$"

GN-105
TAPÓN DESAGÜE

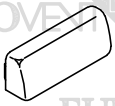

GN-554
TAPA DREN

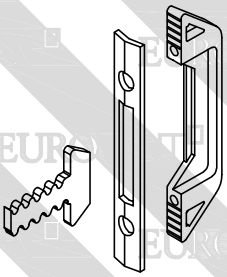

FN-604C
CONTRA Y GANCHO

GN-606
TAPA TRASLAPE

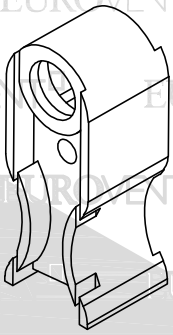

GN-607
CANDADO DE HOJA

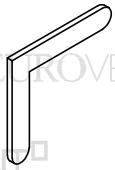

GN-608
ESCUADRA DE ALINEACIÓN

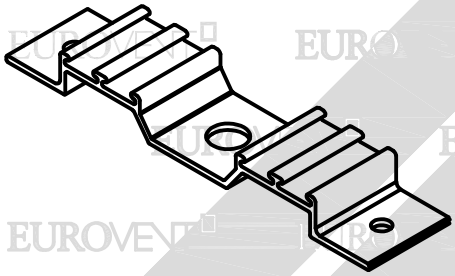

GN-605
CORTAVIENTOS

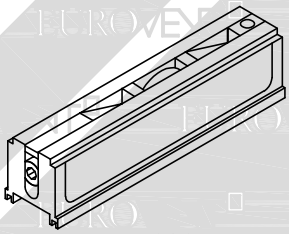

GN-603
CARRETILLA GIESSE VENTANA
CAPACIDAD: 20 KG. POR PZA.

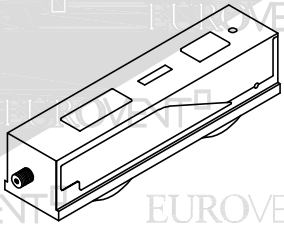

GN-614
CARRETILLA PABOSE DOS RUEDAS
CAPACIDAD: 100 KG. POR PZA.

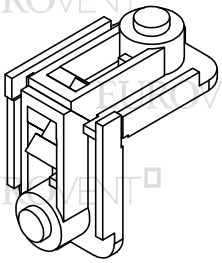

GN-481
ESCUADRA DE BOTÓN 421
CONTRAMARCO

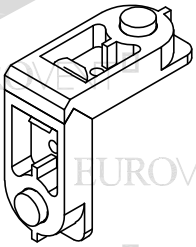

GN-467
ESCUADRA DE BOTÓN 417 HOJA

PDF created with pdfFactory trial version www.pdffactory.com

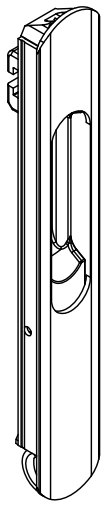

GN-551
CIERRE CHICO

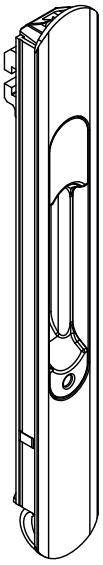

GN-550
CIERRE GRANDE



GN-559
UÑERO BRIO EMBUTIDO

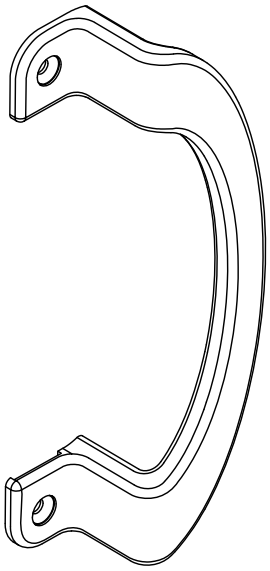

GN-560
JALADERA BRIO SOBREPUESTA

PREMIUM

SERIE

S80

CORREDIZO

CIERRES ANTIFALSA MANIOBRA

FN-604C
ENGANCHE
(CONTRA
MARCO)

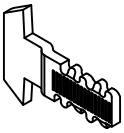

FN - 604A
GANCHO

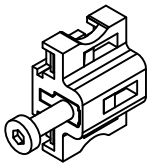

FN-001
ANTI FALSA
MANIOBRA

FB-561
JALADERA SOBREPUESTA
CHICA

FN-560
JALADERA SOBREPUESTA GRANDE

FN-551
CIERRE CHICO

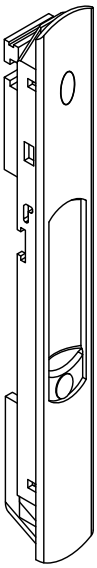

FN-550
CIERRE GRANDE

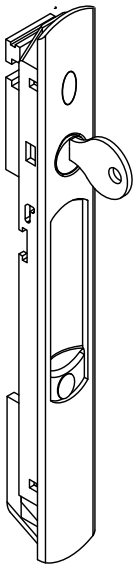

FN-631
CIERRE GRANDE
CON CHAPA

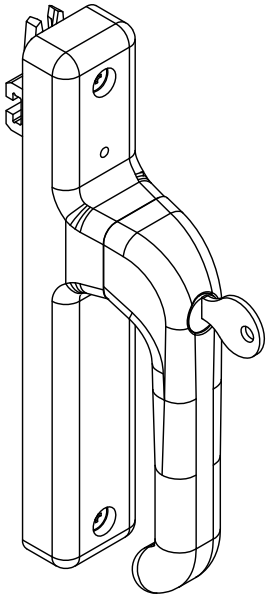

GN-563
CREMONA CITY KEY

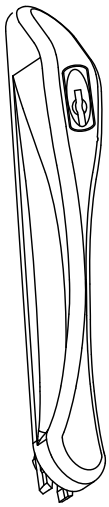

GN-561
TIRADOR BRIO
EXPUESTO
C/LLAVE

GN-522

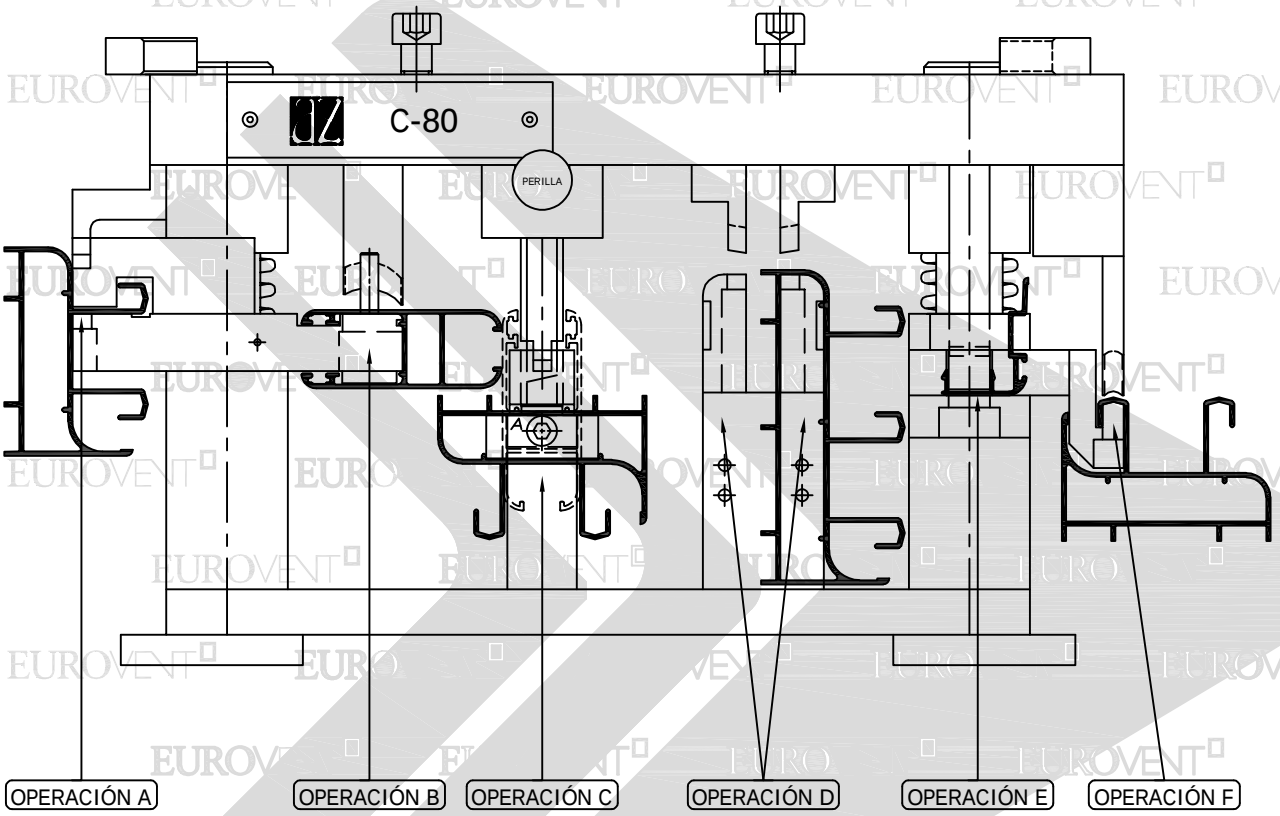

PREMIUM
SERIE
S80
CORREDIZO

PARA REALIZAR TODAS LAS OPERACIONES DE TROQUELADO, EL MATERIAL DEBE DE ESTAR CORTADO A MEDIDA DE FABRICACIÓN

LA OPERACIÓN "C" TIENE DOS POSICIONES, SE AJUSTAN EN LA PARTE POSTERIOR DE LA MISMA OPERACIÓN
EN LA POSICIÓN 1 SE REALIZA EL TROQUELADO DE LOS RIELES
EN LA POSICIÓN 2 SE REALIZA EL TROQUELADO DE LAS HOJAS

PDF created with pdfFactory trial version www.pdffactory.com

OPERACIÓN A

DRENES DE PISTA
62000 RIEL BÁSICO
62019 RIEL TRIPLE

SE RECOMIENDA HACER 3 DRENES DE PISTA EQUIDISTANTES POR METRO LINEAL
NO HACER DRENES DE PISTA DEBAJO DE LA HOJA CORREDIZA
NO HACER DRENES DE PISTA EN LA PISTA INTERIOR
EN EL RIEL TRIPLE SE HACEN DRENES SEGÚN LA SOLUCIÓN DEL CANCEL

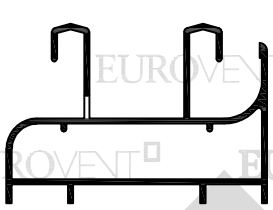

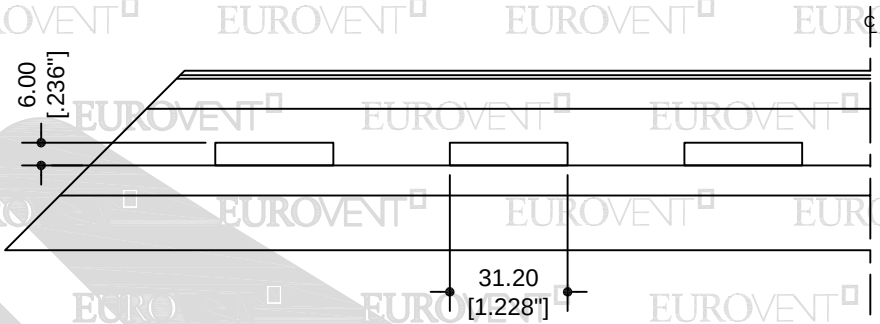

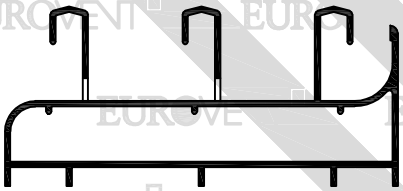

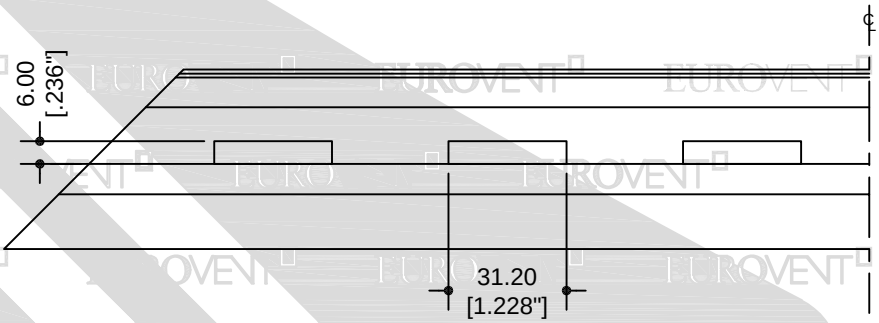

PREMIUM
SERIE
S80
CORREDIZO

OPERACIÓN B

62001 CERCO 6mm
62004 CERCO DUO 18mm

CIERRE MINIBRIO

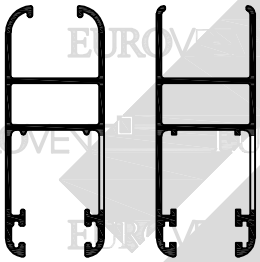



CIERRE BRIO

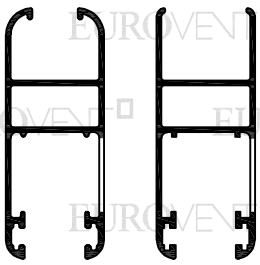

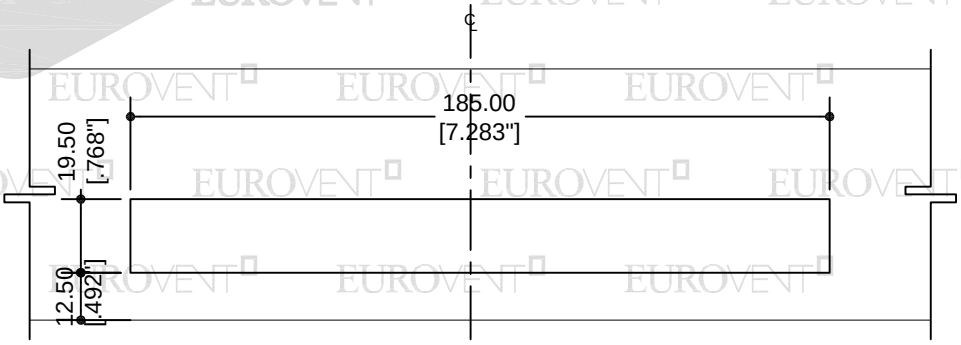

PDF created with pdfFactory trial version www.pdffactory.com

OPERACIÓN B

62019 MOSQUITERO DE LUJO

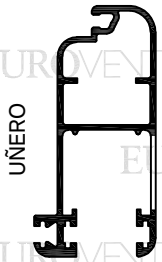

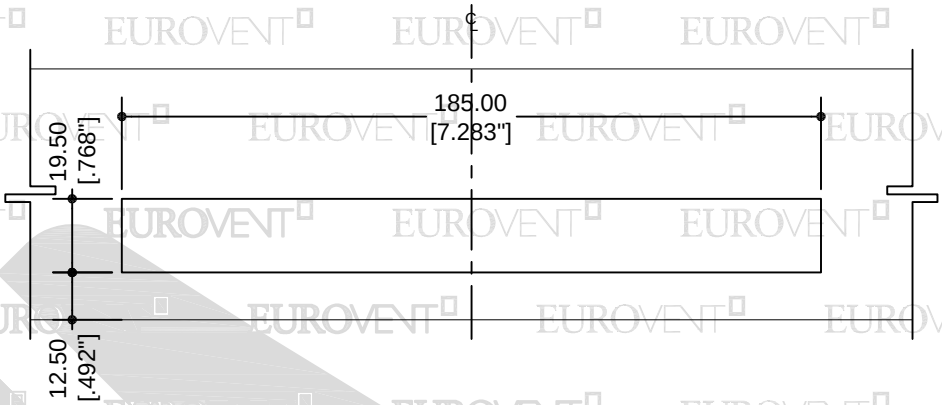

OPERACIÓN C

62001 CERCO 6mm
62004 CERCO DUO 18mm

PARA REALIZAR LA OPERACIÓN "C" VERTICAL, LA PERILLA DEBE DE ESTAR ADENTRO
PARA REALIZAR LA OPERACIÓN "C" HORIZONTAL, LA PERILLA DEBE DE ESTAR AFUERA

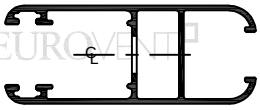

ESCUADRA DE BOTÓN HOR.

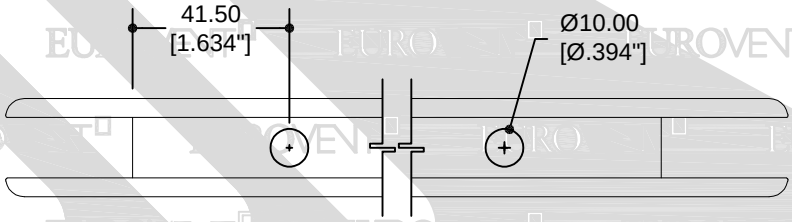

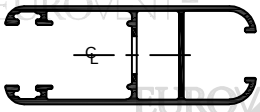

ESCUADRA DE BOTÓN VERT.

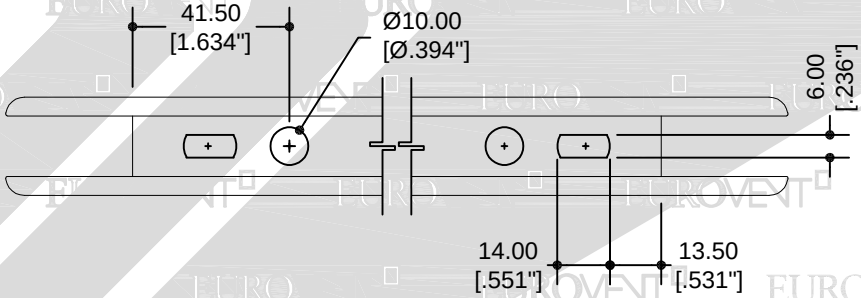

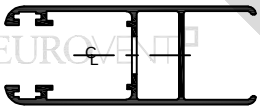

ESCUADRA DE BOTÓN HOR.

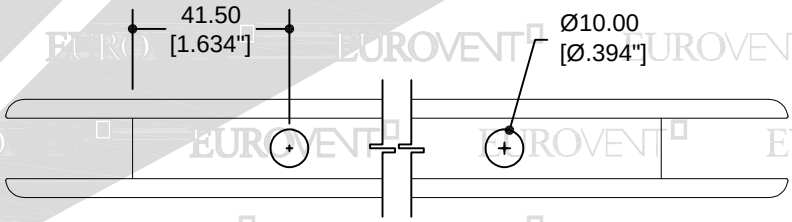

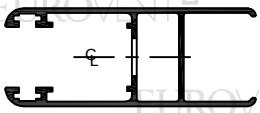

ESCUADRA DE BOTÓN VERT.

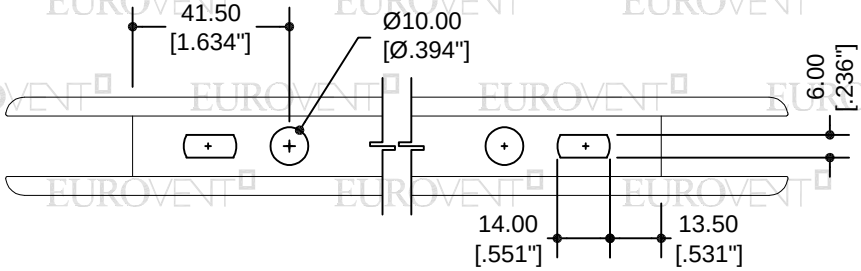

PREMIUM
SERIE
S80
CORREDIZO

PDF created with pdfFactory trial version www.pdffactory.com

OPERACIÓN C

62019 MOSQUITERO DE LUJO

PARA REALIZAR LA OPERACIÓN "C" VERTICAL, LA PERILLA DEBE DE ESTAR ADENTRO
PARA REALIZAR LA OPERACIÓN "C" HORIZONTAL, LA PERILLA DEBE DE ESTAR AFUERA

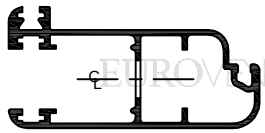

ESCUADRA DE BOTÓN HOR.

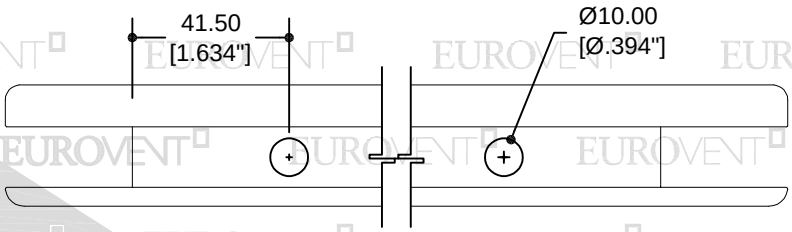

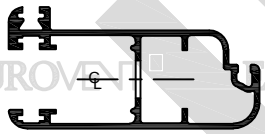

ESCUADRA DE BOTÓN VERT.

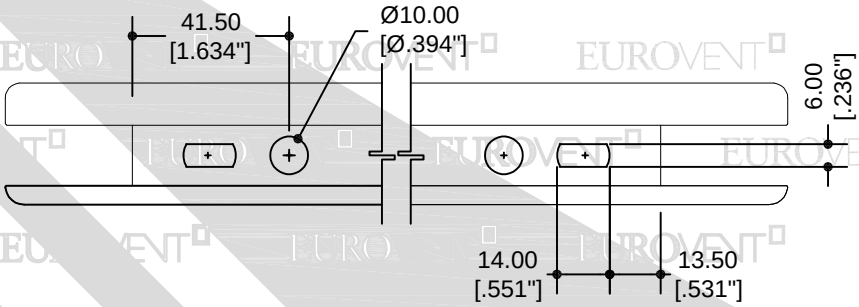

PREMIUM SERIE S80 CORREDIZO

OPERACIÓN C

62000 RIEL BÁSICO

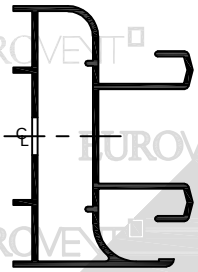

ESCUADRA DE BOTÓN HOR.

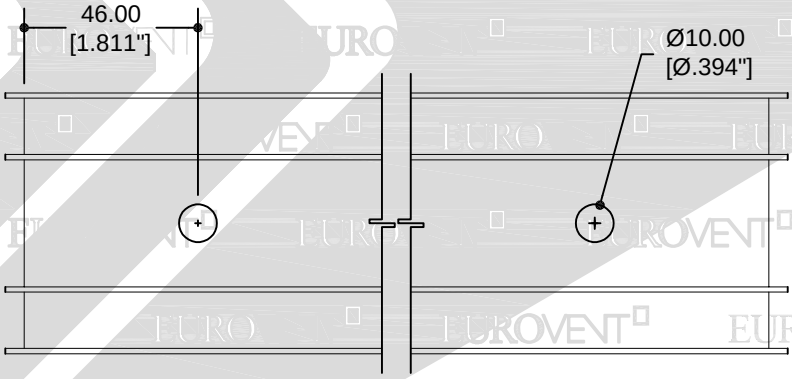

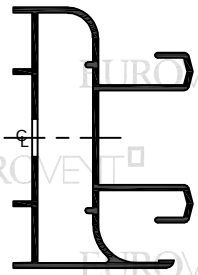

ESCUADRA DE BOTÓN VERT.

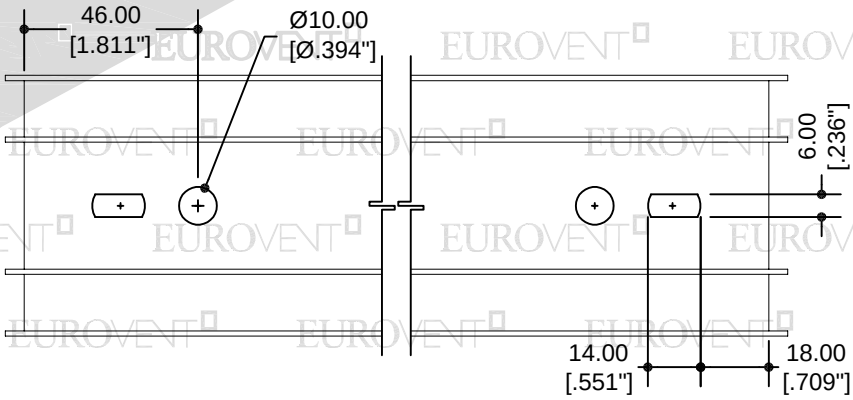

PDF created with pdfFactory trial version www.pdffactory.com

OPERACIÓN C

62019 RIEL TRIPLE

PARA REALIZAR LA OPERACIÓN "C" VERTICAL, LA PERILLA DEBE DE ESTAR ADENTRO
PARA REALIZAR LA OPERACIÓN "C" HORIZONTAL, LA PERILLA DEBE DE ESTAR AFUERA

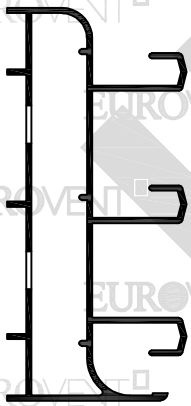

ESCUADRA DE BOTÓN HOR.

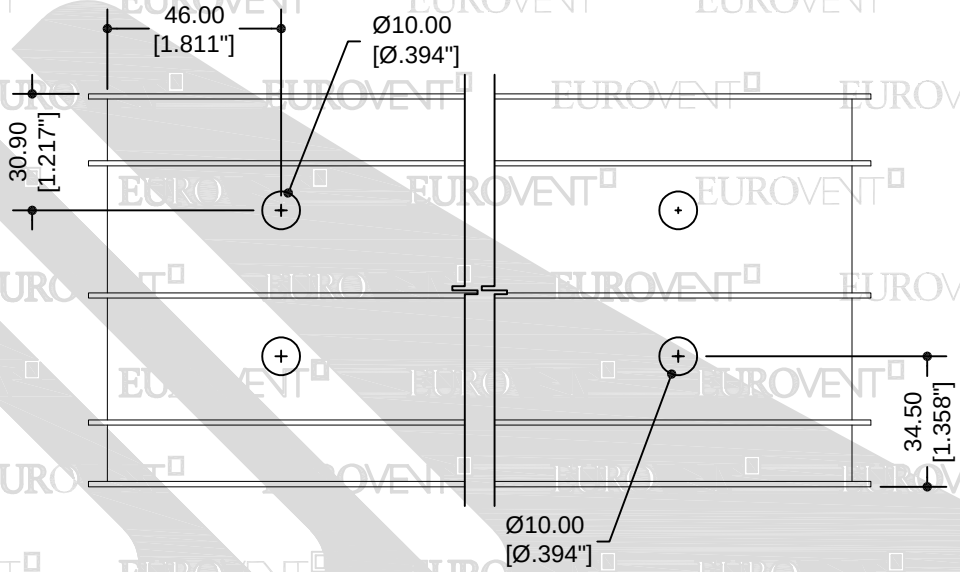

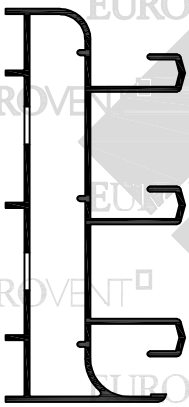

ESCUADRA DE BOTÓN VERT.

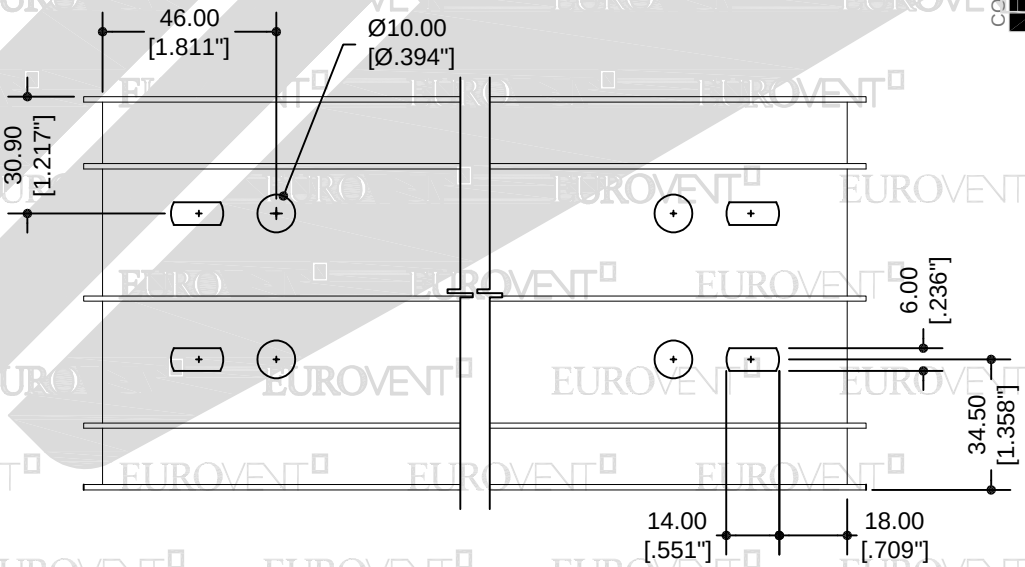

PREMIUM SERIE S80 CORREDIZO

PDF created with pdfFactory trial version www.pdffactory.com

OPERACIÓN D

DRENE TUBULAR
62000 RIEL BÁSICO
62019 RIEL TRIPLE

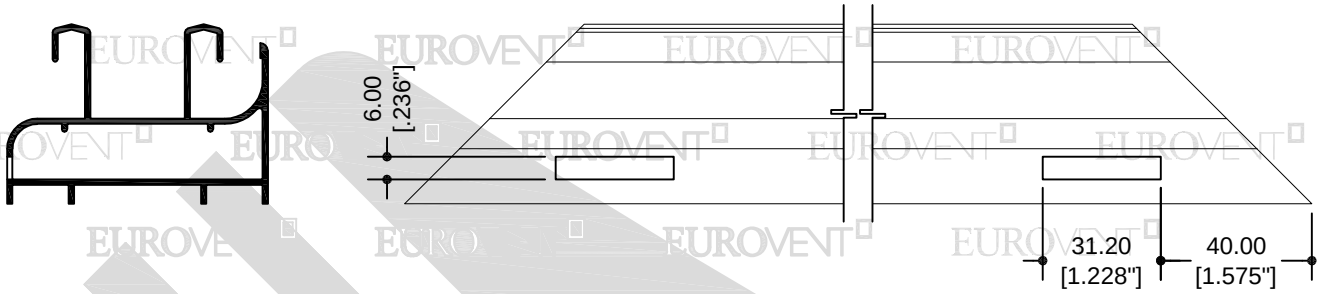

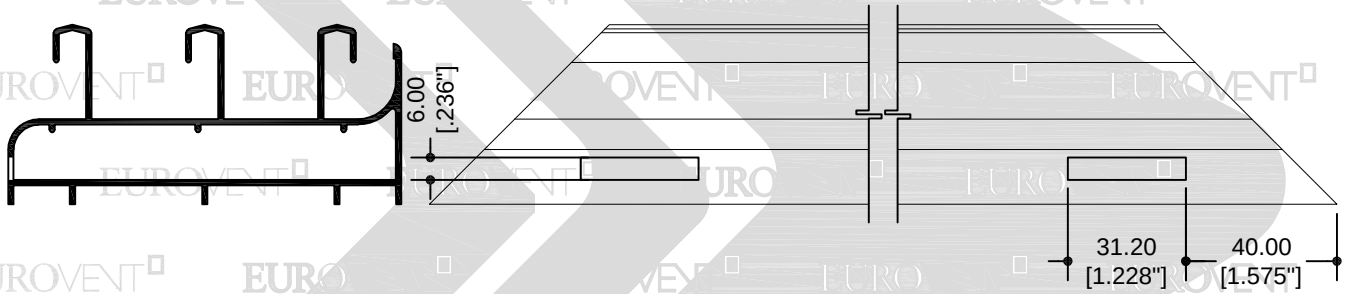

PREMIUM SERIE S80 CORREDIZO

OPERACIÓN E

SAQUE P/LIBRAR PISTA
62002 TRASLAPE

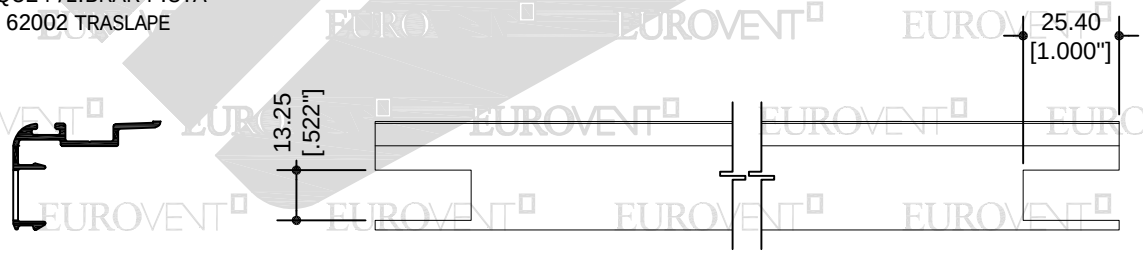

PDF created with pdfFactory trial version www.pdffactory.com

OPERACIÓN F

CONTRA DE CIERRE
62000 RIEL BÁSICO
62019 RIEL TRIPLE

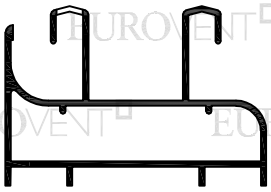

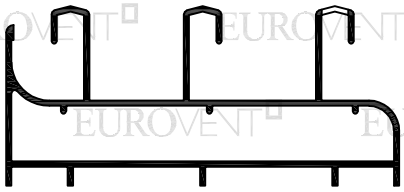

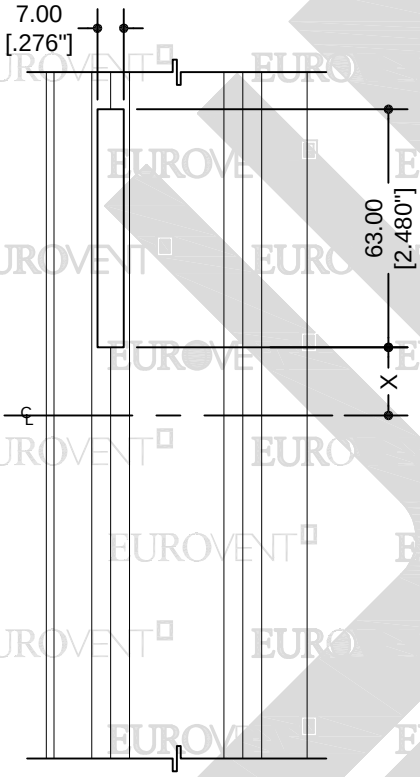

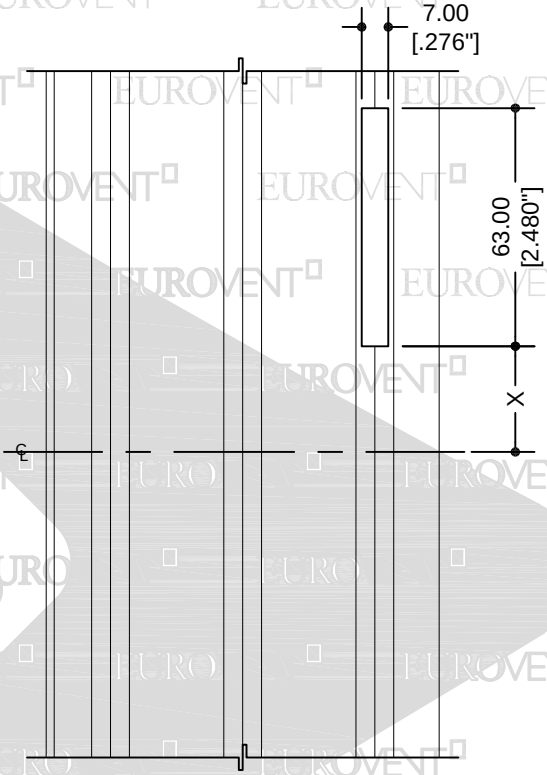

PREMIUM
SERIE
S80
CORREDIZO

FORMULA PARA SAQUE DE CONTRA BRIO H/2+32
FORMULA SAQUE DE CONTRA MINIBRIO H/2+22

RIEL TRIPLE, EL SAQUE DE LA PISTA CENTRAL ES UNA OPERACIÓN MANUAL
EL SAQUE PARA LA CONTRA DEL CIERRE SE REALIZA SEGÚN LA SOLUCIÓN DE EL CANCEL

OPERACIÓN MANUAL

62103 OXXO
SAQUE P/LIBRAR PISTA

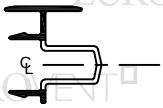

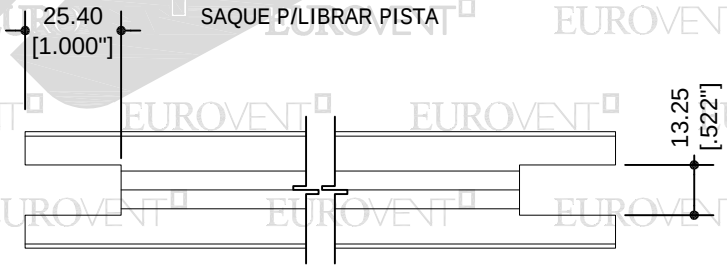

PDF created with pdfFactory trial version www.pdffactory.com

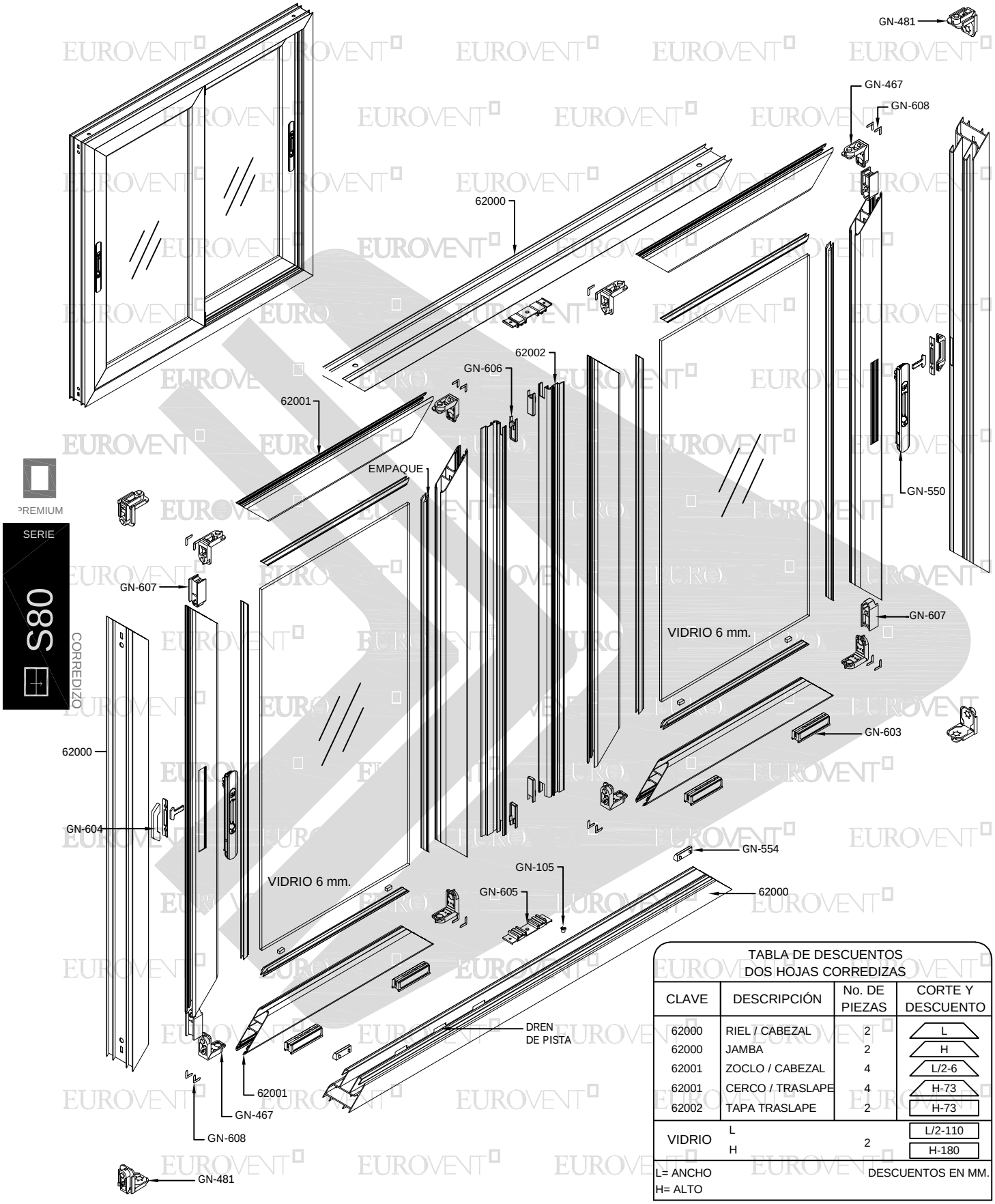

TABLA DE DESCUENTOS
DOS HOJAS CORREDIZAS

CLAVE	DESCRIPCIÓN	No. DE PIEZAS	CORTE Y DESCUENTO
62000	RIEL / CABEZAL	2	L
62000	JAMBA	2	H
62001	ZOCLO / CABEZAL	4	L/2-6
62001	CERCO / TRASLAPE	4	H-73
62002	TAPA TRASLAPE	2	H-73
VIDRIO	L	2	L/2-110
	H		H-180

L= ANCHO
H= ALTO

DESCUENTOS EN MM.

PDF created with pdfFactory trial version www.pdffactory.com

DEFLEXIÓN MAX. L/175

LOS LÍMITES DE FABRICACIÓN PARA LOS PERFILES, SERÁN LOS QUE SE ENCUENTREN DEBAJO DE LAS CURVAS GRAFICADAS.

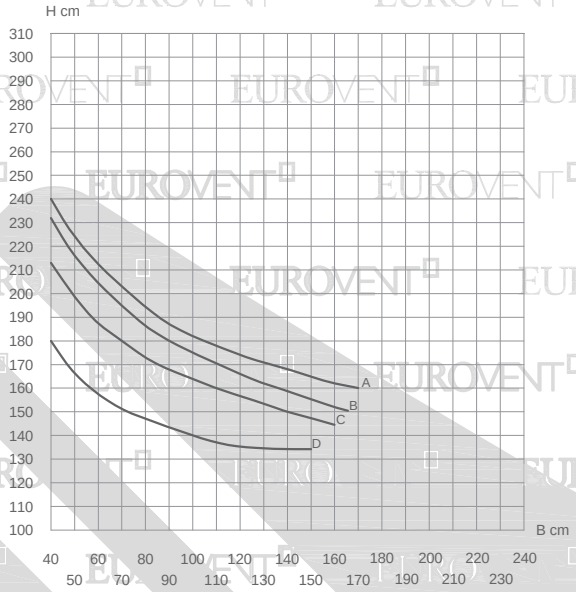

PREMIUM

SERIE S80 CORREDIZO



I x-x= 8.1 cm4

ALEACIÓN: 6063
TEMPLE: 5

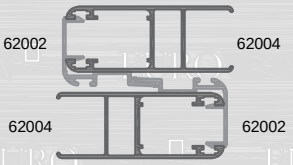

I x-x= 8.1 cm4

Valores de presión por velocidad de viento

Curvas	Presión del diseño	Velocidad de viento	Zona
A	45 Kg/m^2	80 Km/h	Centro de grandes ciudades
B	50 Kg/m^2	90 Km/h	Barrios Residenciales
C	65 Kg/m^2	120 Km/h	Campo Abierto
D	110 Kg/m^2	160 Km/h	Zona Costera

LOS LÍMITES DE UN CANCEL VAN EN FUNCIÓN DE LA COMBINACIÓN DE RESISTENCIA DEL PERFIL DE ALUMINIO, EL VIDRIO Y LOS ACCESORIOS QUE LO INTEGRAN.

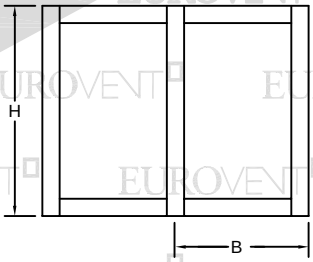

VERIFICAR QUE LA DEFLEXIÓN DEL PERFIL SEA COMPATIBLE CON EL VIDRIO UTILIZADO.

PDF created with pdfFactory trial version www.pdffactory.com

DEFLEXIÓN MAX. L/175

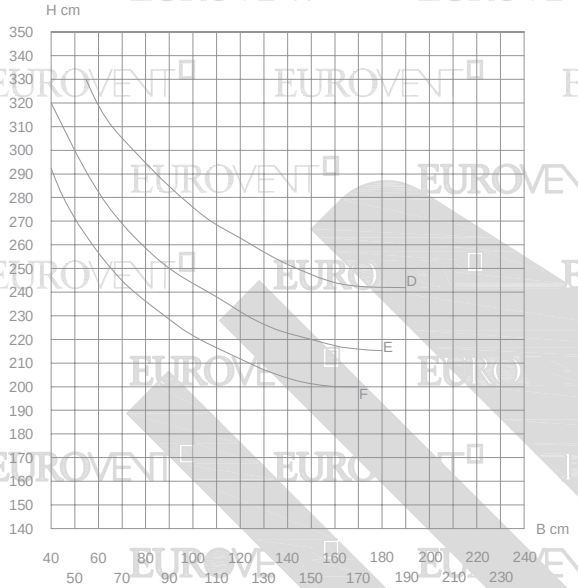

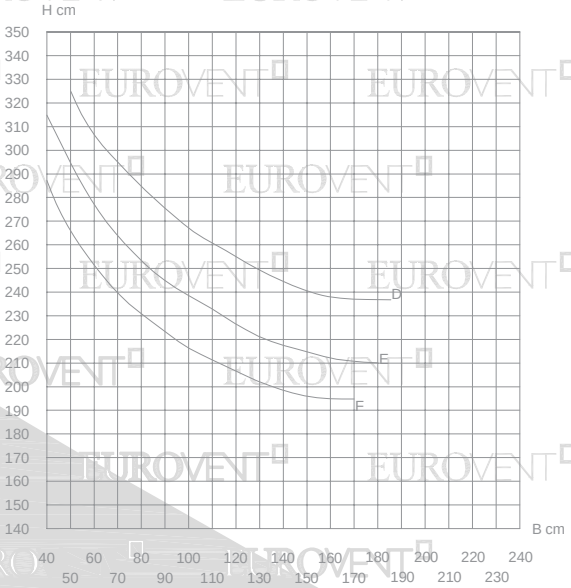

PREMIUM

SERIE S80 CORREDIZO

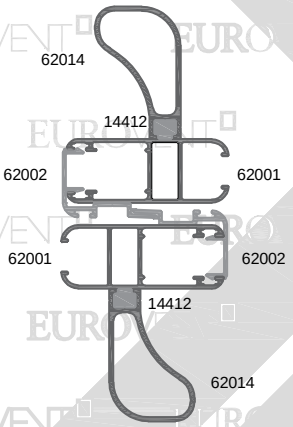

I x-x= 71.94 cm4

LOS LÍMITES DE FABRICACIÓN PARA LOS PERFILES, SERÁN LOS QUE SE ENCUENTREN DEBAJO DE LAS CURVAS GRAFICADAS.

ALEACIÓN: 6063
TEMPLE: 5

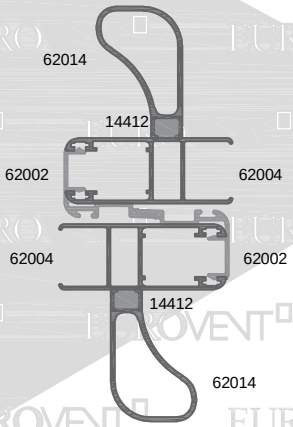

I x-x= 71.06 cm4

Valores de presión por velocidad de viento

Curvas	Presión del diseño	Velocidad de viento	Zona
D	110 Kg/m^2	160 Km/h	Zona Costera
E	165Kg/m ^{2}	200 Km/h	Zona de Huracanes
F	220 Kg/m	230 Km/h	Zona de Huracanes

LOS LÍMITES DE UN CANCEL VAN EN FUNCIÓN DE LA COMBINACIÓN DE RESISTENCIA DEL PERFIL DE ALUMINIO, EL VIDRIO Y LOS ACCESORIOS QUE LO INTEGRAN.

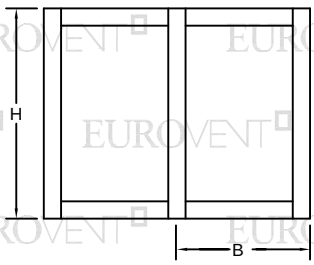

VERIFICAR QUE LA DEFLEXIÓN DEL PERFIL SEA COMPATIBLE CON EL VIDRIO UTILIZADO.

PDF created with pdfFactory trial version www.pdffactory.com

PARÁMETROS MÍNIMOS Y MÁXIMOS DE FABRICACIÓN.

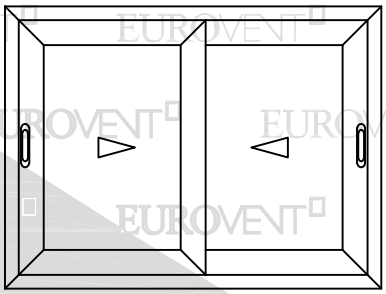

CS-80
MÍNIMO 0.40 x 0.80 HOJA
MÁXIMO 1.20 x 2.40 HOJA

PREMIUM
SERIE
S80
CORREDIZO

ALUMINIO					
CLAVE	DESCRIPCIÓN	PIEZAS X ATADO	LARGO STD. MTS.	PERÍMETRO ANOD. CM.	PERÍMETRO PUL. CM.
14412	CONECTOR	29	6.10	0.0	0.0
62000	RIEL	4	6.10	40.04	30.36
62001	CERCO 6mm.	6	6.10	34.68	14.61
62002	TRASLAPE	12	6.10	18.12	8.48
62004	CERCO 18mm.	6	6.10	33.66	14.08
62014	REFUERZO	6	6.10	17.49	14.13
62017	RIEL TRIPLE	2	6.10	56.33	41.94
62019	MOSQUITERO DE LUJO	6	6.10	33.45	20.23
62103	OXXO	12	6.10	17.64	9.38
64207	ADAPTADOR RIEL	8	6.10	22.13	10.00

PDF created with pdfFactory trial version www.pdffactory.com

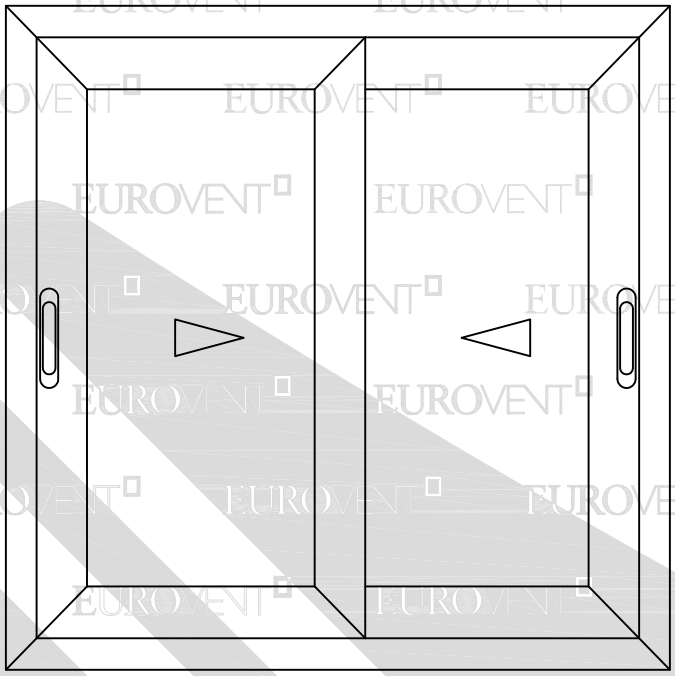

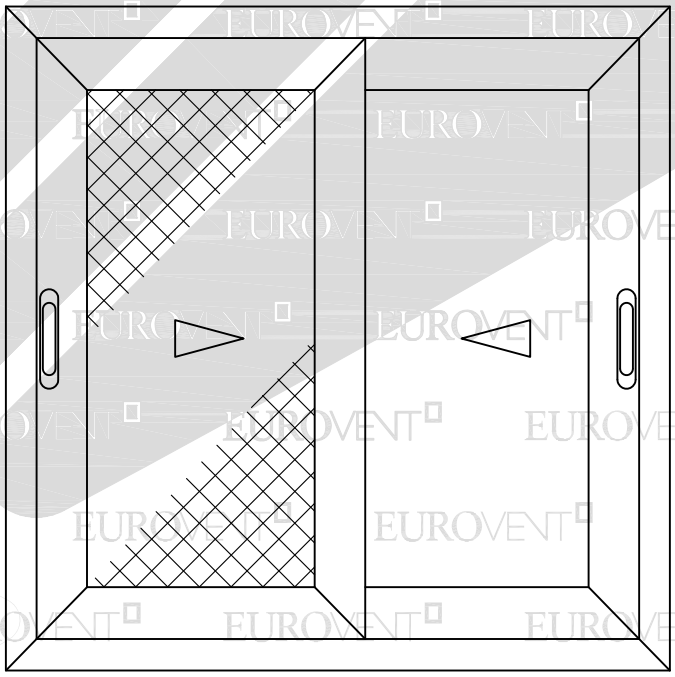

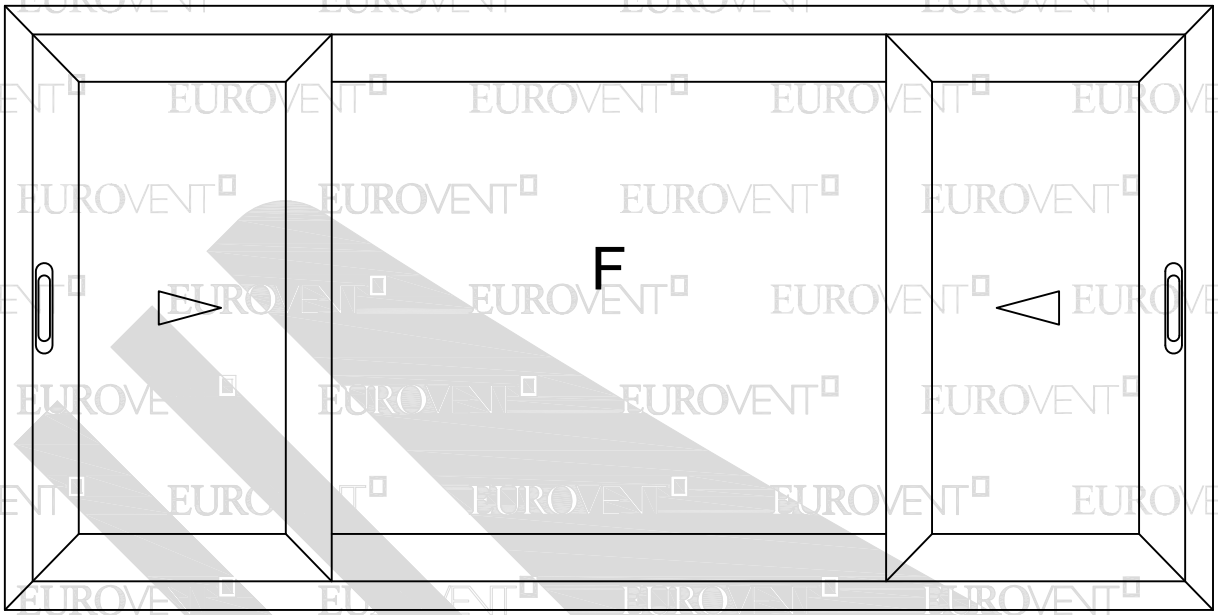
F

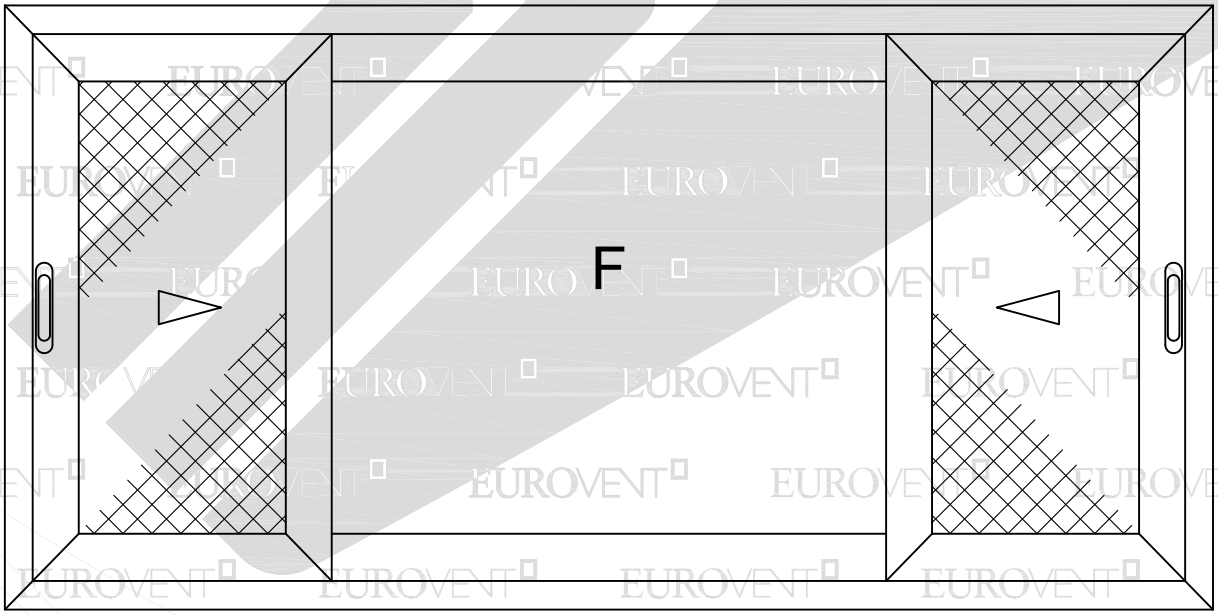
F

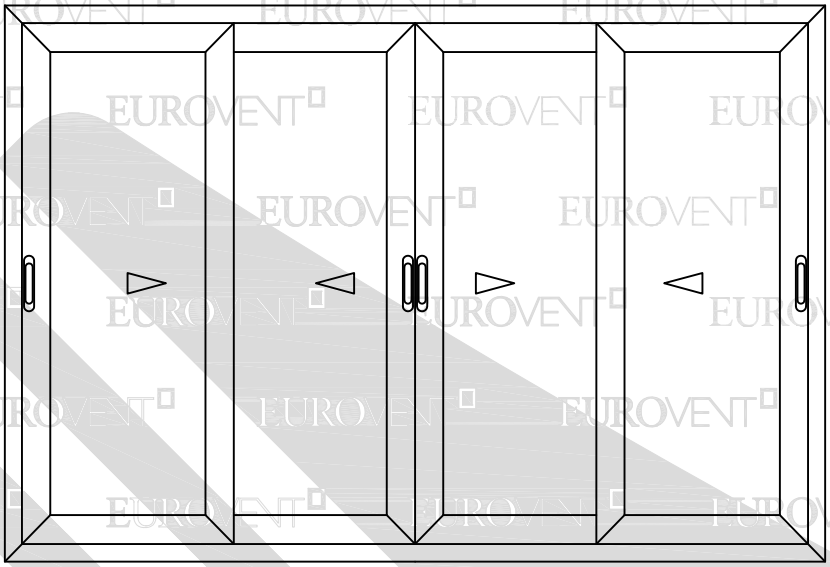

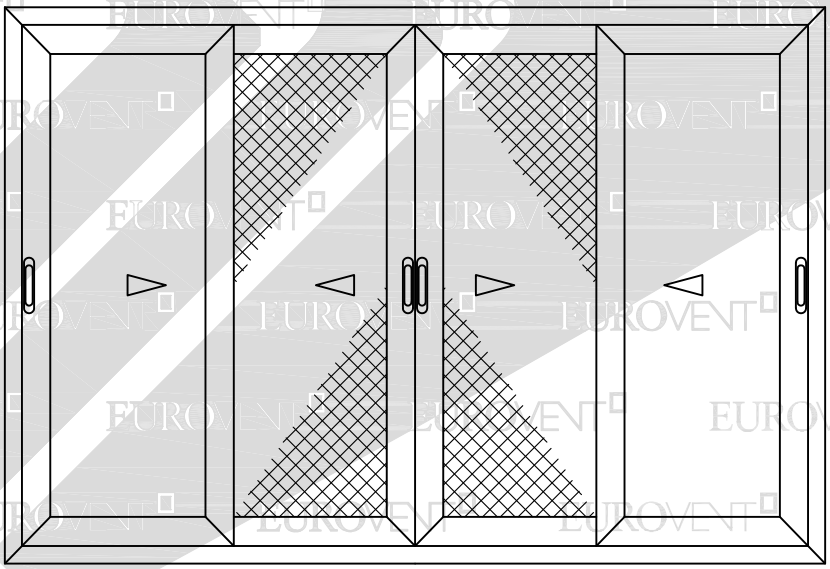

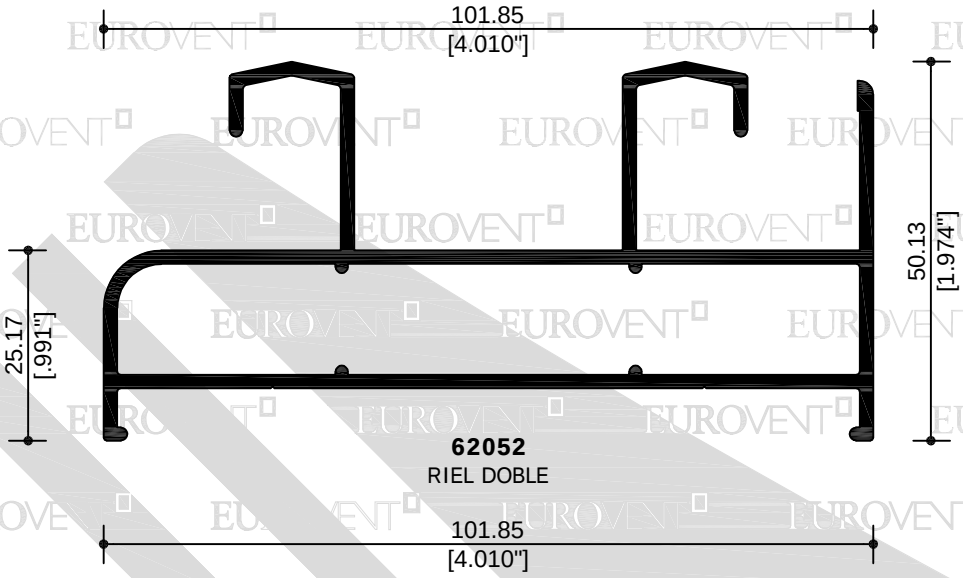

62052
RIEL DOBLE

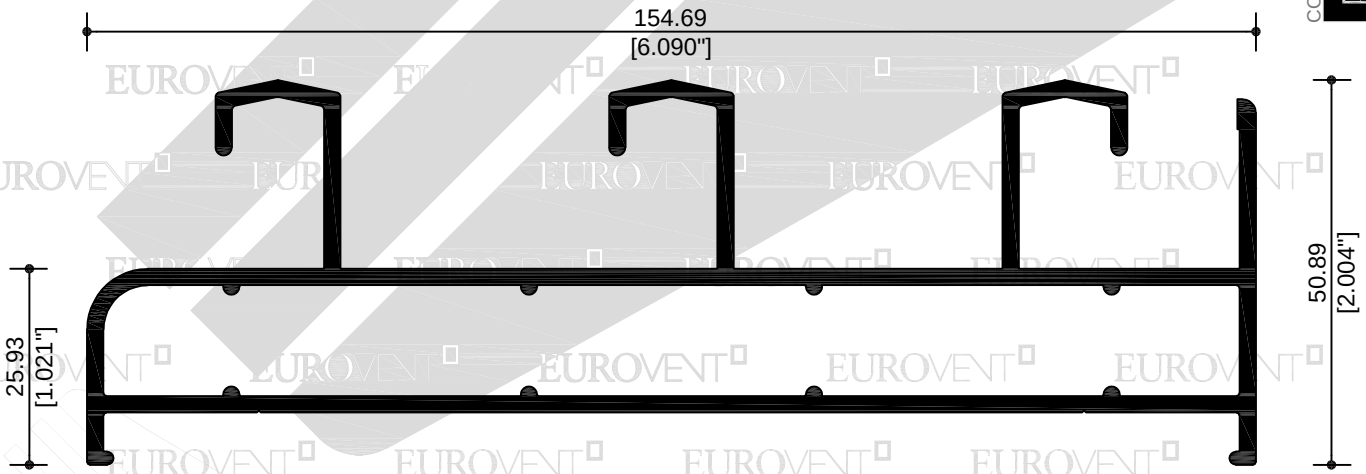

62054
RIEL TRIPLE

PREMIUM
SERIE
CORREDIZO
S150

PDF created with pdfFactory trial version www.pdffactory.com

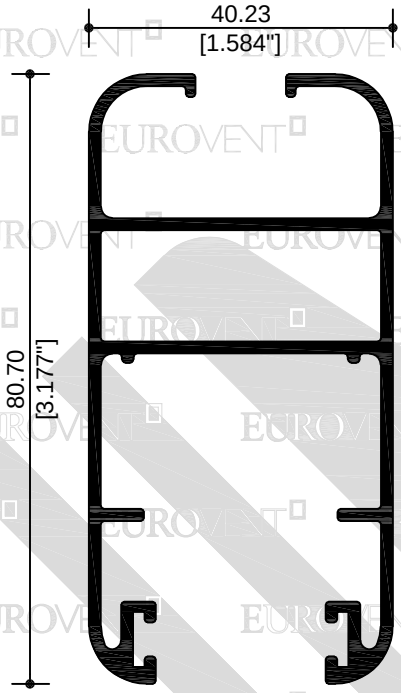

62055
CERCO 6mm

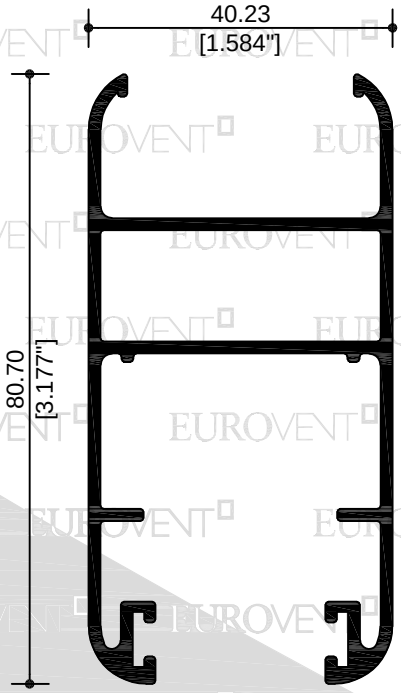

62056
CERCO DOBLE VIDRIO 24mm

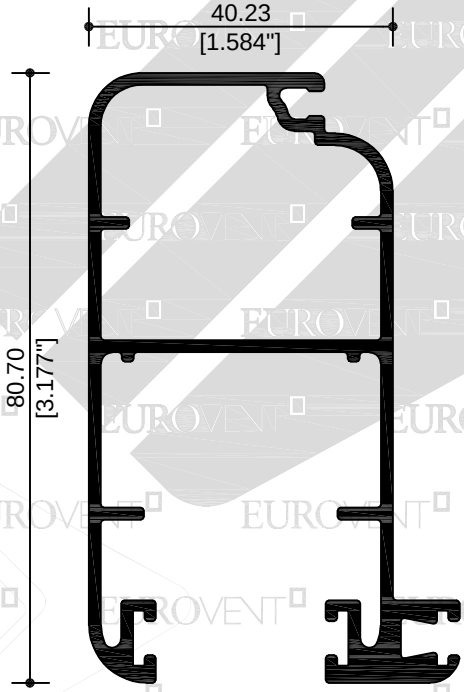

62057
MOSQUITERO

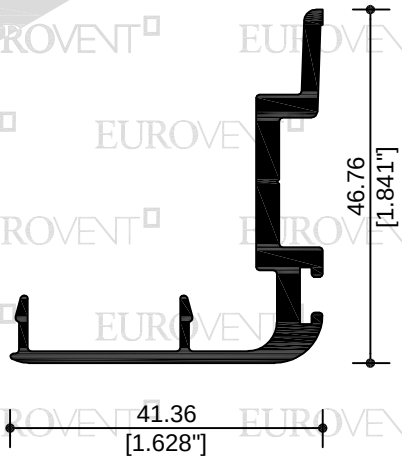

62058
TRASLAPE

PDF created with pdfFactory trial version www.pdffactory.com

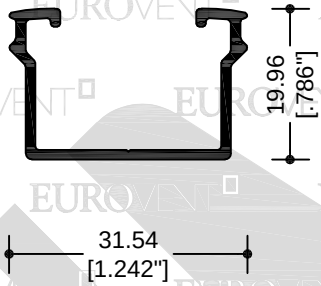

62060
ADAPTADOR CRISTAL 9mm.

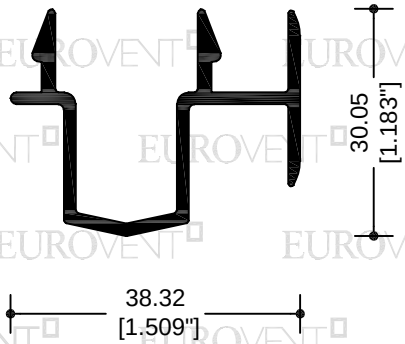

64206
ADAPTADOR OXXO

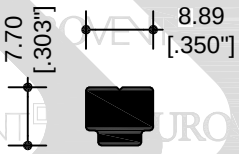

14412
CONECTOR

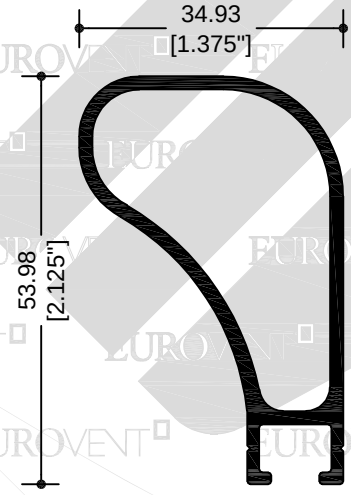

62014
REFUERZO

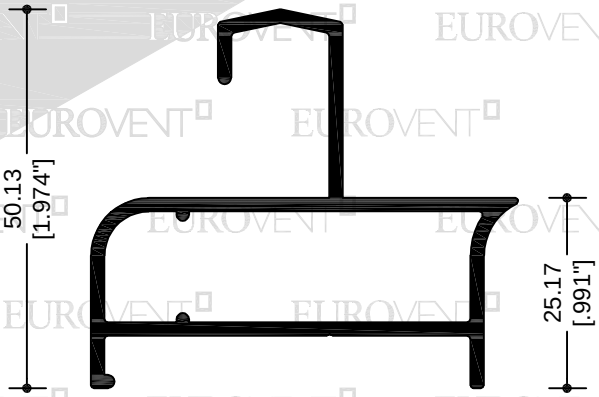

62091
ADAPTADOR RIEL

PREMIUM
SERIE
S150
CORREDIZO

PDF created with pdfFactory trial version www.pdffactory.com

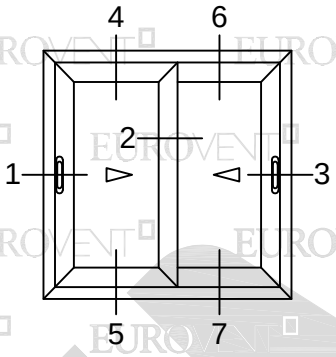

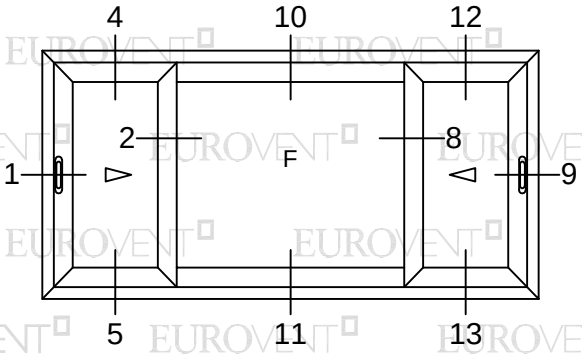

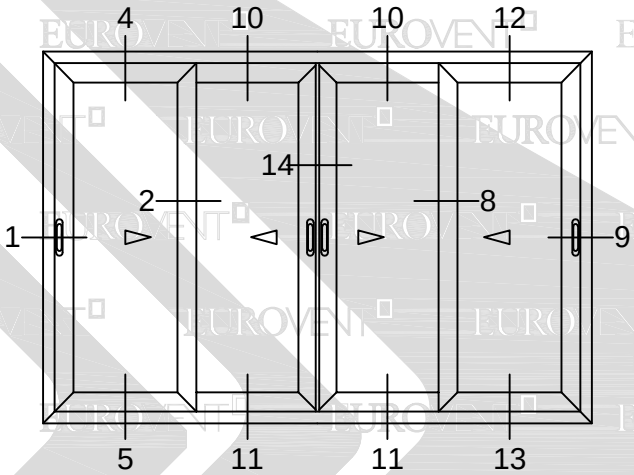

EMIUM

ERIE

S150

CORREDIZO

EXTERIOR

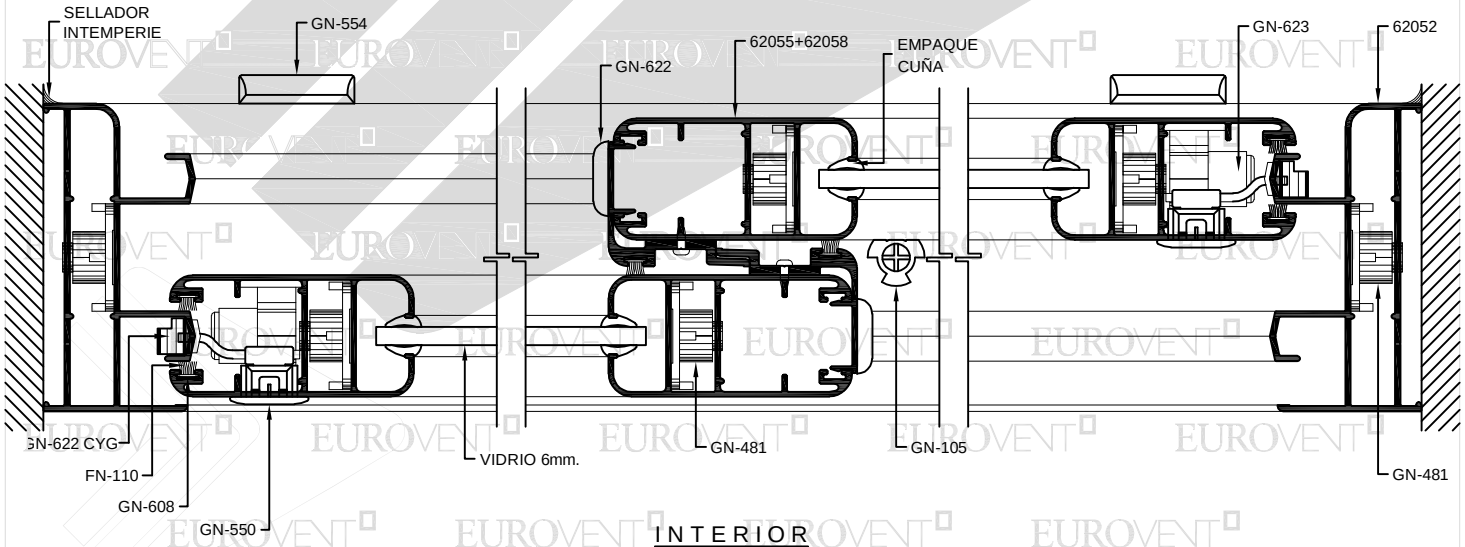

INTERIOR

SECCIÓN 1

SECCIÓN 2

SECCIÓN 3

PDF created with pdfFactory trial version www.pdffactory.com

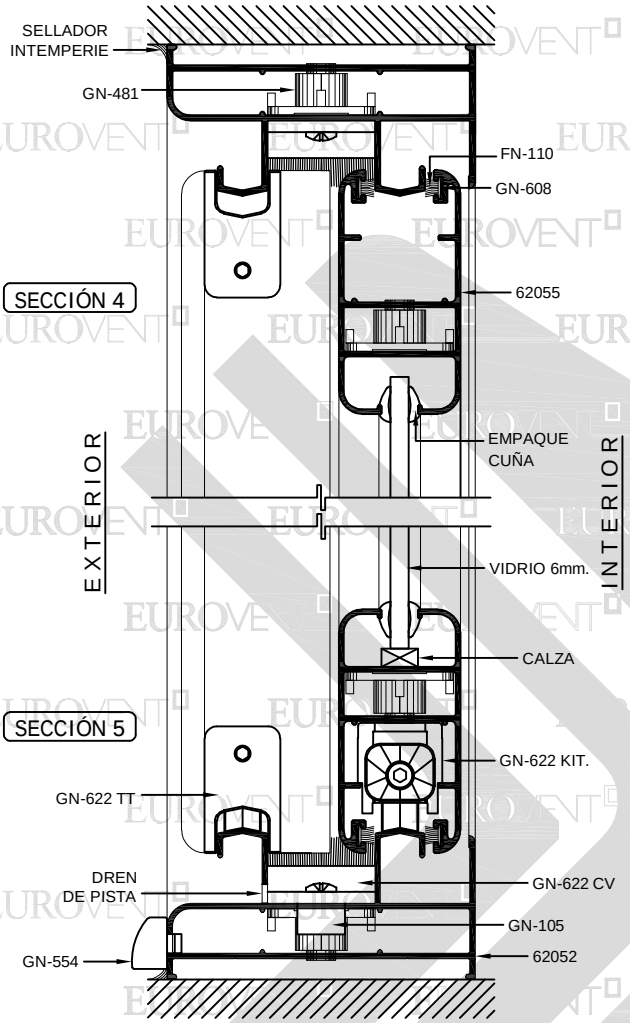

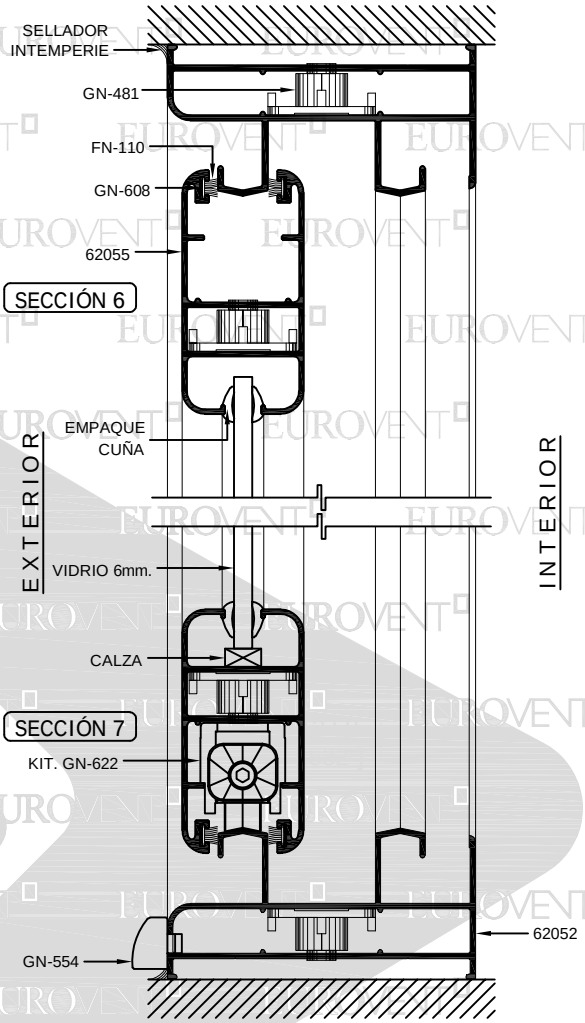

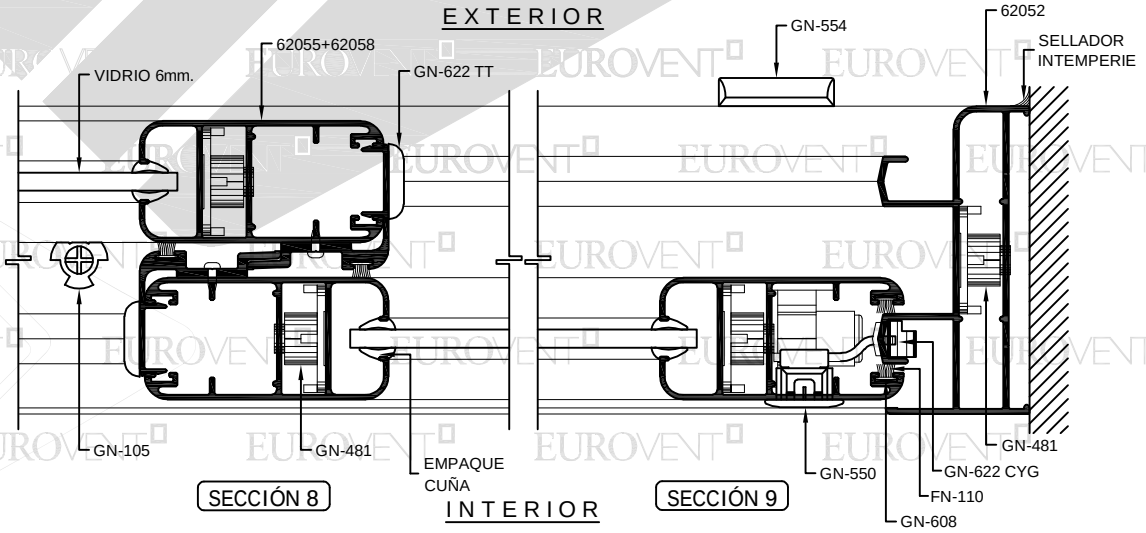

PREMIUM
SERIE
S150
CORREDIZO

PDF created with pdfFactory trial version www.pdffactory.com

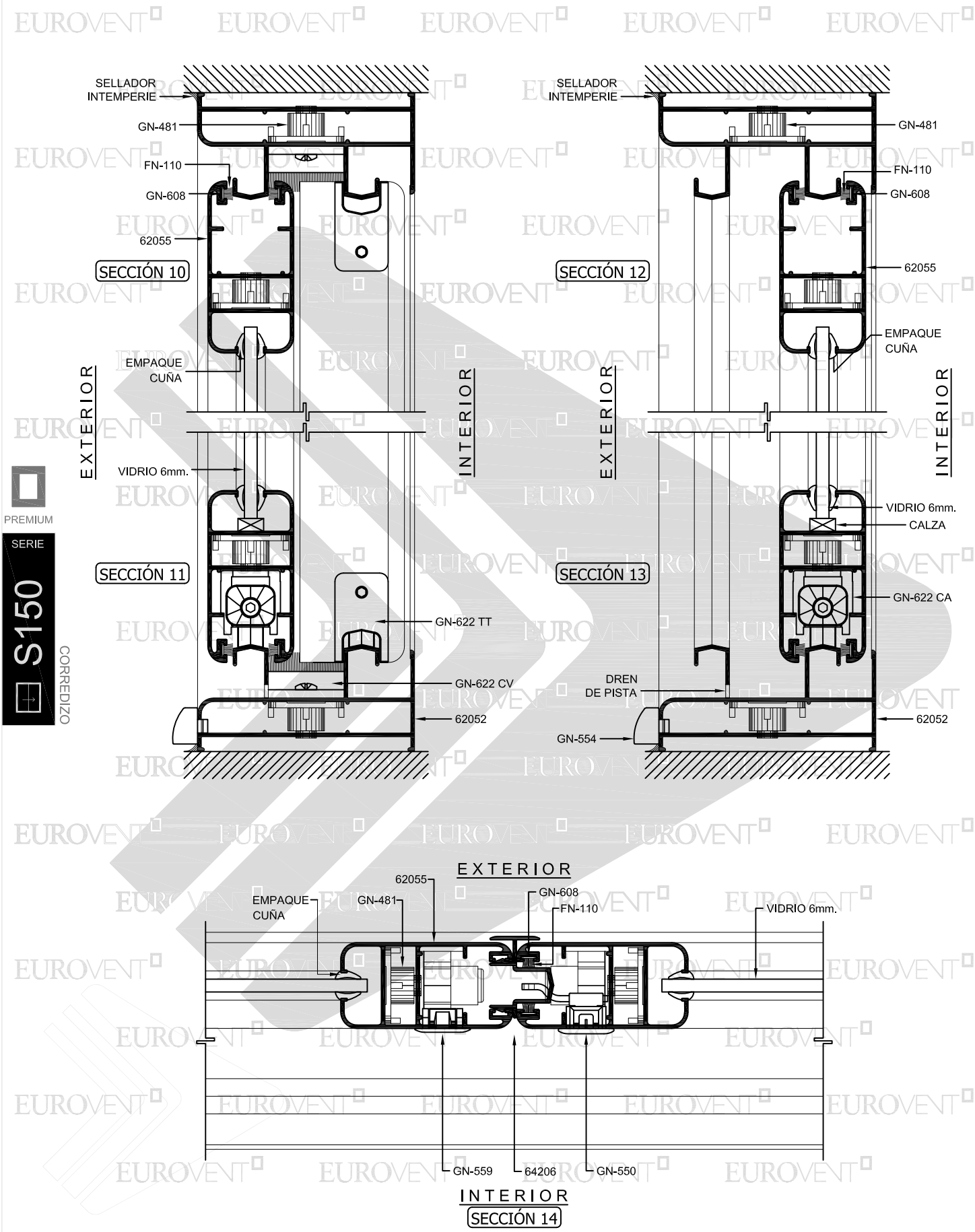
EUROVENT
SELLADOR INTEMPERIE
GN-481
FN-110
GN-608
62055
SECCIÓN 10
EMPAQUE CUÑA
EXTERIOR
INTERIOR
VIDRIO 6mm.
SECCIÓN 11
GN-622 TT
GN-622 CV
62052
SECCIÓN 12
SECCIÓN 13
CALZA
GN-622 CA
DREN DE PISTA
GN-554
PREMIUM
SERIE
S150
CORREDIZO
EXTERIOR
INTERIOR
GN-559
64206
GN-550
SECCIÓN 14

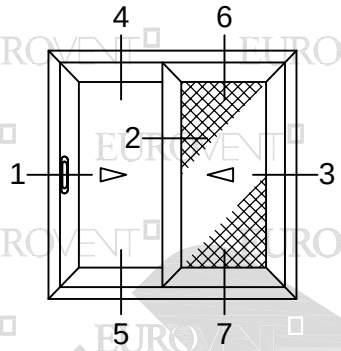

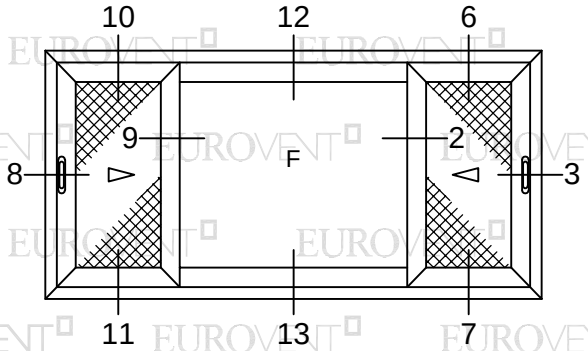

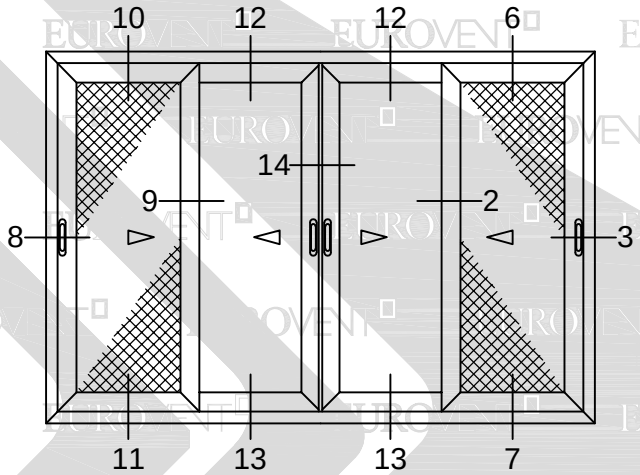

PREMIUM
SERIE
S150
CORREDIZO

EXTERIOR

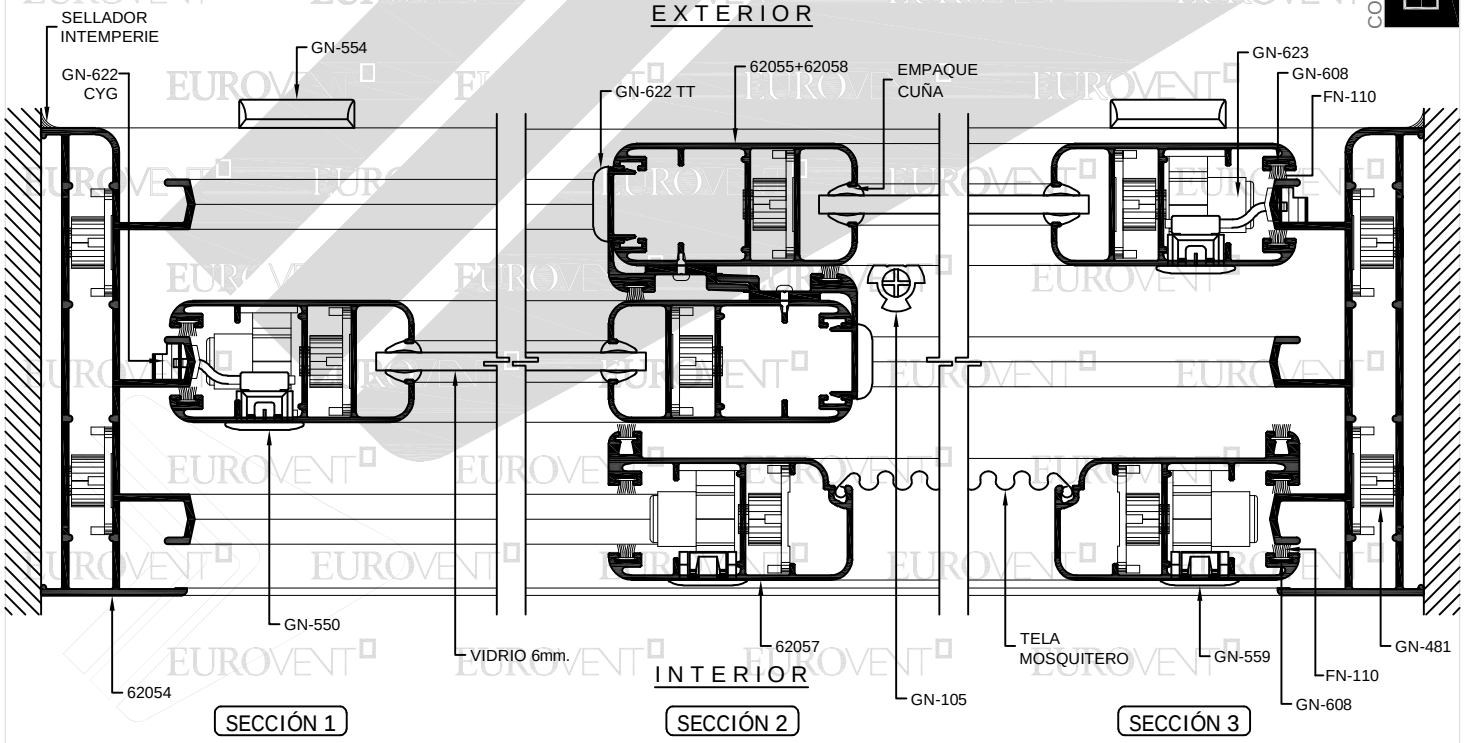

INTERIOR

PDF created with pdfFactory trial version www.pdffactory.com

EUROVENT

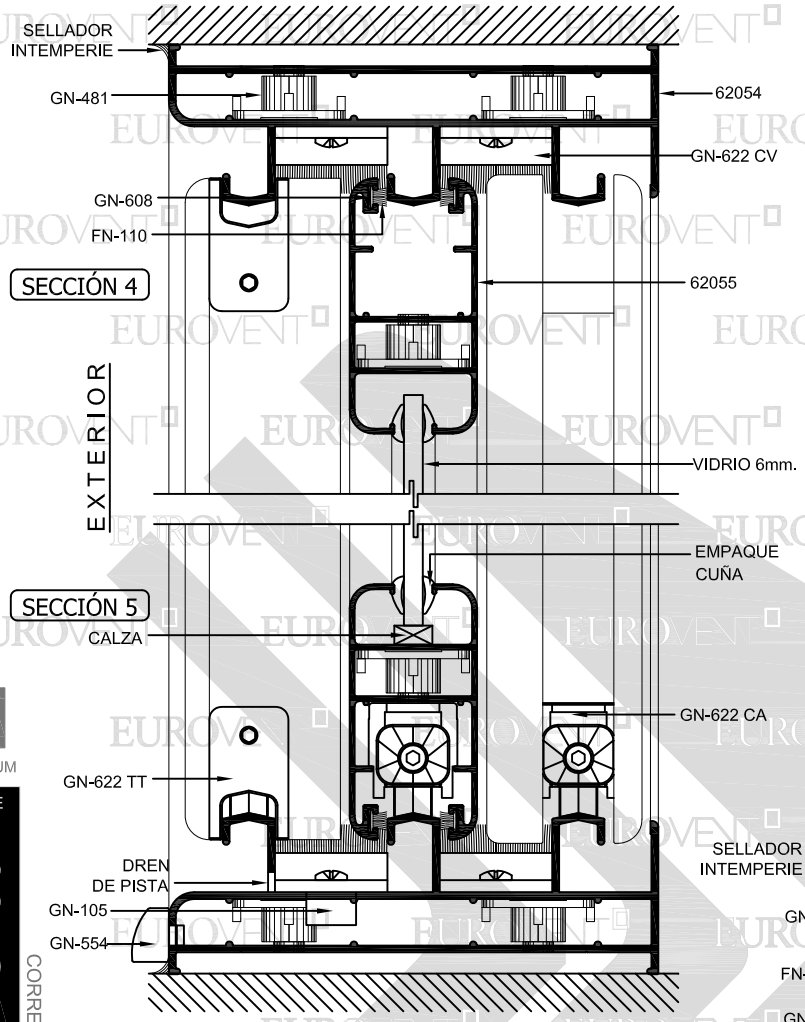

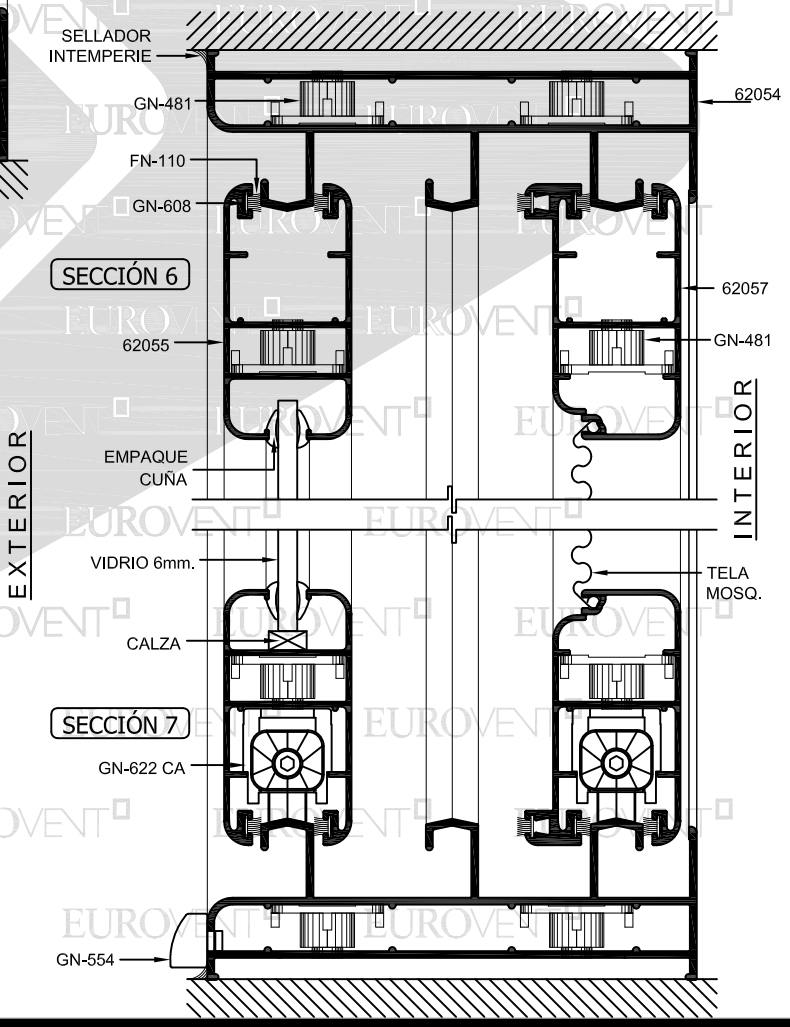

PREMIUM

SERIE S150 CORREDIZO

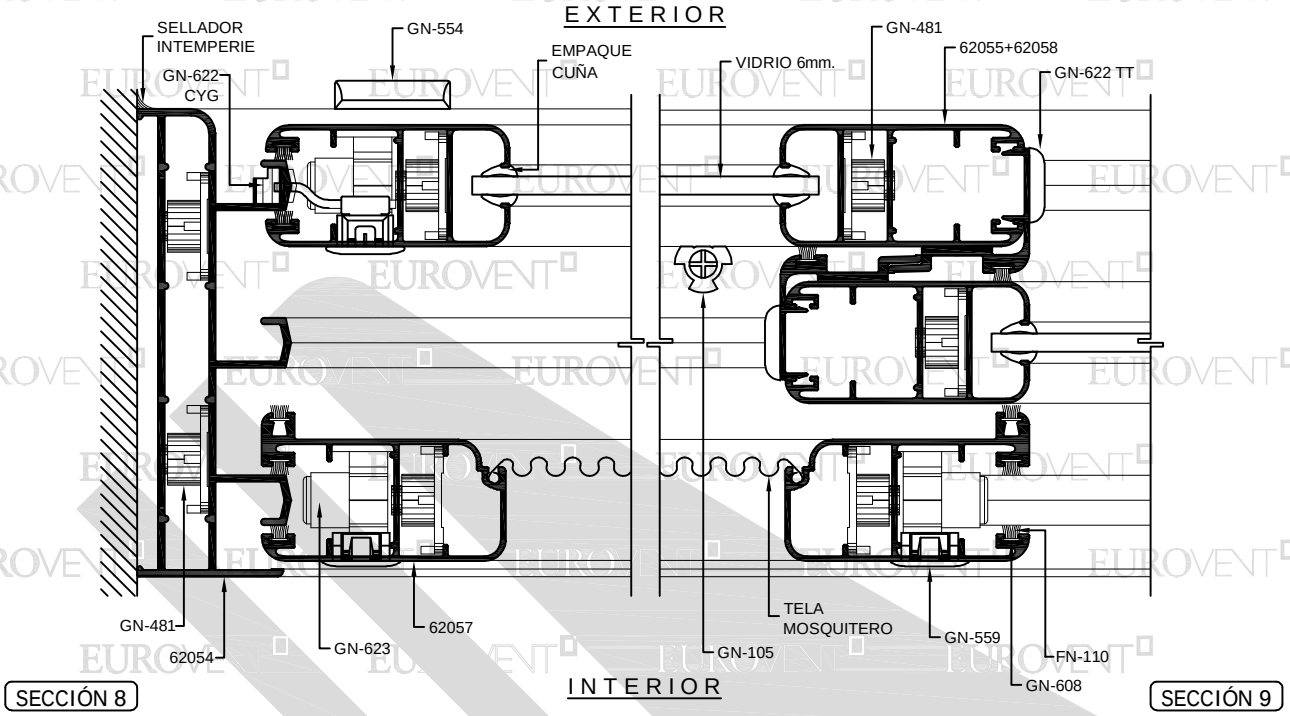

SECCIÓN 8

SECCIÓN 9

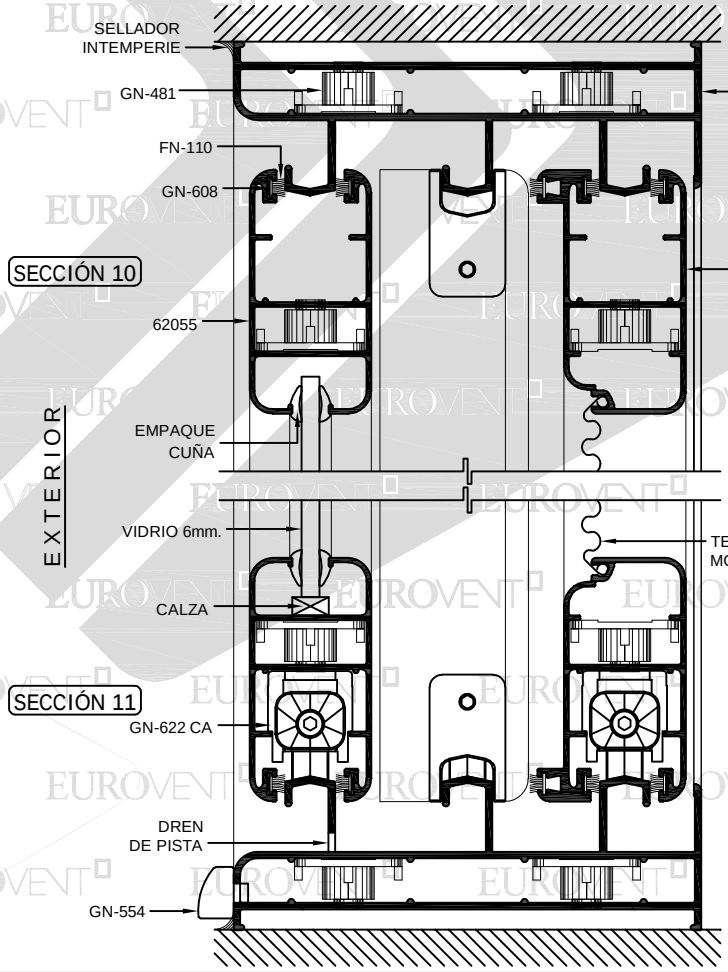

SECCIÓN 10

SECCIÓN 11

PREMIUM SERIE S150 CORREDIZO

PDF created with pdfFactory trial version www.pdffactory.com

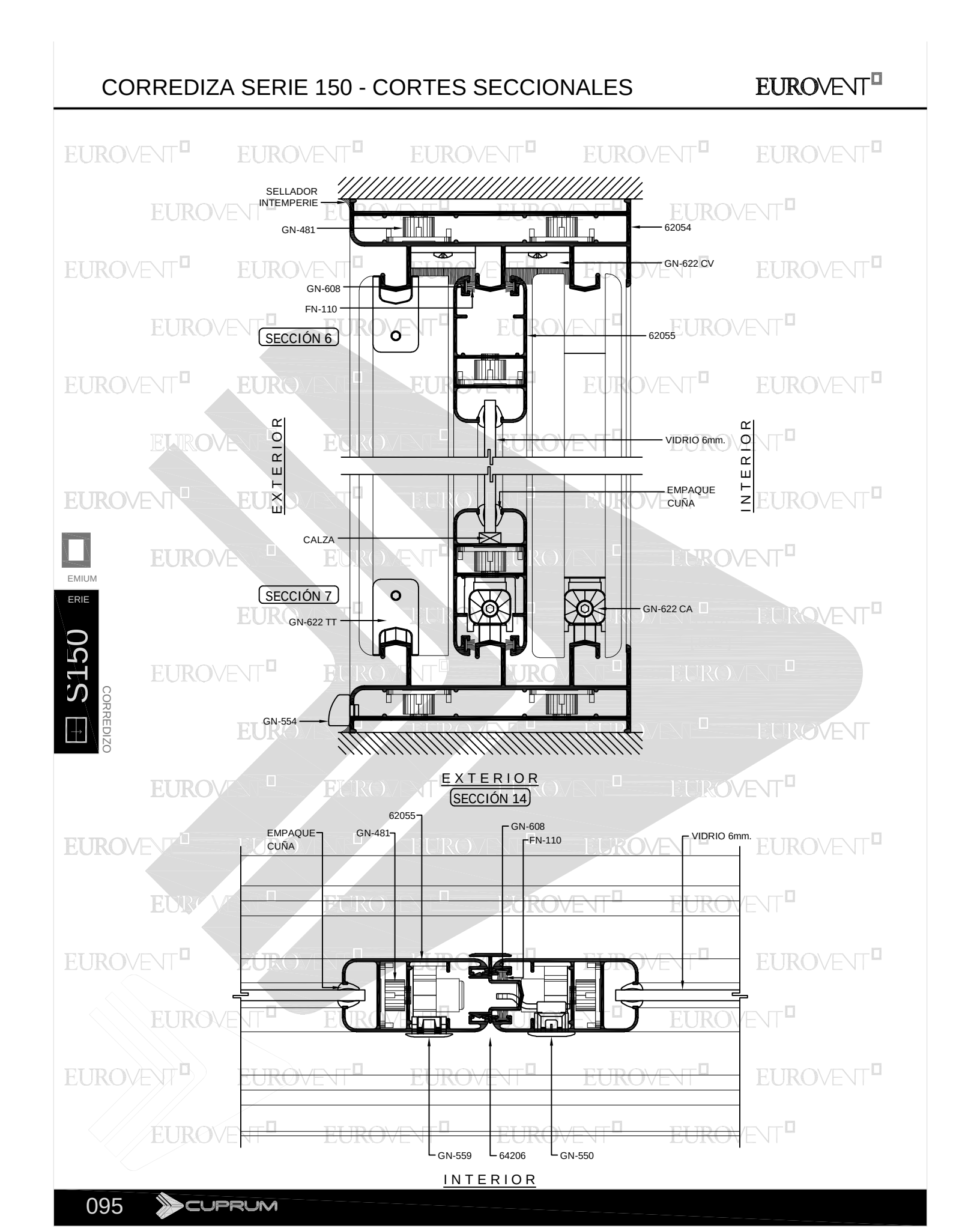

PDF created with pdfFactory trial version www.pdffactory.com

CORREDIZA SERIE 150 - UBICACION DE ACCESORIOS

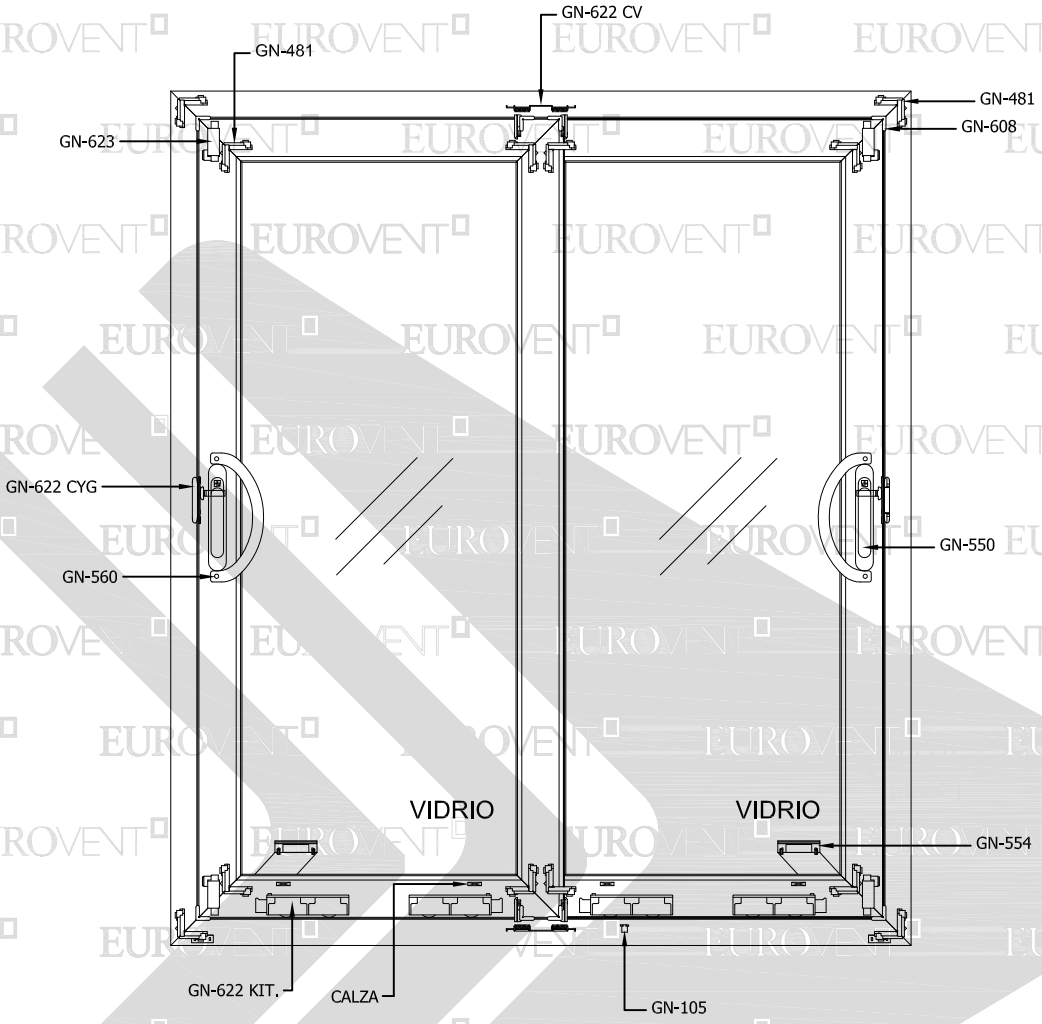

VENTANA CORREDIZA XX		
CLAVE	**DESCRIPCIÓN**	**PIEZAS**
FN-110	FELPA CON PLÁSTICO	-
GN-105	TAPÓN DESAGÜE	1
GN-481	ESCUADRA BOTÓN 421	12
GN-550	CIERRE BRIO	2
GN-554	TAPA DREN	2
GN-560	JALADERA BRIO SOBREPUESTA	2
GN-623	CANDADO DE HOJA	4
GN-608	ESCUADRA DE ALINEACIÓN	16
GN-622 CA	CARRETILLA GIESSE DOS RUEDAS	4
GN-622 CYG	CONTRA Y GANCHO	2
GN-622 TT	TAPA TRASLAPE	4
GN-622 CV	CORTAVIENTOS	2

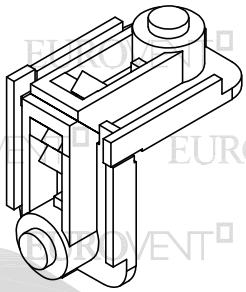

GN-481
ESCUADRA DE BOTÓN 421

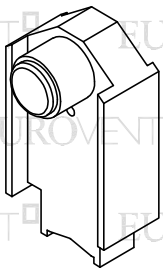

GN-623
CANDADO DE HOJA

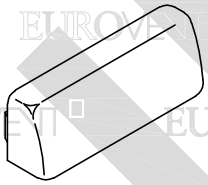

GN-554
TAPA DREN

GN-608
ESCUADRA DE ALINEACIÓN



FN-110
FELPA CON PLÁSTICO

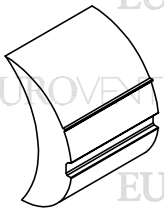

EMPAQUE CUÑA (GENÉRICO)

GN-105
TAPÓN DESAGÜE

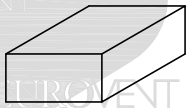

CALZA DE SILICON
$\frac{1}{4}$" X $\frac{3}{8}$"

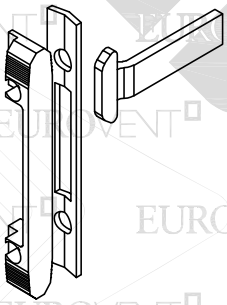

CN-622 CYG
CONTRA Y GANCHO (2)

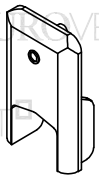

GN-622TT
TAPA TRASLAPE (4)

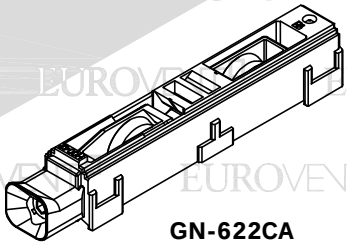

GN-622CA
CARRETILLA (4)

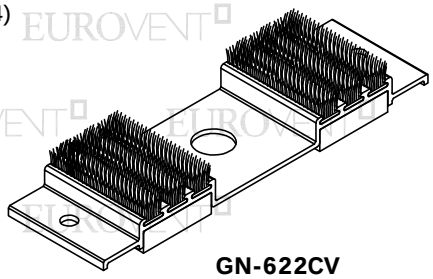

GN-622CV
CORTAVIENTOS (2)

EMIUM
ERIE
S150
CORREDIZO

PDF created with pdfFactory trial version www.pdffactory.com

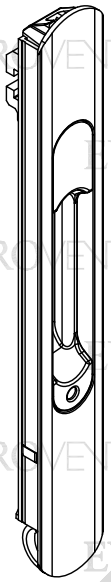

GN-550
CIERRE BRIO



GN-559
UÑERO EMBUTIDO

GN-561
TIRADOR BRIO EXPUESTO C/LLAVE

GN-560
JALADERA BRIO SOBREPUESTA

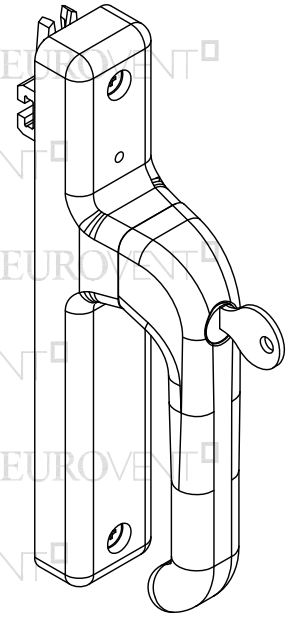

GN-563
CREMONA CITY KEY

FN-560
JALADERA SOBREPUESTA GRANDE

CIERRE GRANDE ANTIFALSA MANIOBRA

FN-604C
ENGANCHE (CONTRA MARCO)

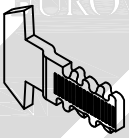

FN - 628
GANCHO

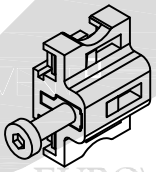

FN-002
ANTI FALSA MANIOBRA

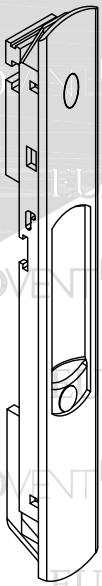

FN-550
CIERRE GRANDE

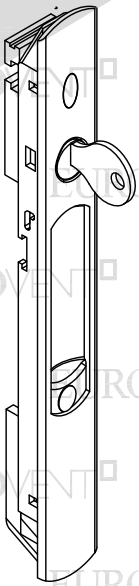

FN-631
CIERRE GRANDE CON CHAPA

GN-531

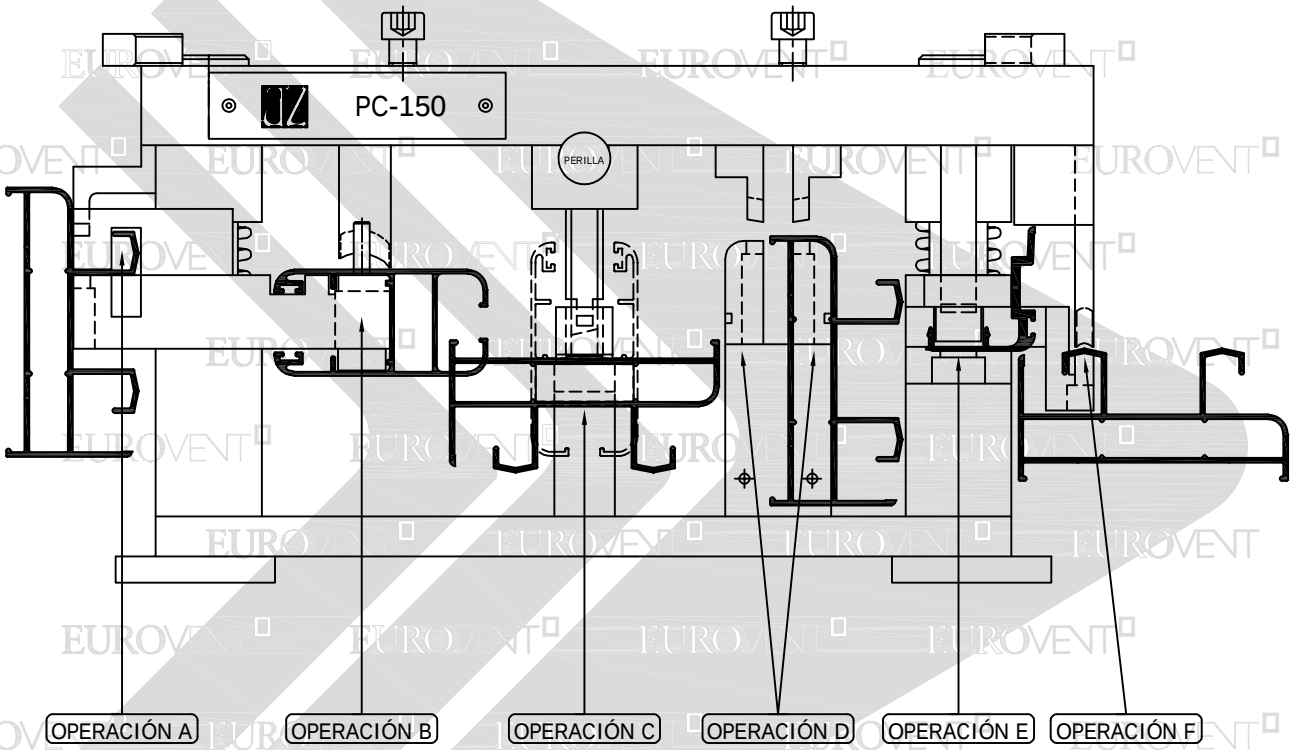

PARA REALIZAR TODAS LAS OPERACIONES DE TROQUELADO, EL MATERIAL DEBE DE ESTAR CORTADO A MEDIDA DE FABRICACIÓN

PDF created with pdfFactory trial version www.pdffactory.com

OPERACIÓN A

62052 RIEL DOBLE
62054 RIEL TRIPLE

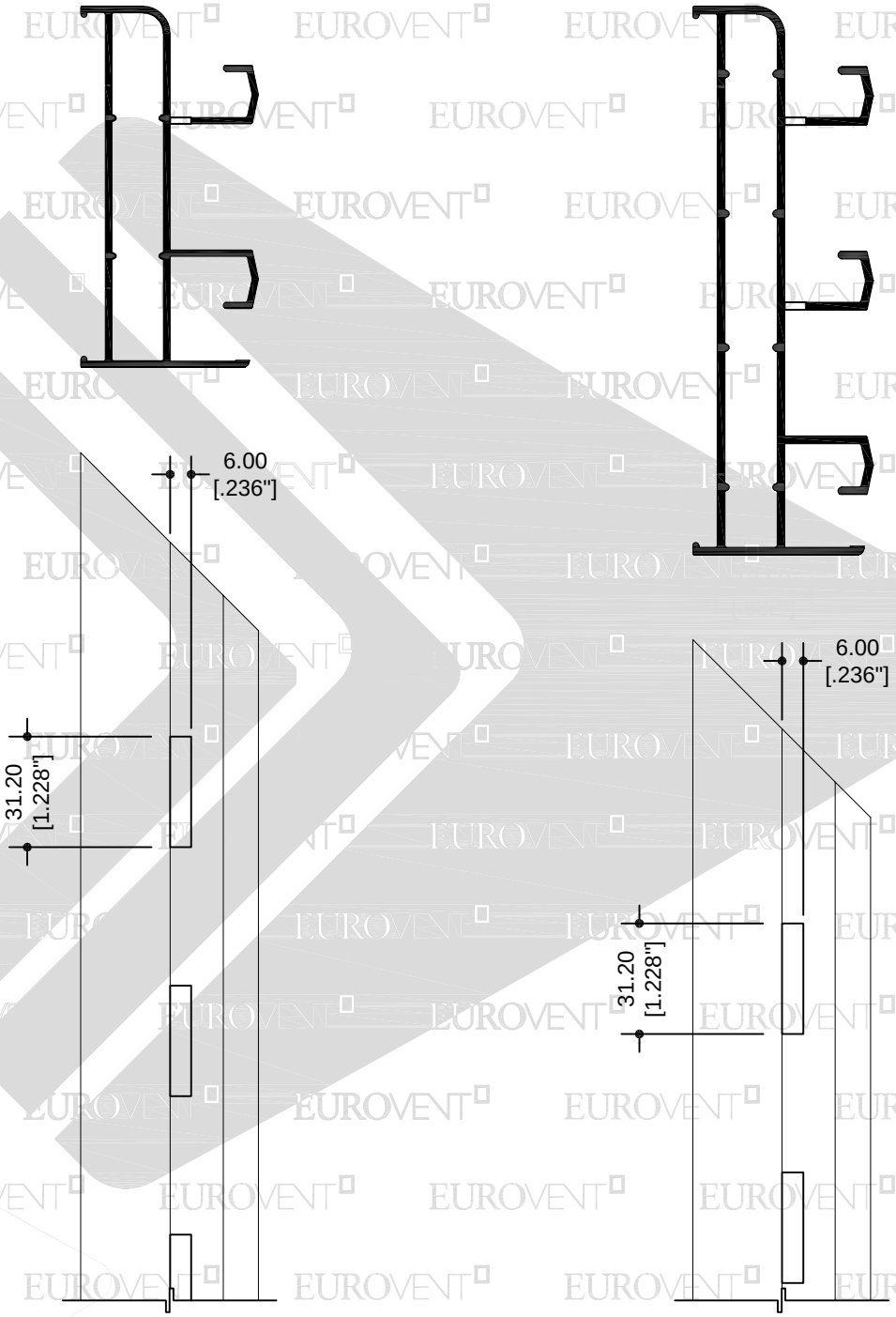

SE RECOMIENDA HACER 3 DRENES DE PISTA EQUIDISTANTES POR METRO LINEAL
NO HACER DRENES DE PISTA DEBAJO DE LA HOJA CORREDIZA
NO HACER DRENES DE PISTA EN LA PISTA INTERIOR
EN EL RIEL TRIPLE SE HACEN DRENES SEGÚN LA SOLUCIÓN DEL CANCEL

PDF created with pdfFactory trial version www.pdffactory.com

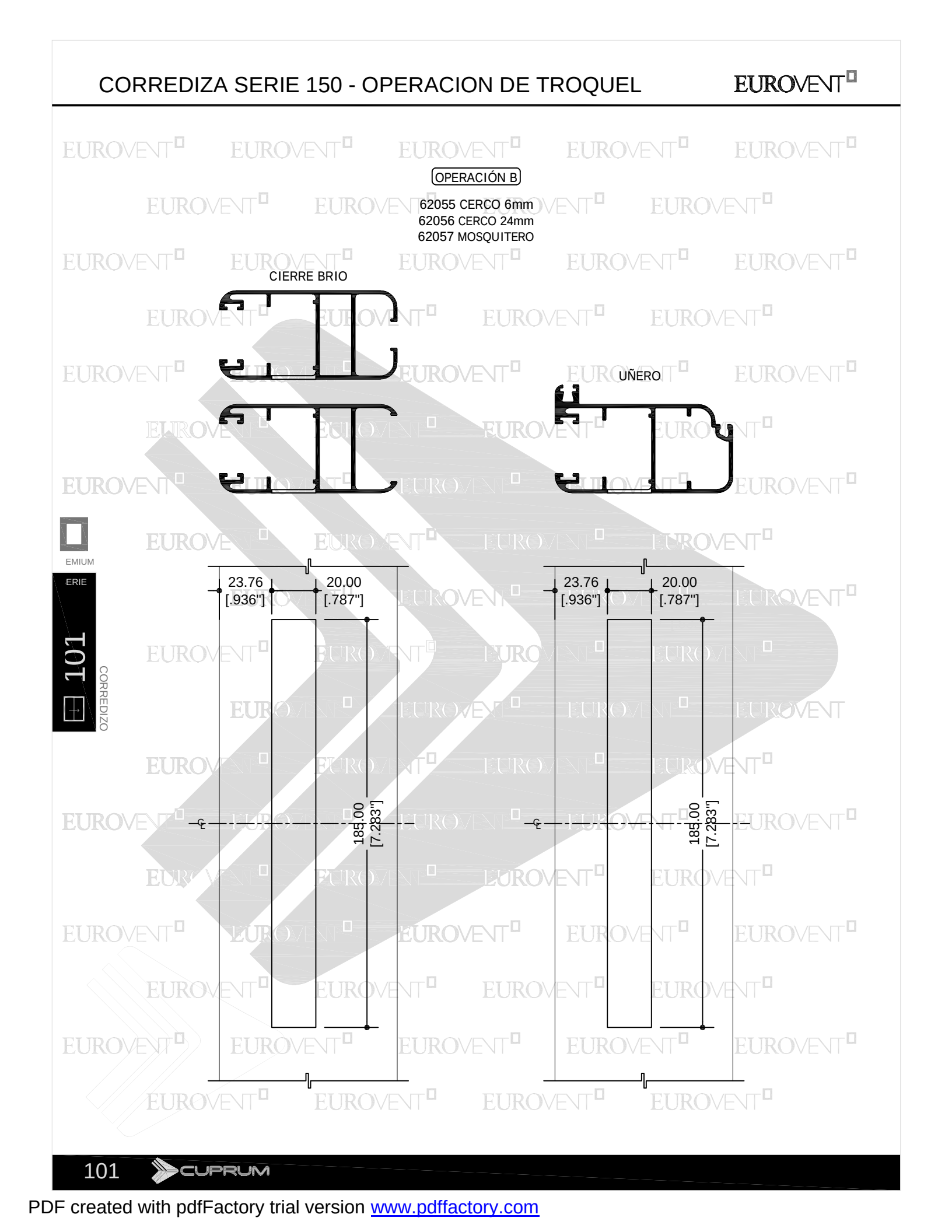

PDF created with pdfFactory trial version www.pdffactory.com

OPERACIÓN C

62052 RIEL DOBLE

ESCUADRA DE BOTÓN HOR.

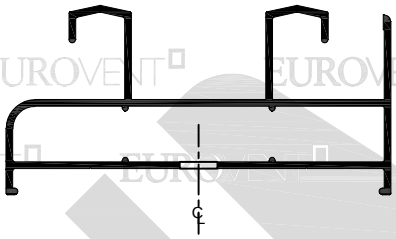

ESCUADRA DE BOTÓN VER.

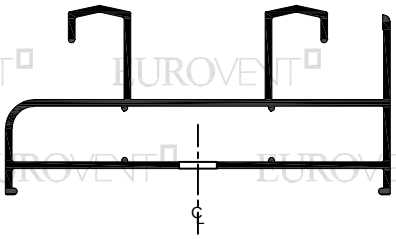

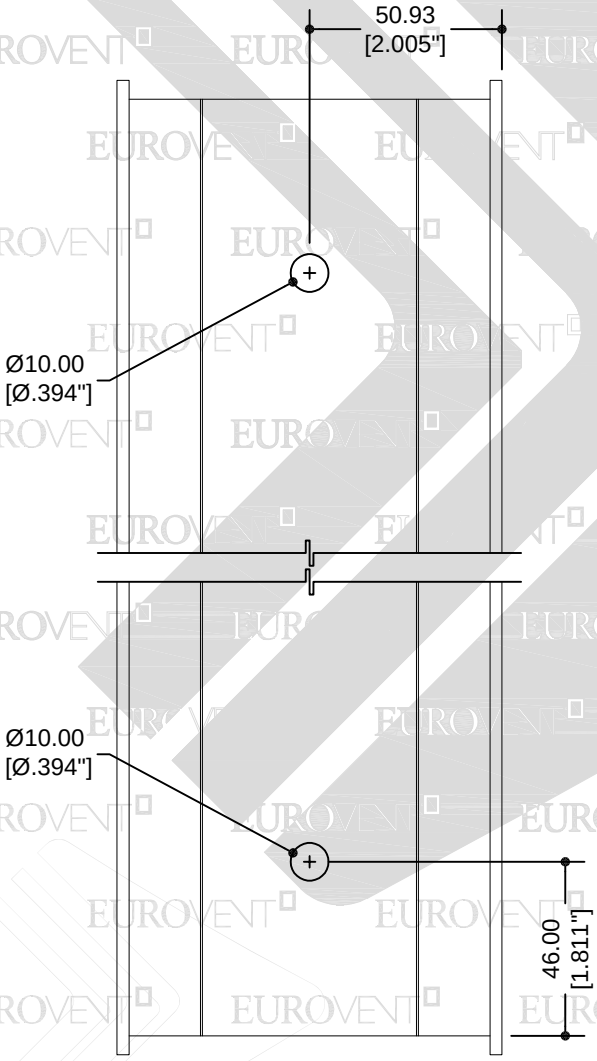

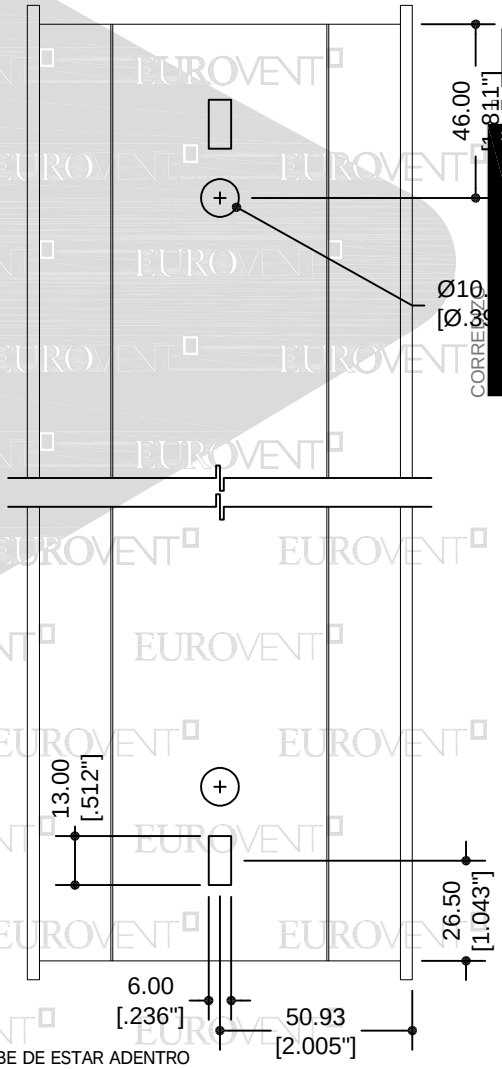

PARA REALIZAR LA OPERACIÓN "C" VERTICAL, LA PERILLA DEBE DE ESTAR ADENTRO

PARA REALIZAR LA OPERACIÓN "C" HORIZONTAL, LA PERILLA DEBE DE ESTAR AFUERA

PDF created with pdfFactory trial version www.pdffactory.com

OPERACIÓN C

62054 RIEL TRIPLE

ESCUADRA DE BOTÓN HOR.

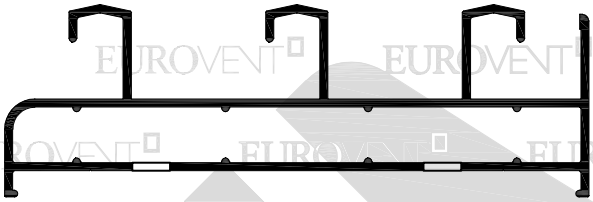

ESCUADRA DE BOTÓN VER.

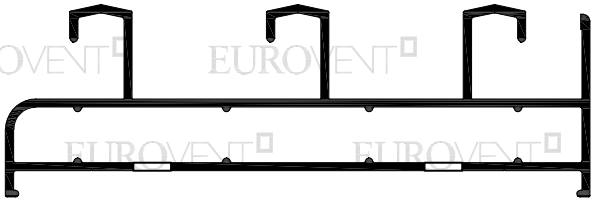

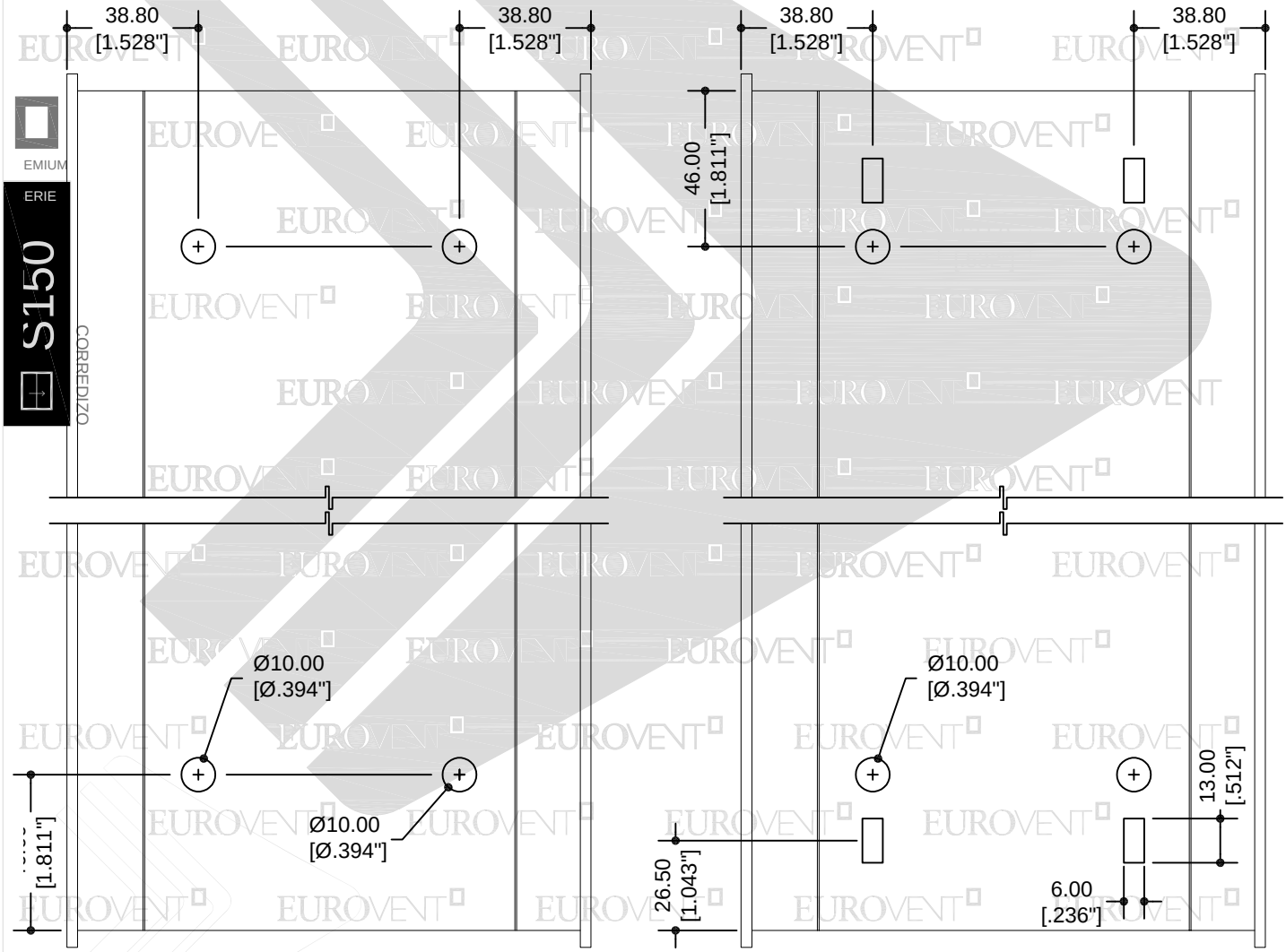

PARA REALIZAR LA OPERACIÓN "C" VERTICAL, LA PERILLA DEBE DE ESTAR ADENTRO

PARA REALIZAR LA OPERACIÓN "C" HORIZONTAL, LA PERILLA DEBE DE ESTAR AFUERA

PDF created with pdfFactory trial version www.pdffactory.com

PARA REALIZAR LA OPERACIÓN "C" VERTICAL, LA PERILLA DEBE DE ESTAR ADENTRO
PARA REALIZAR LA OPERACIÓN "C" HORIZONTAL, LA PERILLA DEBE DE ESTAR AFUERA

OPERACIÓN C

62055 CERCO 6mm
62056 CERCO 24mm
62057 MOSQUITERO

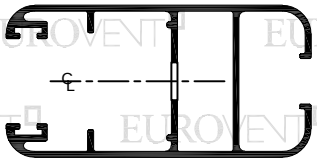

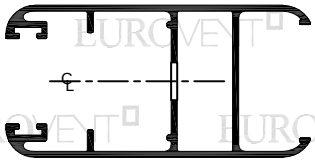

ESCUADRA DE BOTÓN HOR.

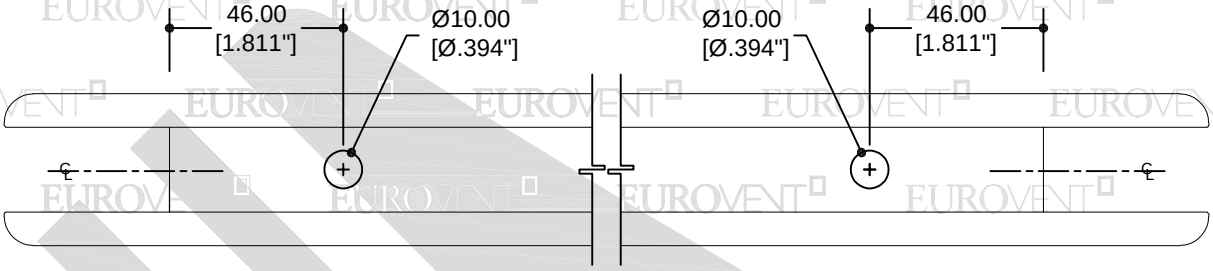

ESCUADRA DE BOTÓN VER.

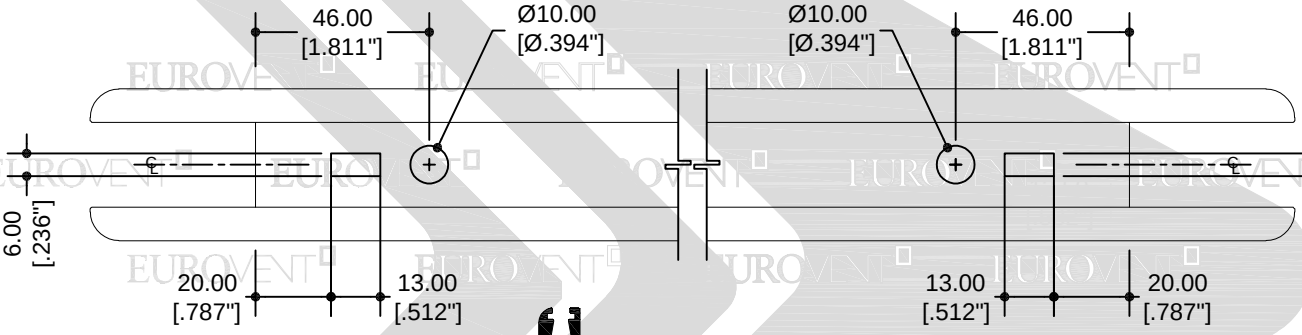

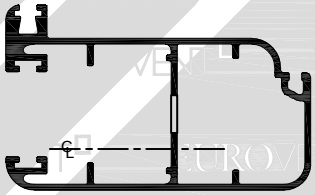

ESCUADRA DE BOTÓN HOR.

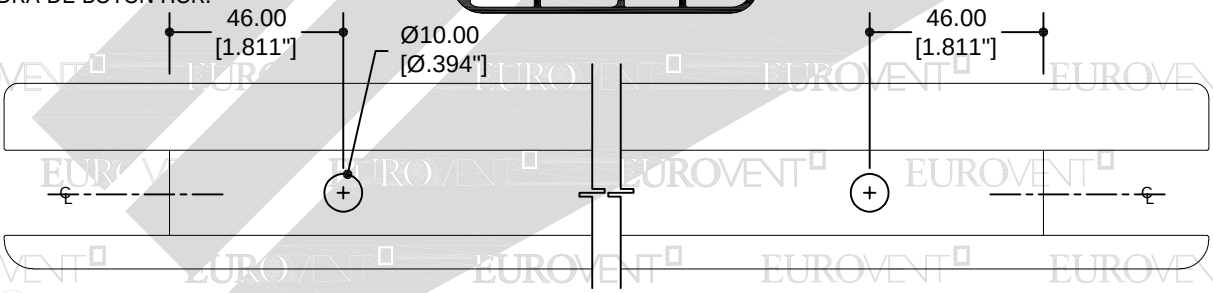

ESCUADRA DE BOTÓN VER.

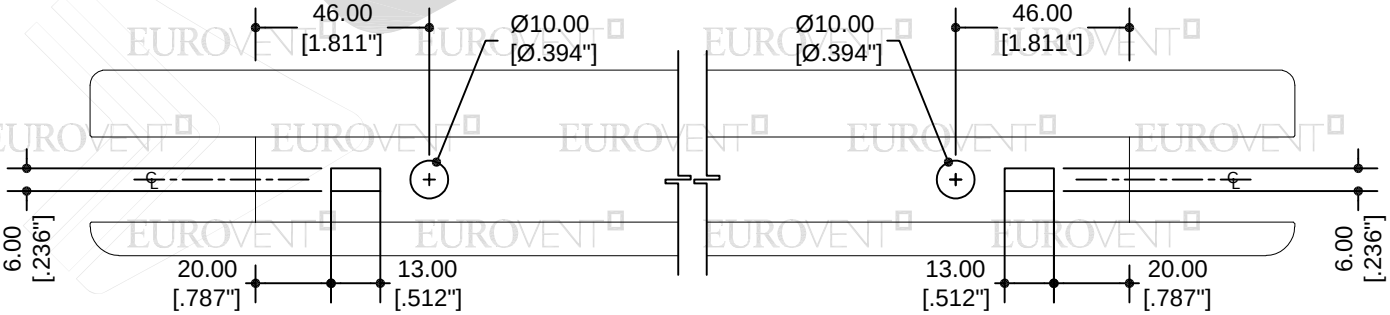

PREMIUM
SERIE
S150
CORREDIZO

PDF created with pdfFactory trial version www.pdffactory.com

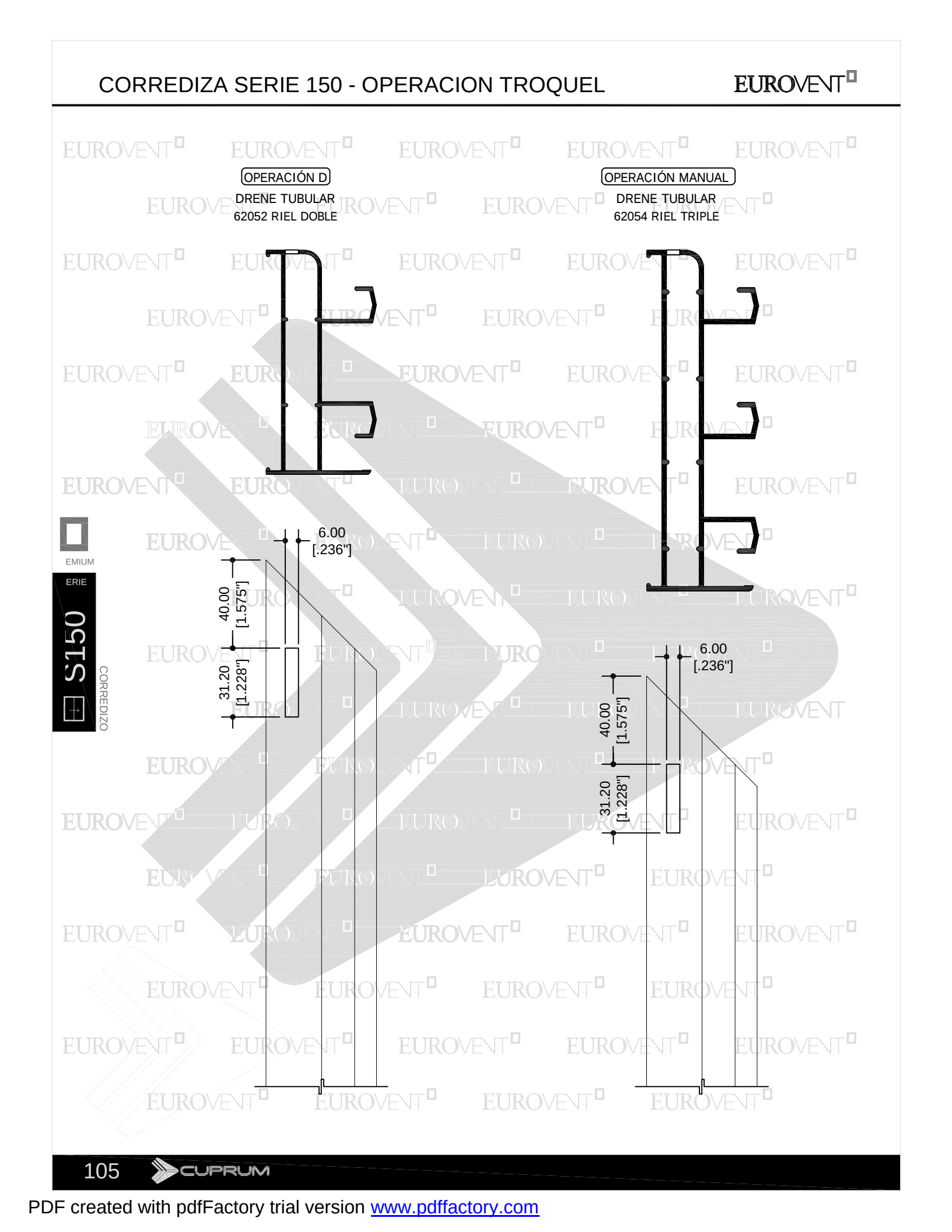

PDF created with pdfFactory trial version www.pdffactory.com

OPERACIÓN E

62058 TRASLAPE

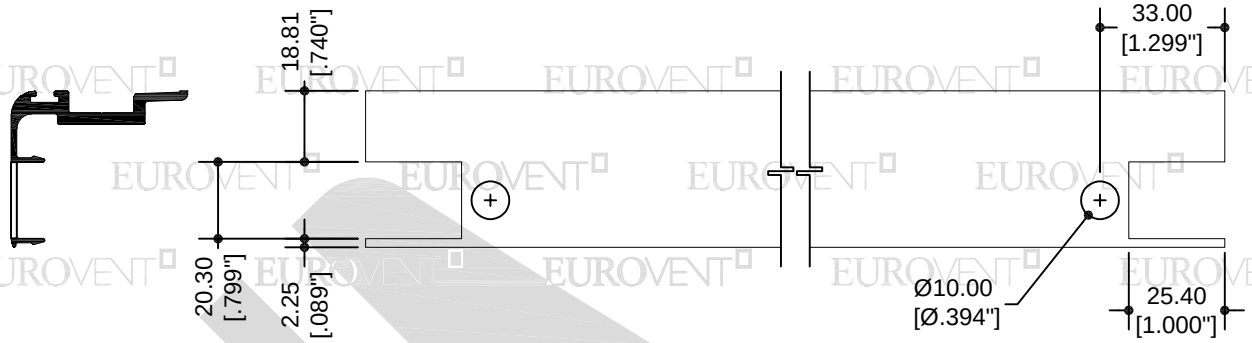

OPERACIÓN F

CONTRA DE CIERRE
62058 TRASLAPE

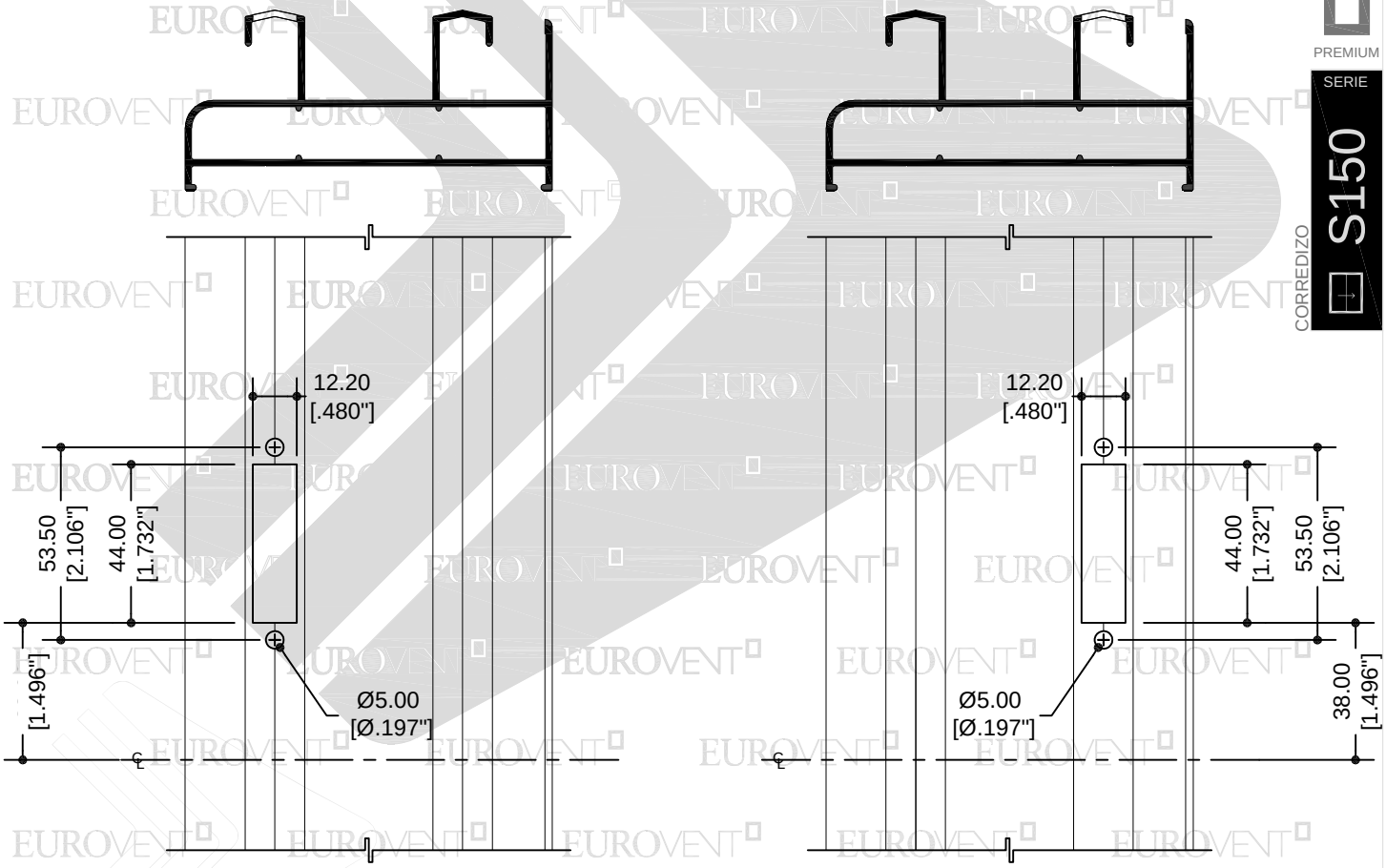

FORMULA BRIO H/2+38

PREMIUM
SERIE
S150
CORREDIZO

PDF created with pdfFactory trial version www.pdffactory.com

OPERACIÓN F

62054 RIEL TRIPLE

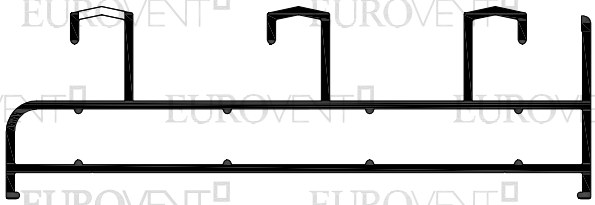

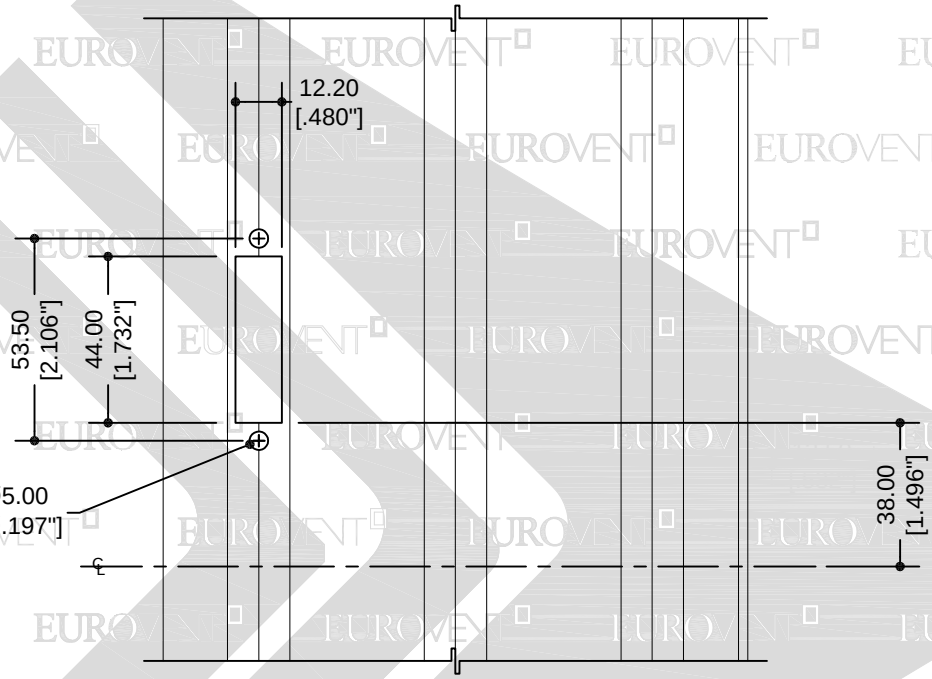

FORMULA BRIO H/2+38

RIEL TRIPLE, EL SAQUE DE LA PISTA CENTRAL ES UNA OPERACIÓN MANUAL

EL SAQUE PARA LA CONTRA DEL CIERRE SE REALIZA SEGÚN LA SOLUCIÓN DE EL CANCEL

OPERACIÓN MANUAL

64206 ADAPTADOR OXXO

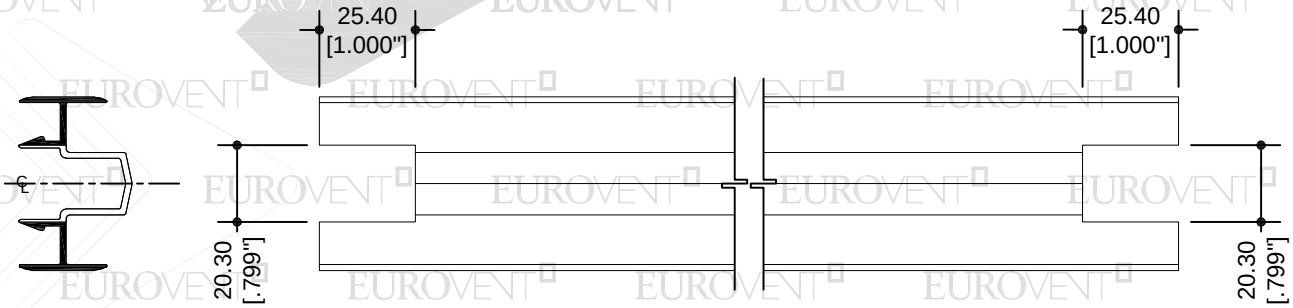

PDF created with pdfFactory trial version www.pdffactory.com

CORREDIZA SERIE 150 - ISOMETRÍA

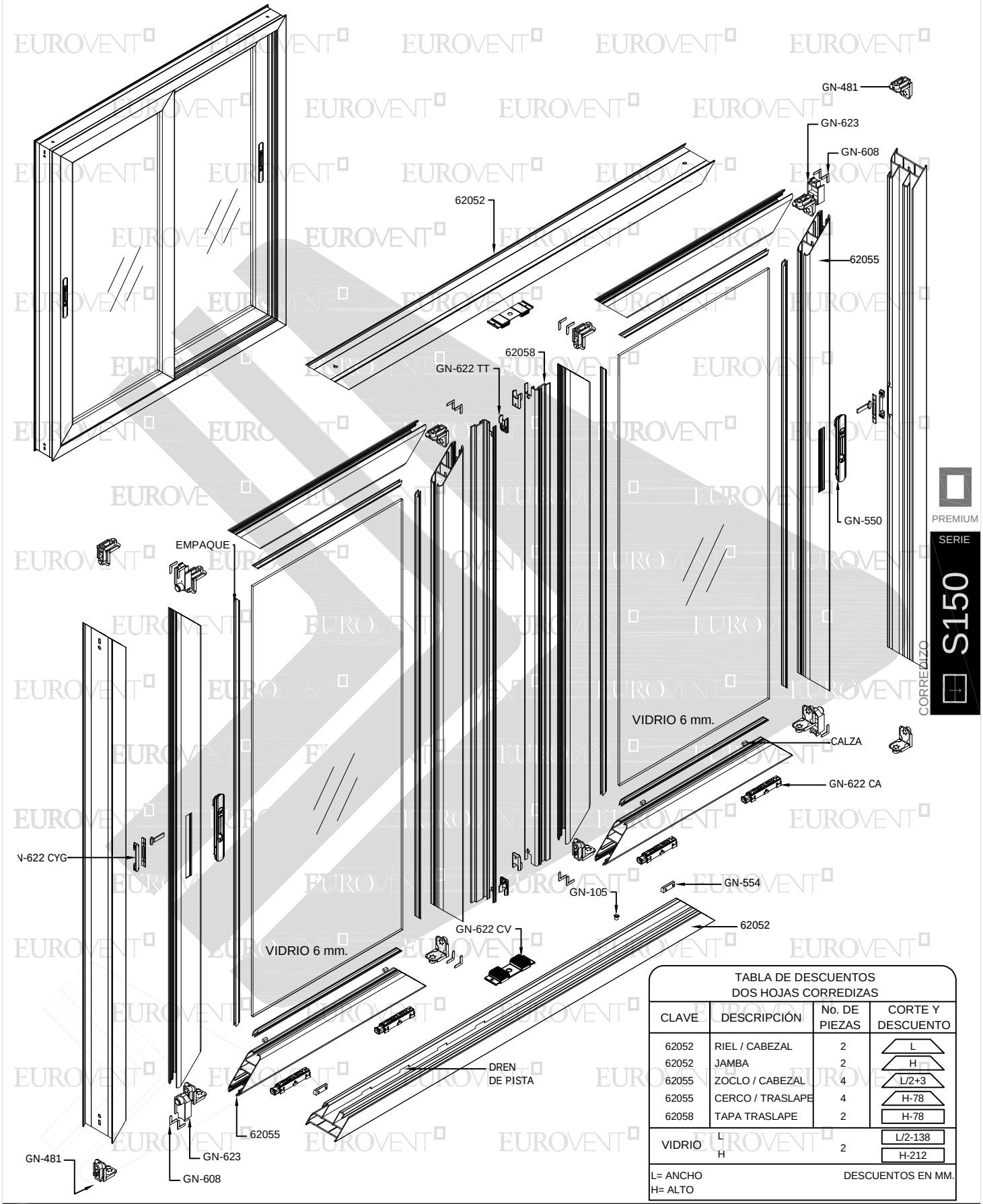

TABLA DE DESCUENTOS
DOS HOJAS CORREDIZAS

CLAVE	DESCRIPCIÓN	No. DE PIEZAS	CORTE Y DESCUENTO
62052	RIEL / CABEZAL	2	L
62052	JAMBA	2	H
62055	ZOCLO / CABEZAL	4	L/2+3
62055	CERCO / TRASLAPE	4	H-78
62058	TAPA TRASLAPE	2	H-78
VIDRIO	L	2	L/2-138
	H		H-212

L= ANCHO
H= ALTO

DESCUENTOS EN MM.

PDF created with pdfFactory trial version www.pdffactory.com

DEFLEXIÓN MAX. L/175

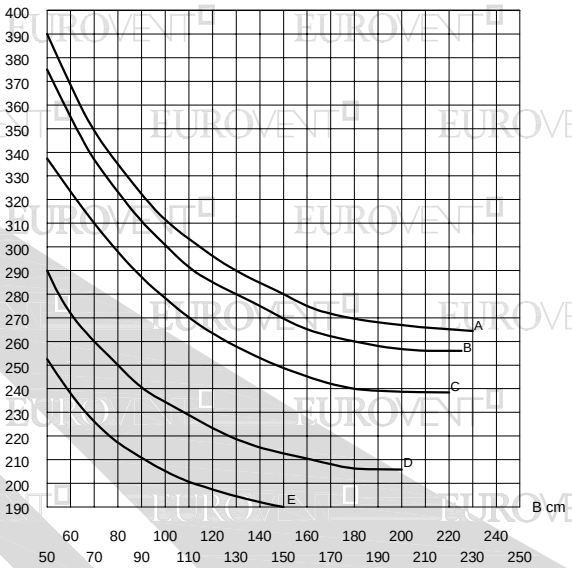

EMIUM

ERIE

S150

CORREDIZO

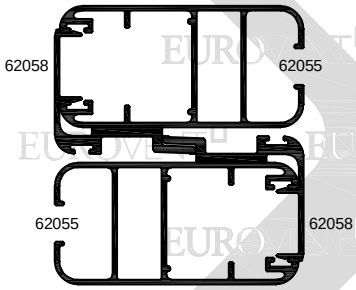

I x-x= 43.03 cm4

LOS LÍMITES DE FABRICACIÓN PARA LOS PERFILES, SERÁN LOS QUE SE ENCUENTREN DEBAJO DE LAS CURVAS GRAFICADAS.

ALEACIÓN: 6063
TEMPLE: 5

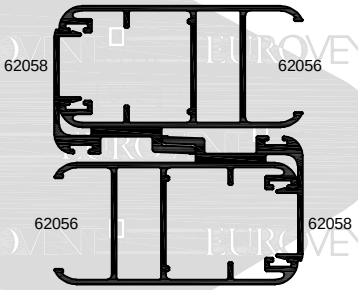

I x-x= 42.37 cm4

Valores de presión por velocidad de viento

Curvas	Presión del diseño	Velocidad de viento	Zona
A	45 Kg/m^2	80 Km/h	Centro de grandes ciudades
B	50 Kg/m^2	90 Km/h	Barrios Residenciales
C	65 Kg/m^2	120 Km/h	Campo Abierto
D	110 Kg/m^2	160 Km/h	Zona Costera
E	165 Kg/m^2	200 Km/h	Zona de Huracanes

LOS LÍMITES DE UN CANCEL VAN EN FUNCIÓN DE LA COMBINACIÓN DE RESISTENCIA DEL PERFIL DE ALUMINIO, EL VIDRIO Y LOS ACCESORIOS QUE LO INTEGRAN.

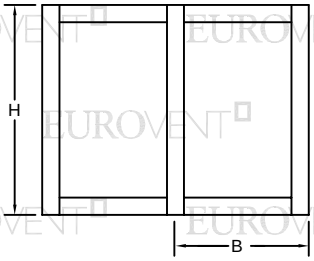

VERIFICAR QUE LA DEFLEXIÓN DEL PERFIL SEA COMPATIBLE CON EL VIDRIO UTILIZADO.

PDF created with pdfFactory trial version www.pdffactory.com

DEFLEXIÓN MAX. L/175

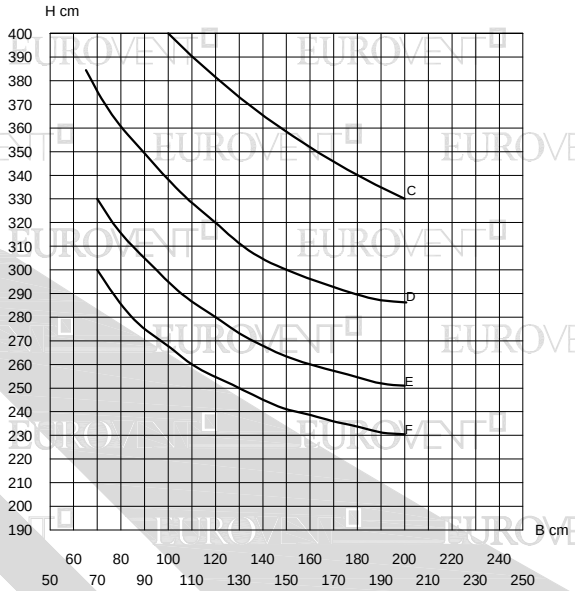

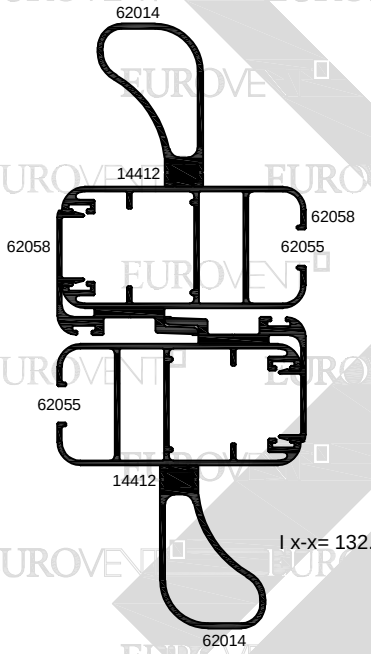

I x-x= 132.88 cm4

LOS LÍMITES DE FABRICACIÓN PARA LOS PERFILES, SERÁN LOS QUE SE ENCUENTREN DEBAJO DE LAS CURVAS GRAFICADAS.

ALEACIÓN: 6063
TEMPLE: 5

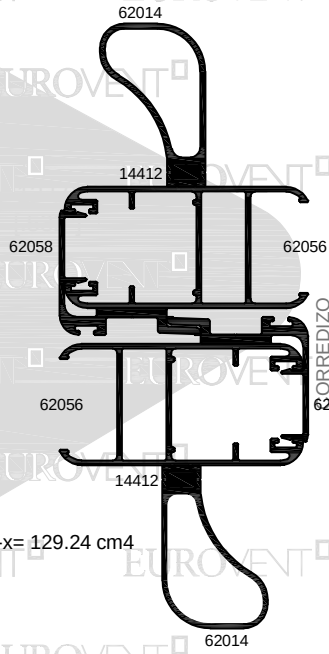

I x-x= 129.24 cm4

PREMIUM
SERIE
S150
CORREDIZO

Valores de presión por velocidad de viento

Curvas	Presión del diseño	Velocidad de viento	Zona
C	65 Kg/m^2	120 Km/h	Campo Abierto
D	110 Kg/m^2	160 Km/h	Zona Costera
E	165 Kg/m^2	200 Km/h	Zona de Huracanes
F	220 Kg/m^2	230 Km/h	Zona de Huracanes

LOS LÍMITES DE UN CANCEL VAN EN FUNCIÓN DE LA COMBINACIÓN DE RESISTENCIA DEL PERFIL DE ALUMINIO, EL VIDRIO Y LOS ACCESORIOS QUE LO INTEGRAN.

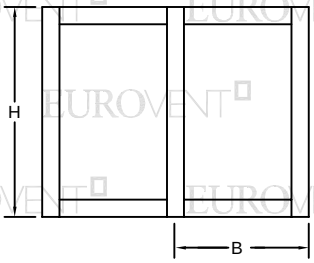

VERIFICAR QUE LA DEFLEXIÓN DEL PERFIL SEA COMPATIBLE CON EL VIDRIO UTILIZADO.

PDF created with pdfFactory trial version www.pdffactory.com

PARÁMETROS MÍNIMOS Y MÁXIMOS DE FABRICACIÓN.

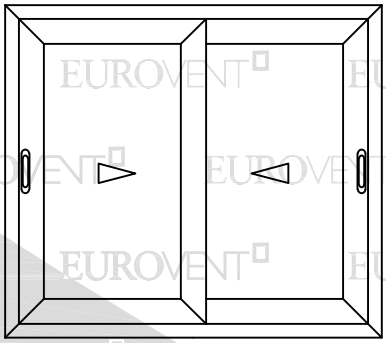

PCS-150
MÍNIMO 0.80 x 1.90 HOJA
MÁXIMO 1.50 x 3.20 HOJA

EMIUM
ERIE
S150
CORREDIZO

ALUMINIO					
CLAVE	DESCRIPCIÓN	PIEZAS X ATADO	LARGO STD. MTS.	PERÍMETRO ANOD. CM.	PERÍMETRO PUL. CM.
14412	CONECTOR	29	6.10	0.0	0.0
62014	REFUERZO	6	6.10	17.49	14.13
62052	RIEL DOBLE	2	6.10	49.11	37.20
62054	RIEL TRIPLE	1	6.10	68.25	51.07
62055	CERCO 6mm.	3	6.10	49.08	19.52
62056	CERCO 24mm.	3	6.10	46.18	17.81
62057	MOSQUITERO	3	6.10	45.39	13.57
62058	TRASLAPE	10	6.10	22.50	10.78
62060	ADAPTADOR CRISTAL	16	6.10	15.93	1.59
62091	ADAPTADOR RIEL	4	6.10	26.14	13.62
64206	ADAPTADOR OXXO	8	6.10	22.56	12.02

PDF created with pdfFactory trial version www.pdffactory.com

EUROVENT PREMIUM

CUPRUM

VENTANAS SERIE 45

CALIDAD

HERMETICIDAD

ESTÉTICA

FUNCIONALIDAD

LUJO

DISEÑO

DURABILIDAD

SEGURIDAD

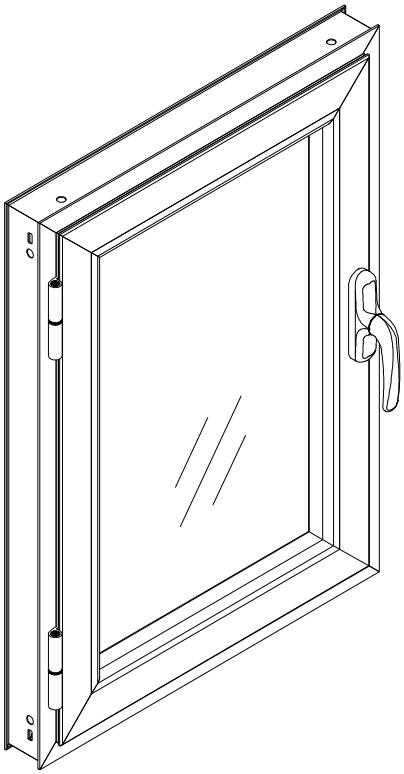

Ventanas Batientes

PDF created with pdfFactory Pro trial version www.pdffactory.com

EUROVENT

CUPRUM

PDF created with pdfFactory Pro trial version www.pdffactory.com

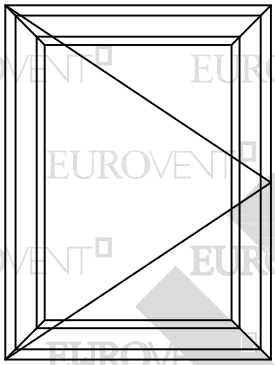

BATIENTE

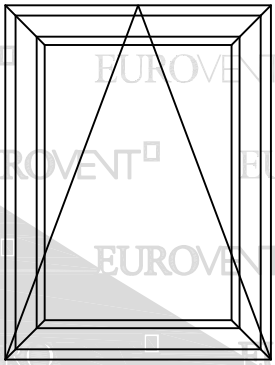

VASISTA

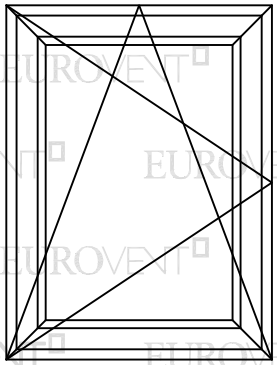

OSCILOBATIENTE

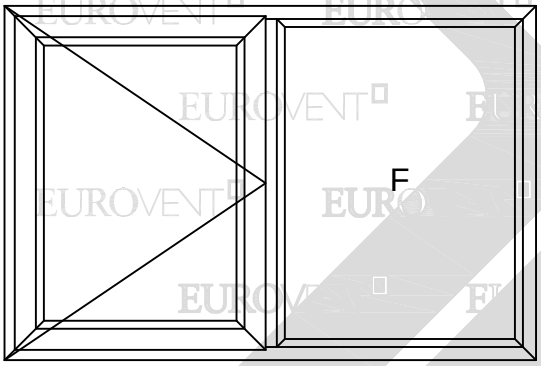

FIJO-BATIENTE

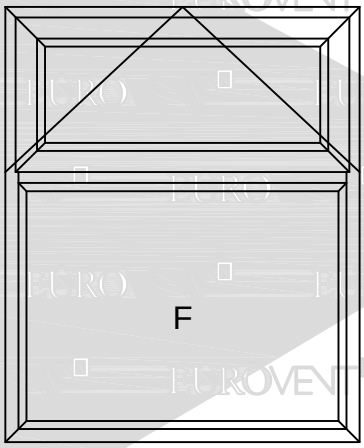

FIJO-VASISTA

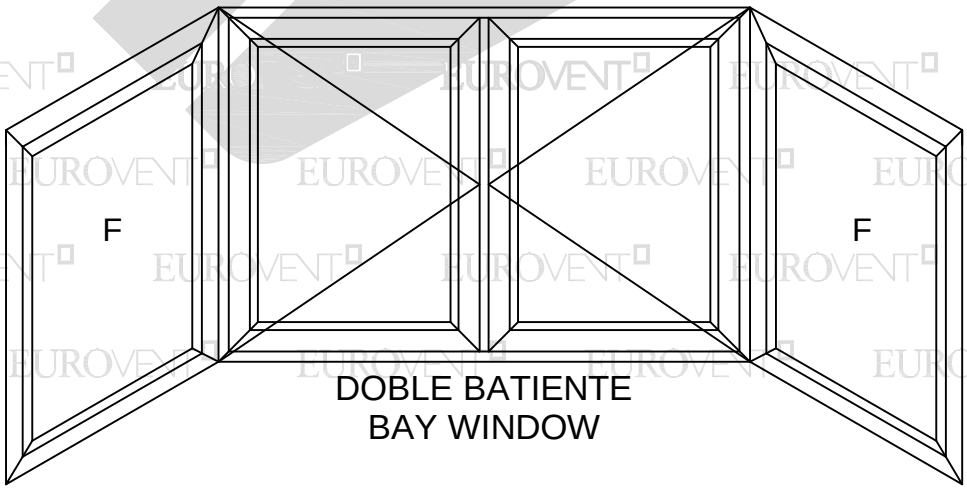

DOBLE BATIENTE
BAY WINDOW

PREMIUM
SERIE
S45
BATIENTE-PROY-VASI-OB

PDF created with pdfFactory trial version www.pdffactory.com

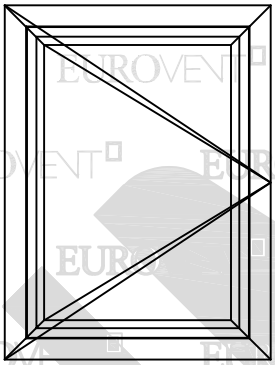

BATIENTE

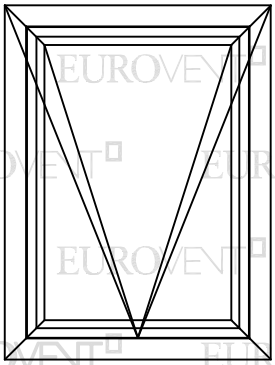

PROYECTABLE

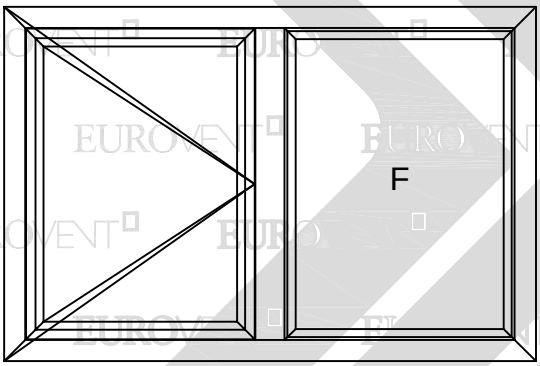

FIJO-BATIENTE

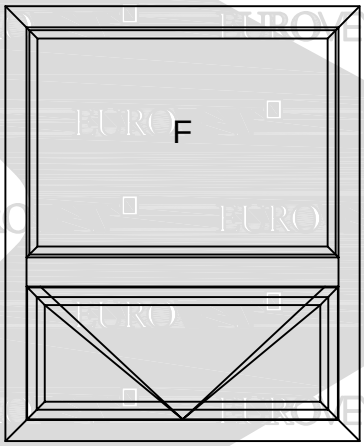

FIJO-PROYECTABLE

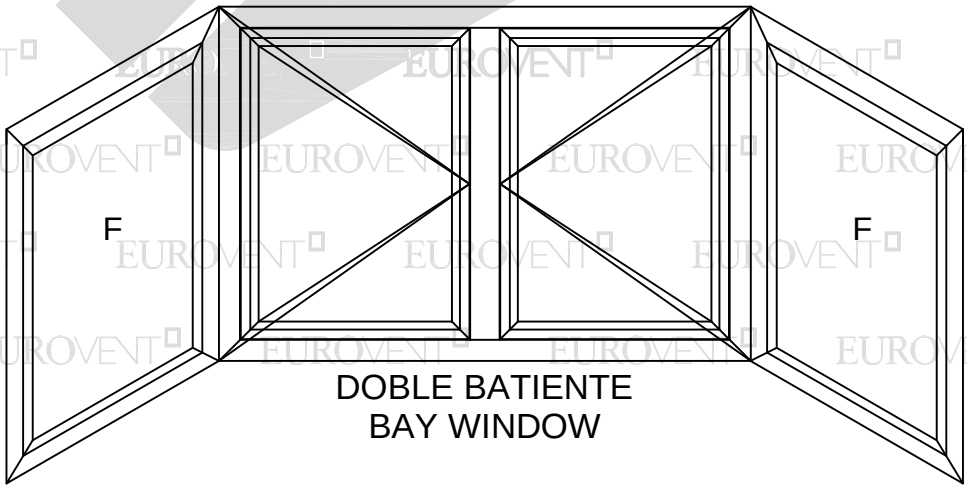

DOBLE BATIENTE
BAY WINDOW

PDF created with pdfFactory trial version www.pdffactory.com

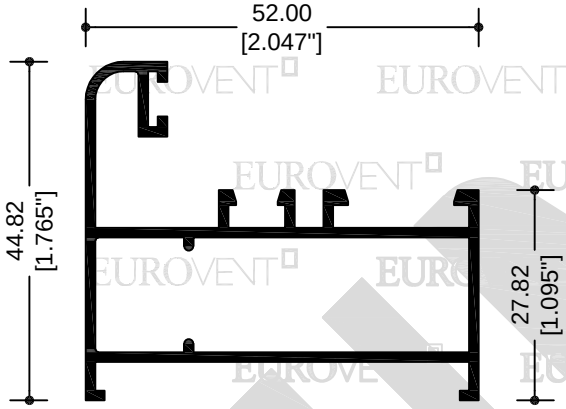

62033
"L" CONTRAMARCO

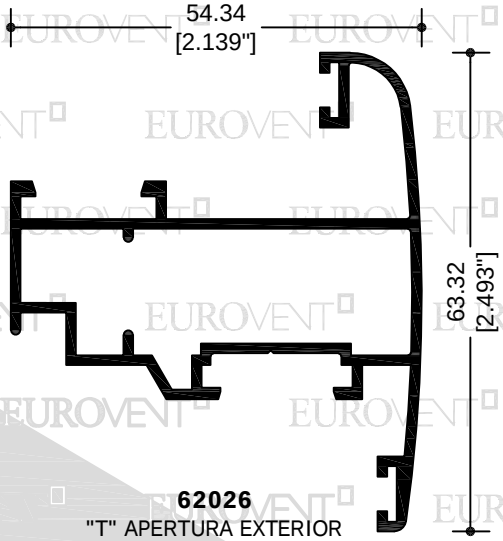

62026
"T" APERTURA EXTERIOR

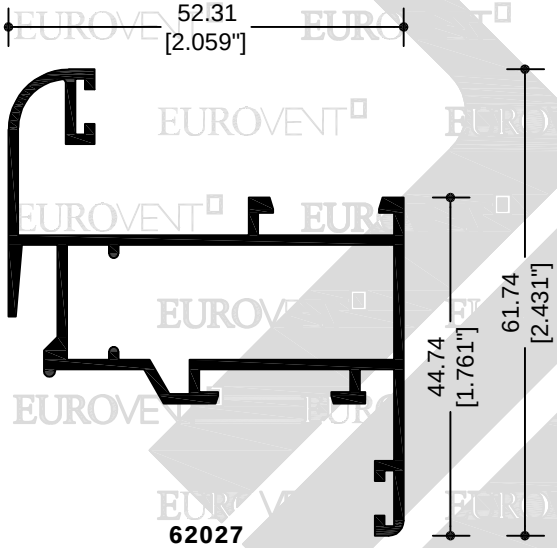

62027
"Z" APERTURA INTERIOR

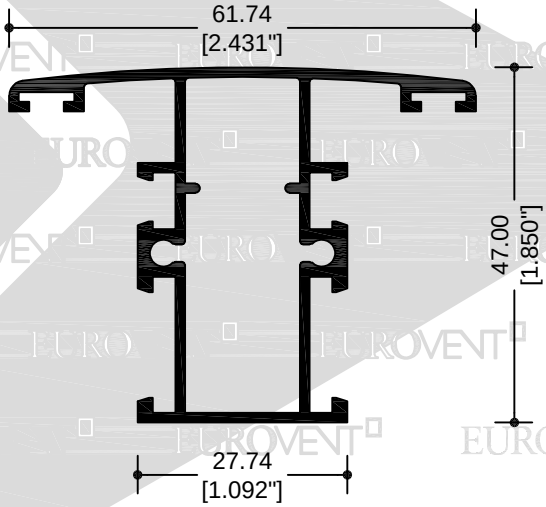

62028
"T" INTERMEDIO

PREMIUM
SERIE
S45
BATIENTE-PROY-VASI-OB

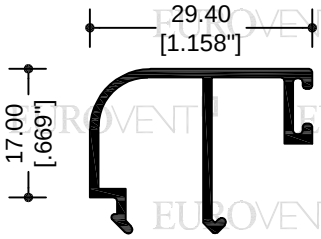

62029
JUNQUILLO 6mm.

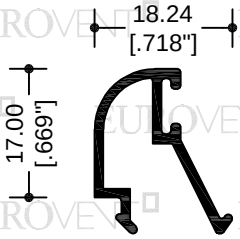

62030
JUNQUILLO 24mm.

PDF created with pdfFactory trial version www.pdffactory.com

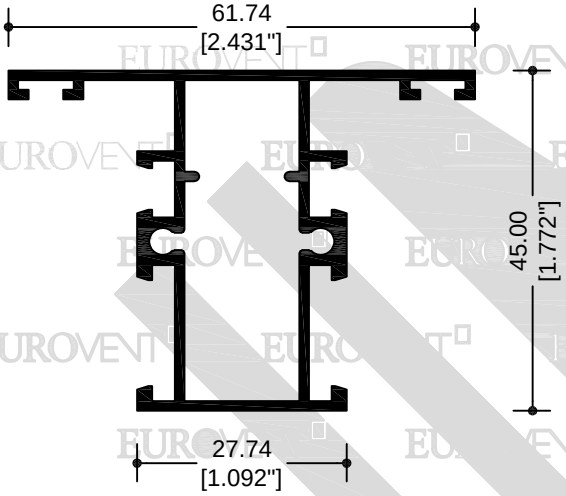

62041
INTERMEDIO CUADRÍCULA



45050
PLETINA

PREMIUM
SERIE
S45
BATIENTE-PROY-VASI-OB

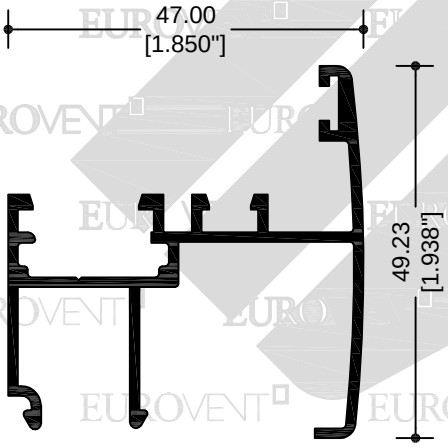

62031
INTERMEDIO MÓVIL

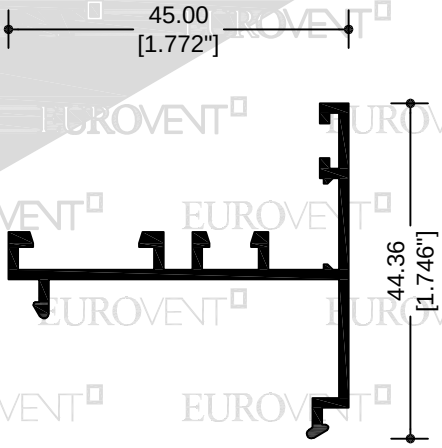

62032
CONVERTIDOR

PDF created with pdfFactory trial version www.pdffactory.com

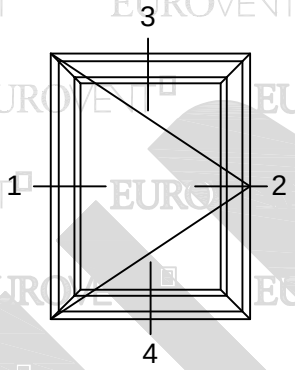

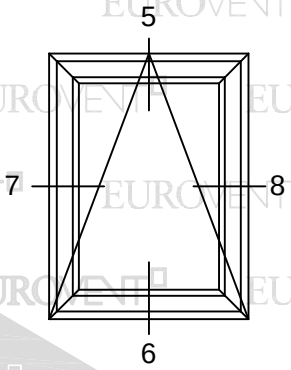

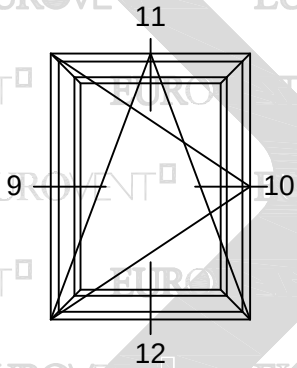

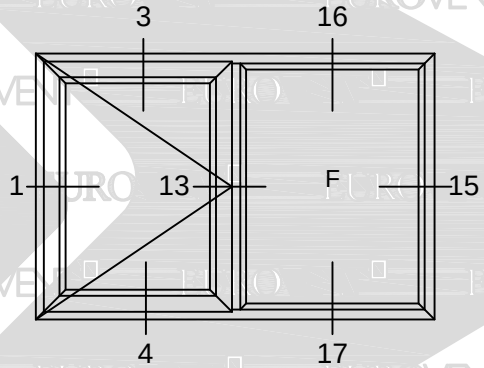

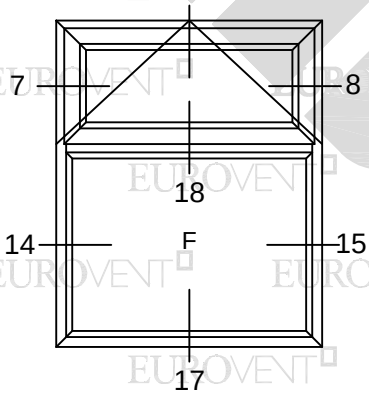

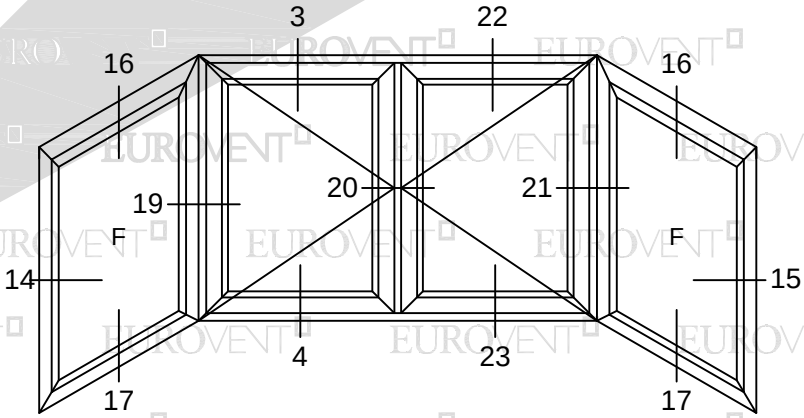

PREMIUM SERIE S45

BATIENTE-PROY-VASI-OB

PDF created with pdfFactory trial version www.pdffactory.com

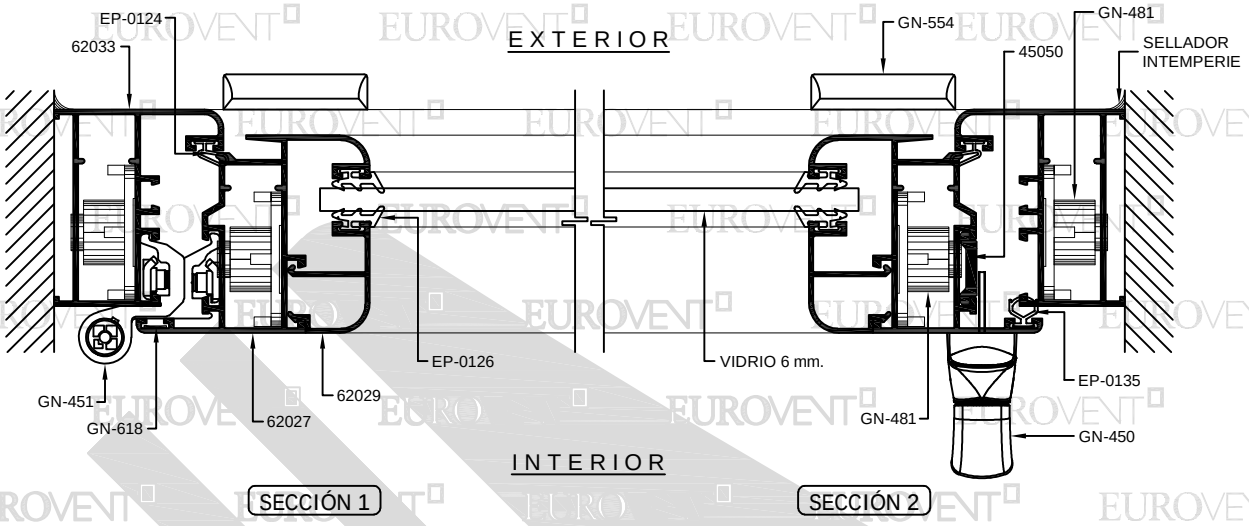

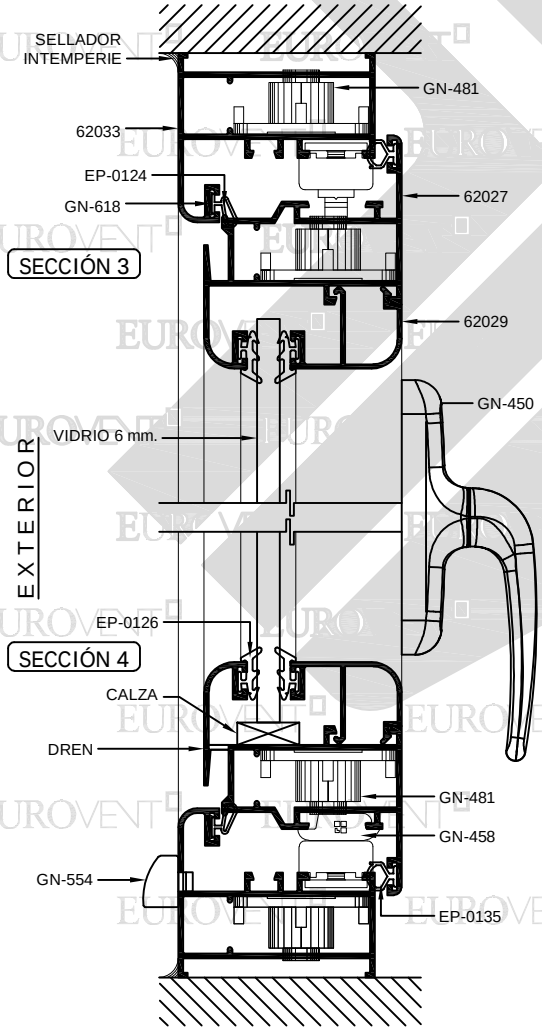

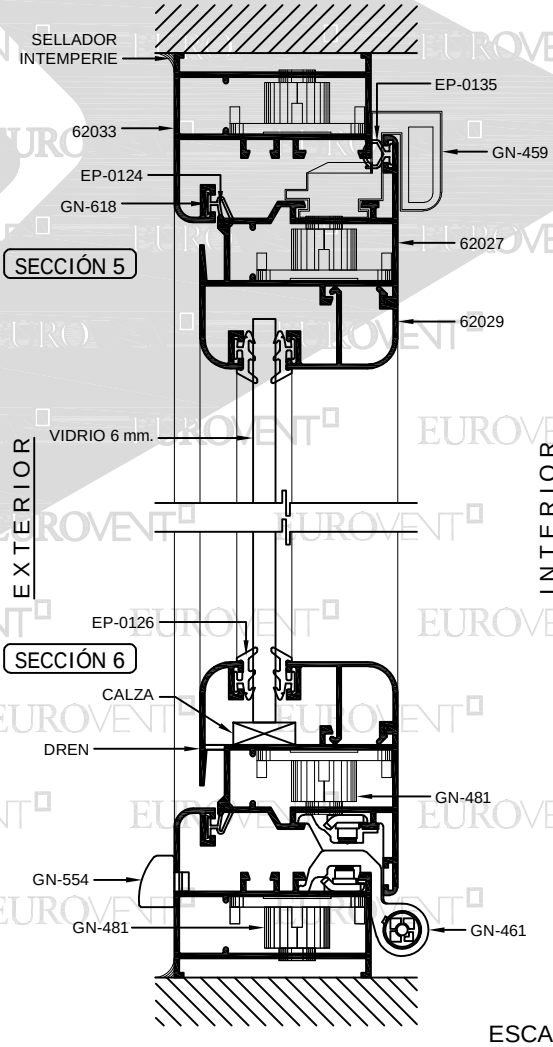

ESCALA 1:2

PDF created with pdfFactory trial version www.pdffactory.com

VENTANA SERIE 45 - CORTES APERTURA INTERIOR

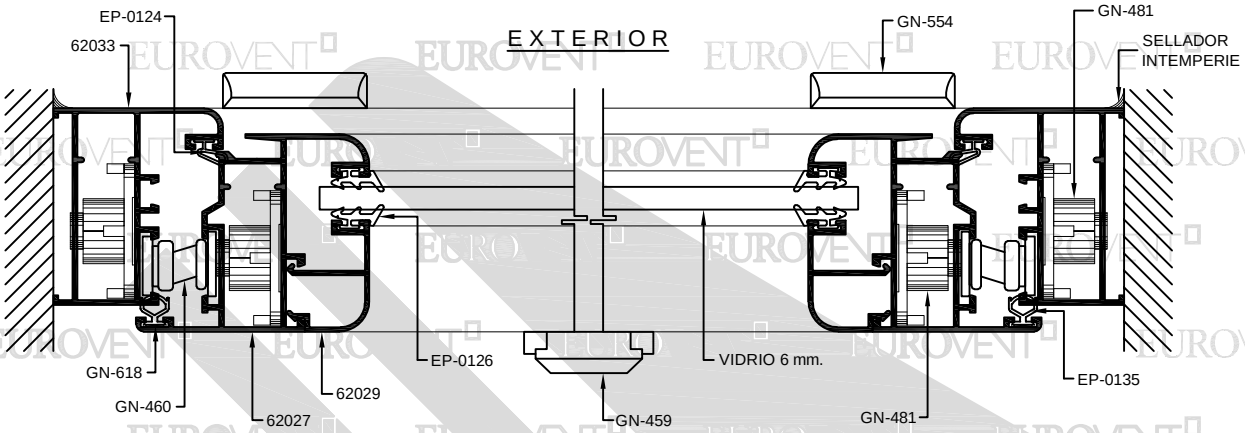

SECCIÓN 7

SECCIÓN 8

PREMIUM

SERIE

S45

BATIENTE-PROY-VASI-OB

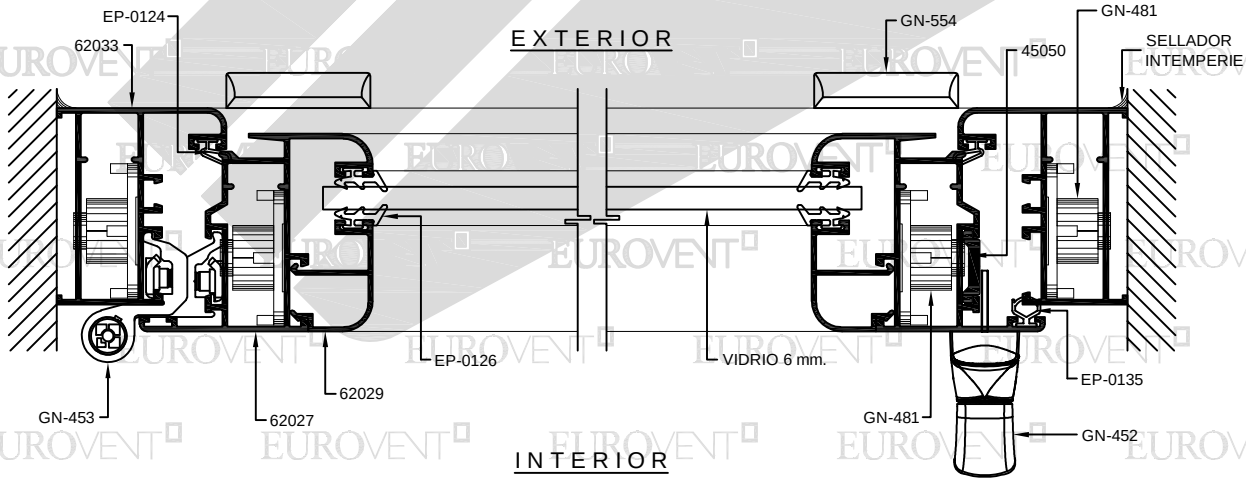

SECCIÓN 9

SECCIÓN 10

PDF created with pdfFactory trial version www.pdffactory.com

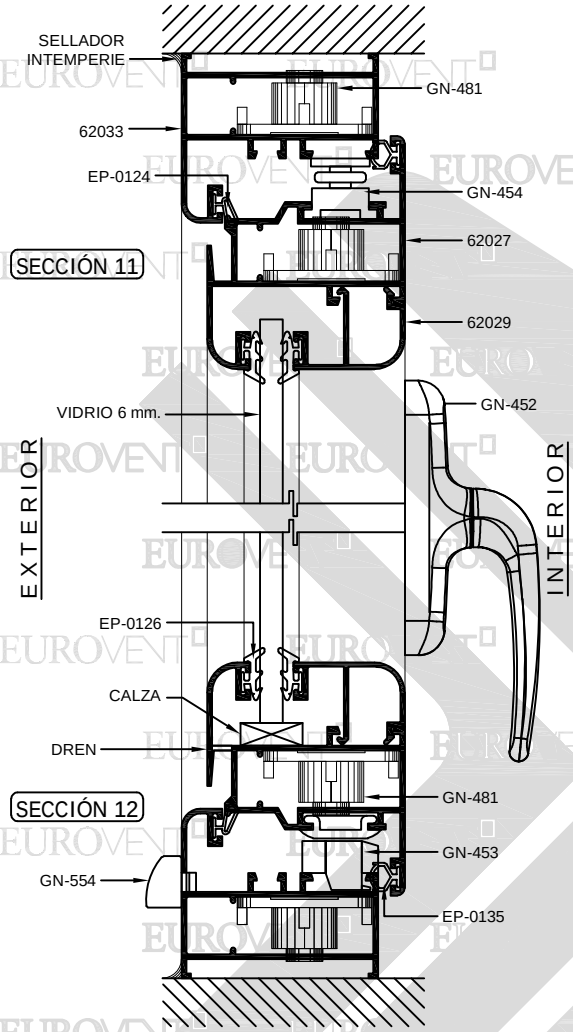

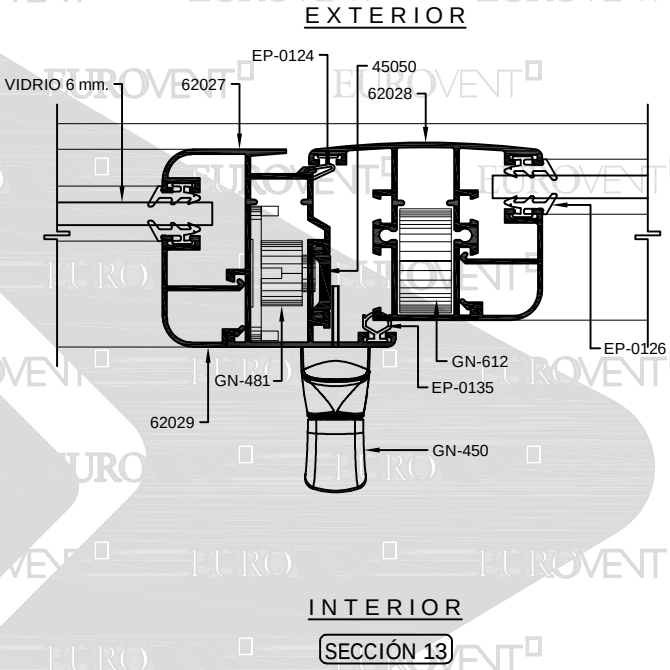

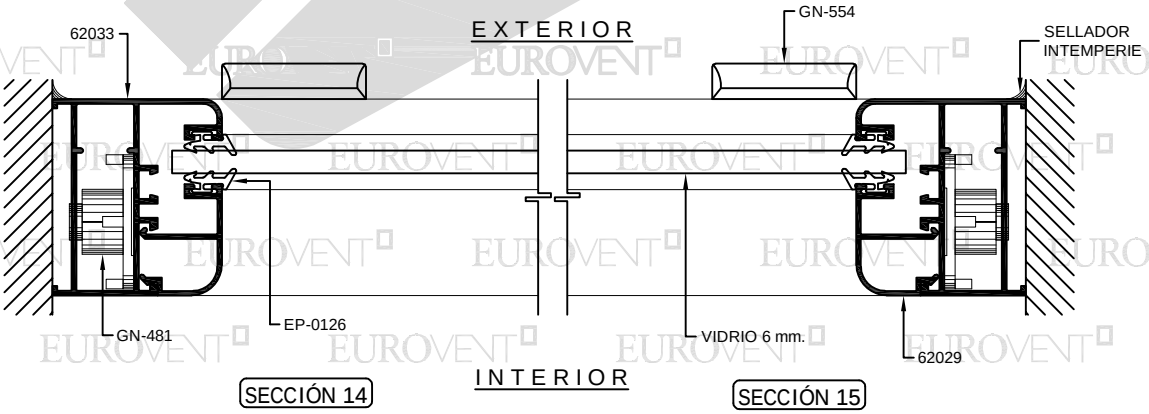

PDF created with pdfFactory trial version www.pdffactory.com

VENTANA SERIE 45 - CORTES APERTURA INTERIOR

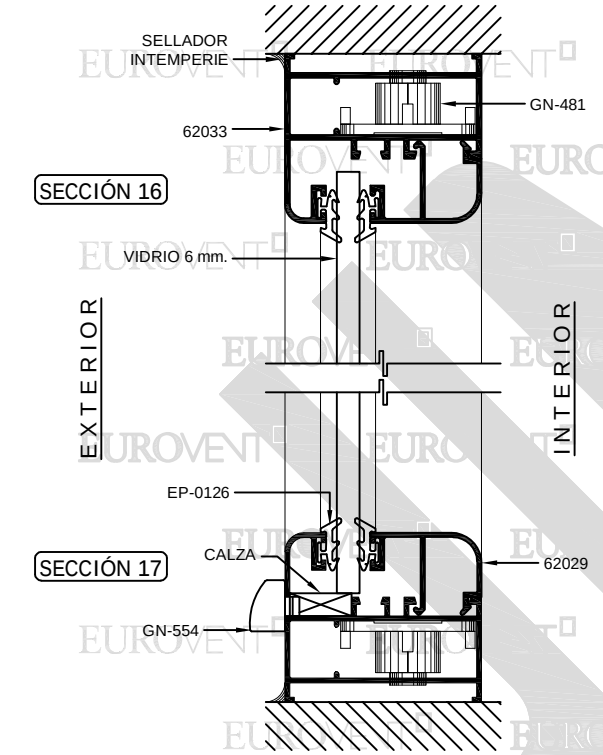

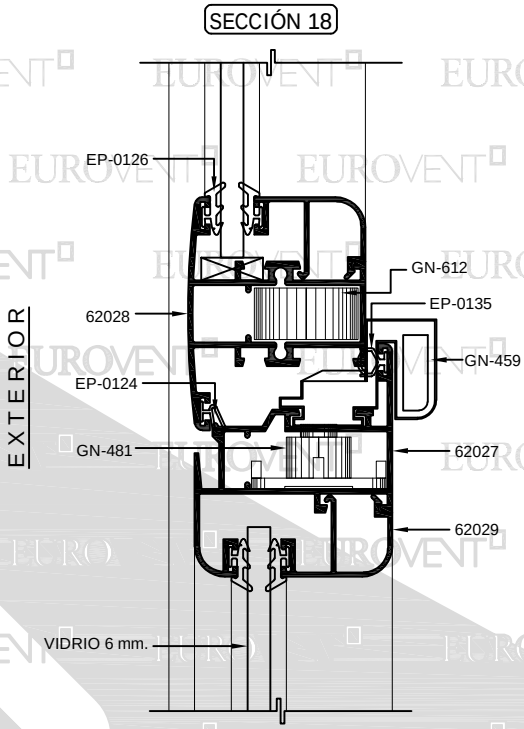

PREMIUM
SERIE
S45
BATIENTE-PROY-VASI-OB

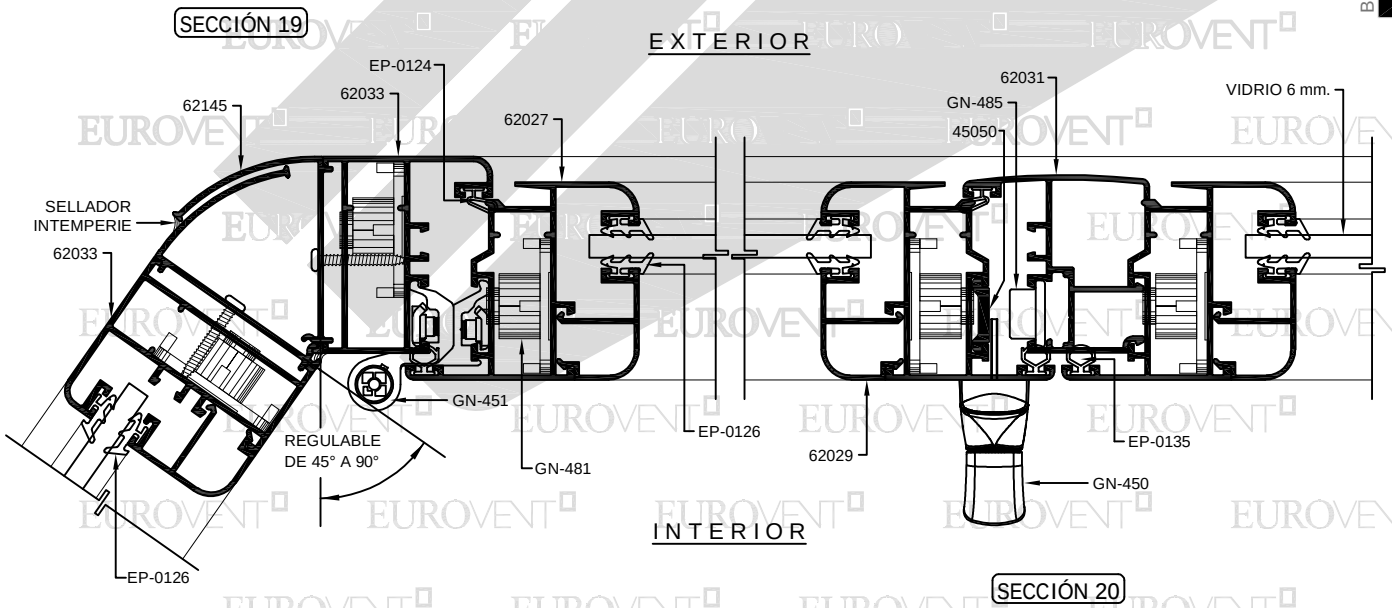

SECCIÓN 20
OPCIÓN

PDF created with pdfFactory trial version www.pdffactory.com

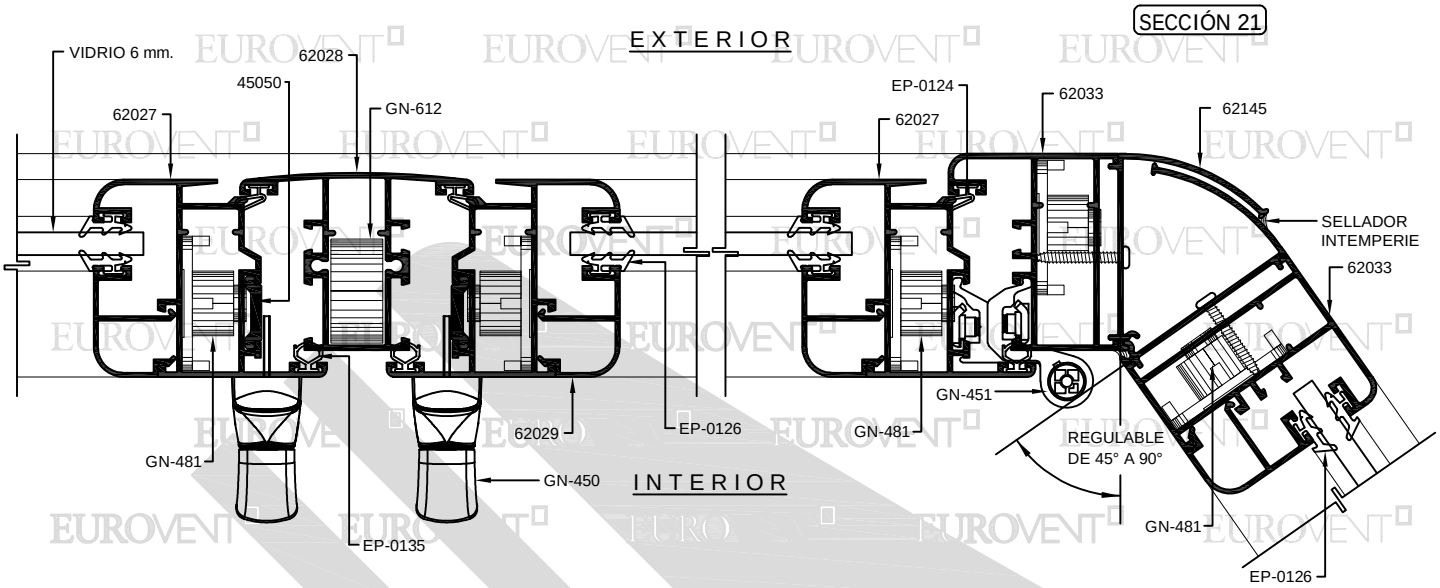

SECCIÓN 20
OPCIÓN

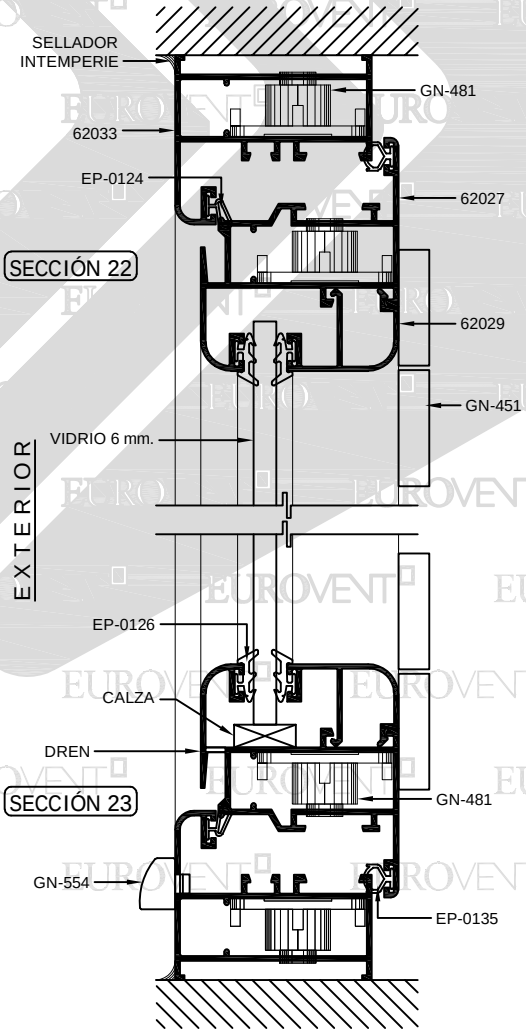

PREMIUM
SERIE
S45
BATIENTE-PROY-VASI-OB

PDF created with pdfFactory trial version www.pdffactory.com

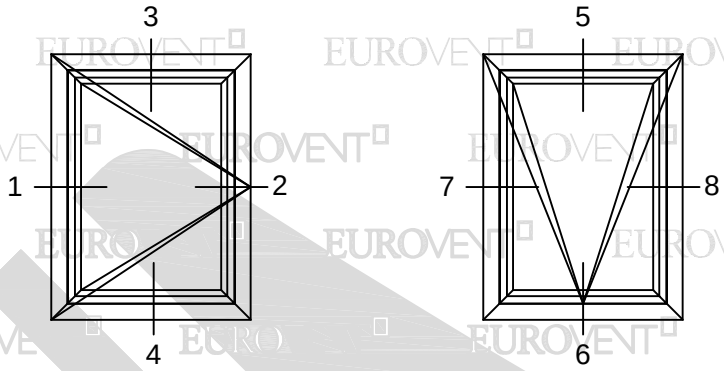

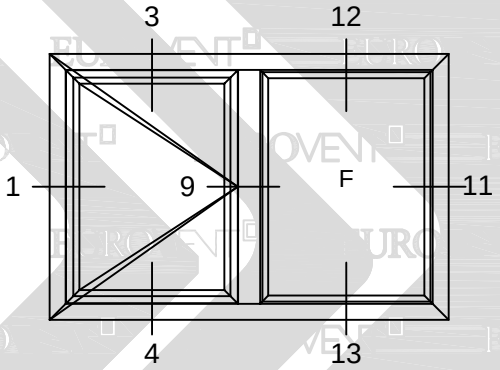

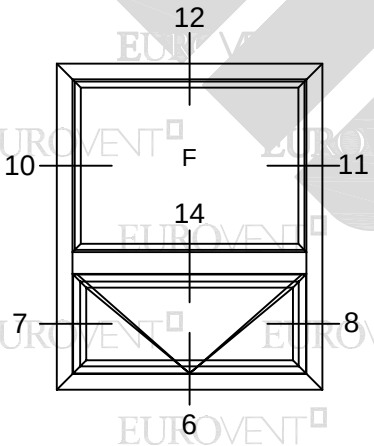

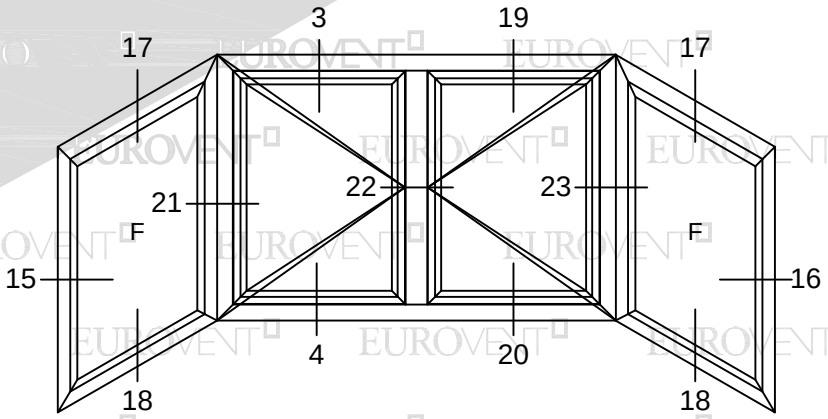

PDF created with pdfFactory trial version www.pdffactory.com

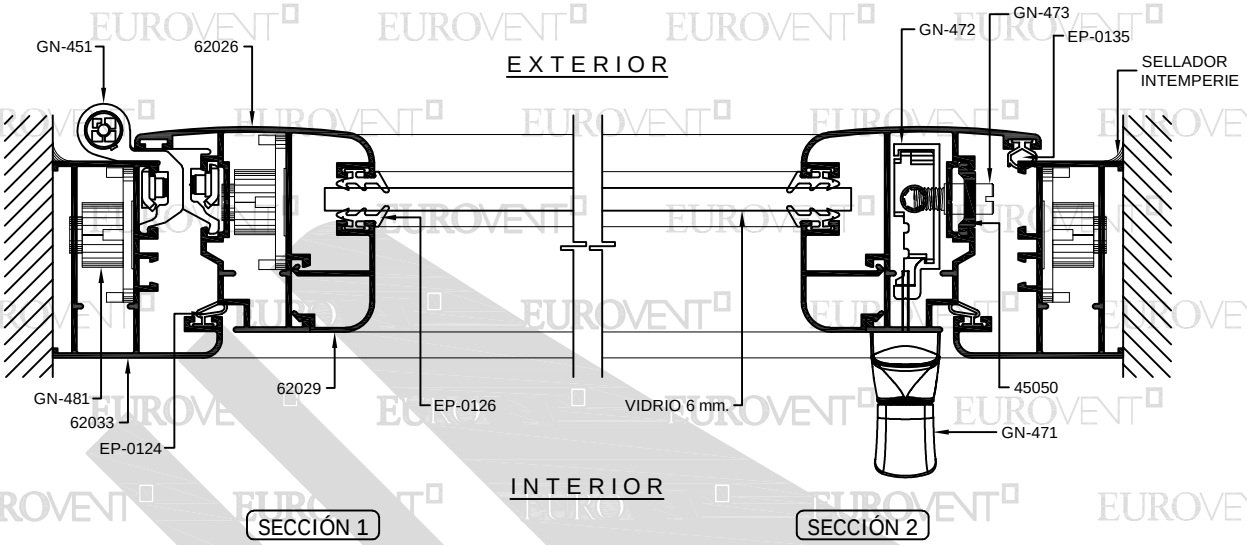

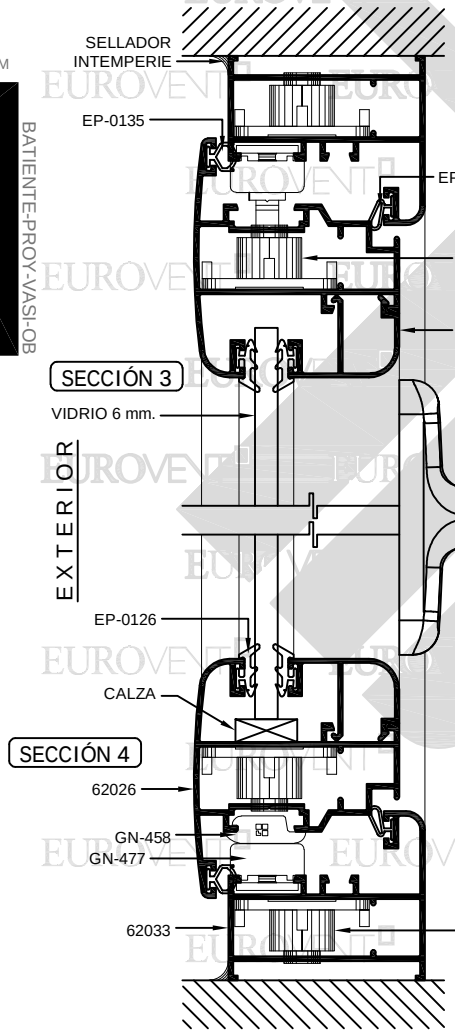

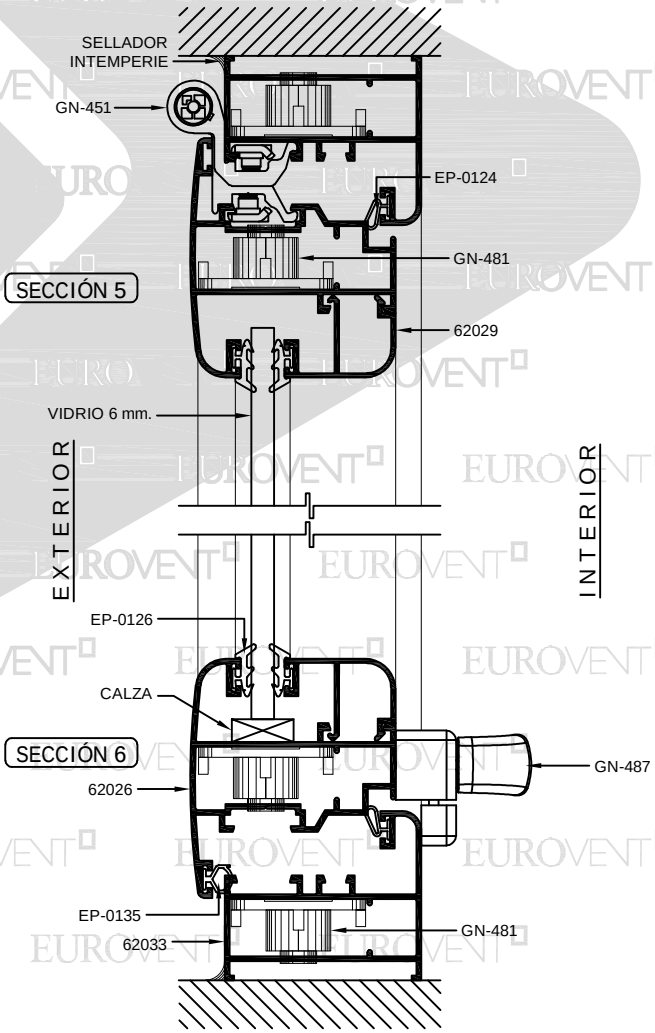

PREMIUM
SERIE
S45
BATIENTE-PROY-VASI-OB

PDF created with pdfFactory trial version www.pdffactory.com

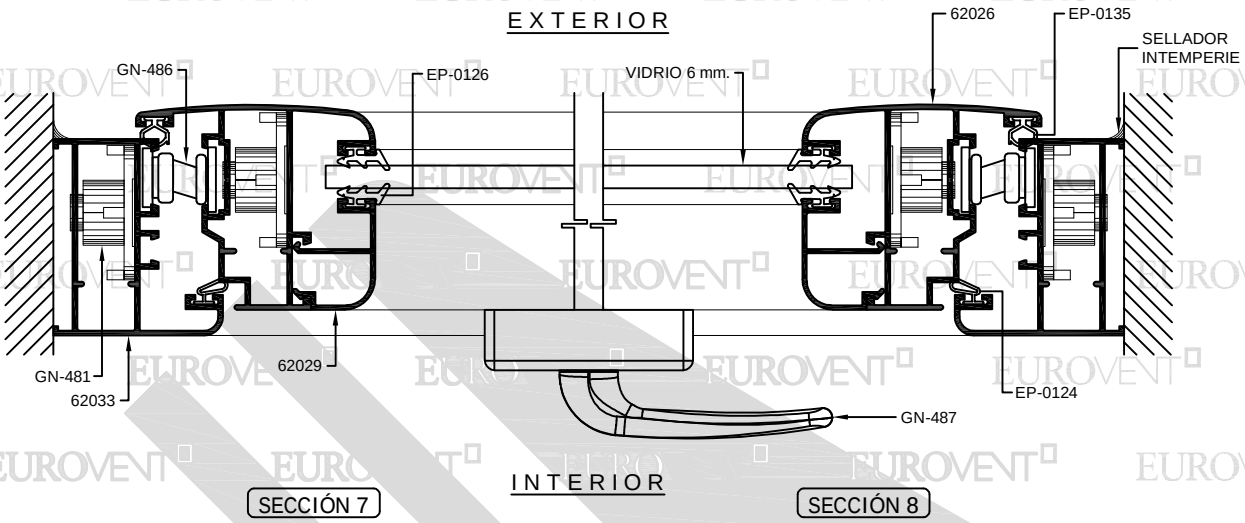

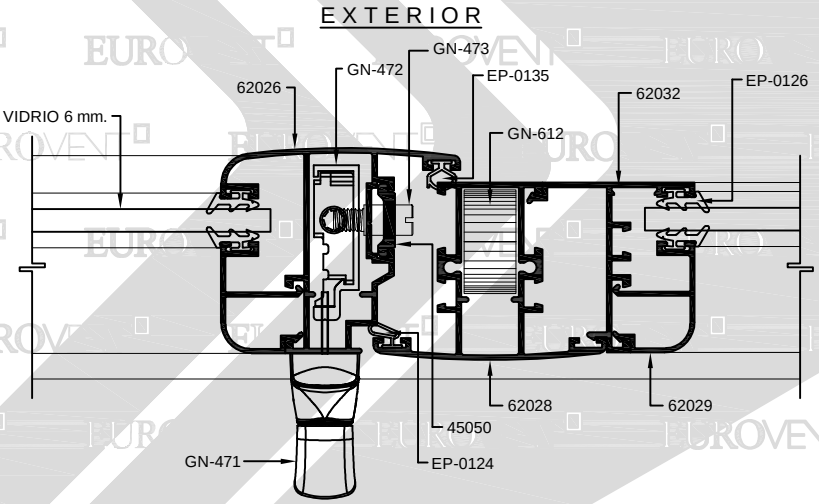

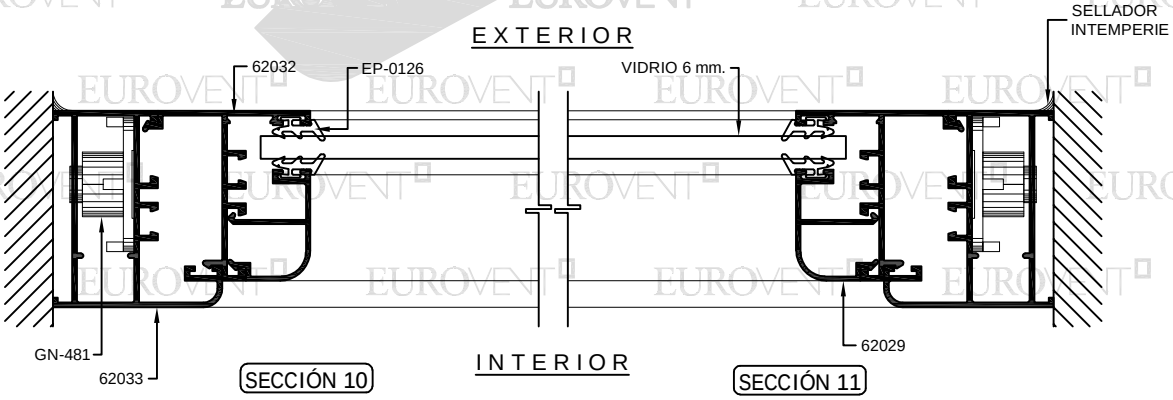

PREMIUM SERIE S45 BATIENTE-PROY-VASI-OB

PDF created with pdfFactory trial version www.pdffactory.com

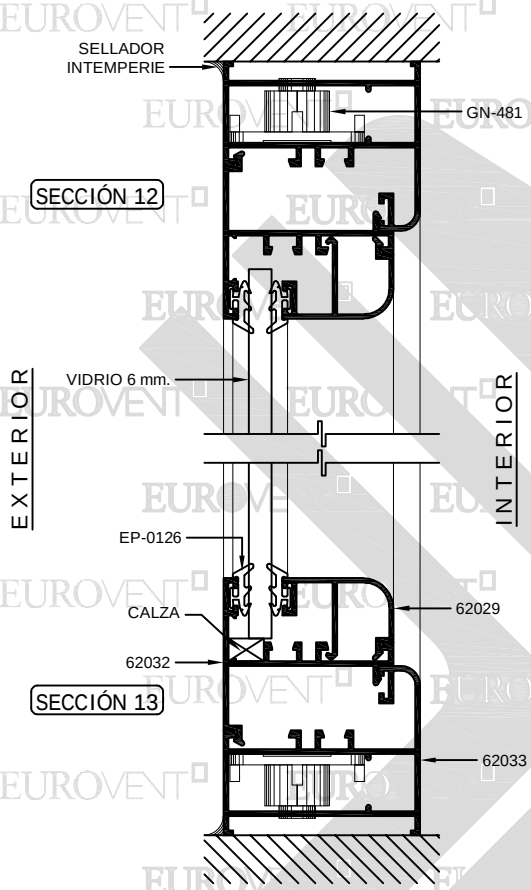

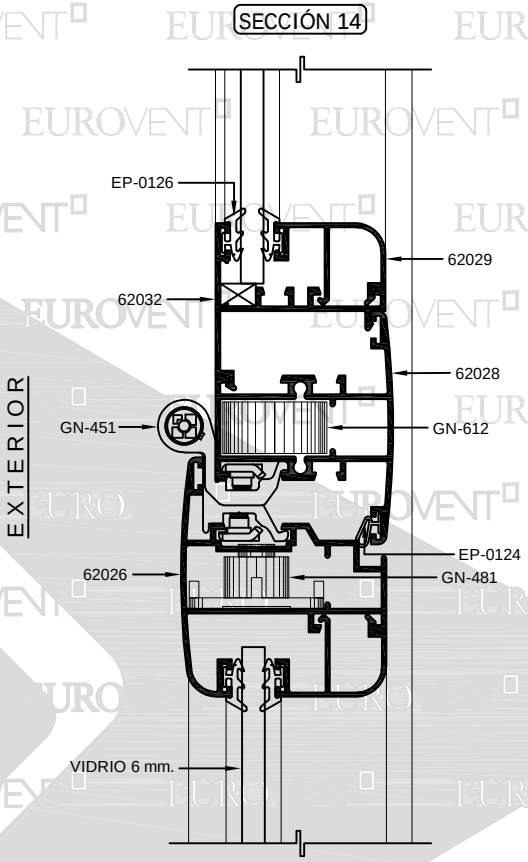

PREMIUM

SERIE

S45

BATIENTE-PROY-VASI-OB

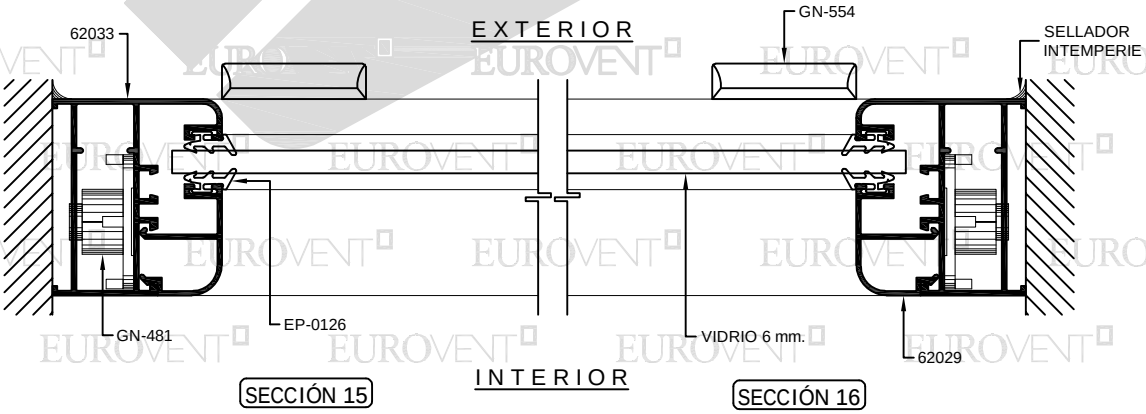

PDF created with pdfFactory trial version www.pdffactory.com

VENTANA SERIE 45 - CORTES APERTURA EXTERIOR

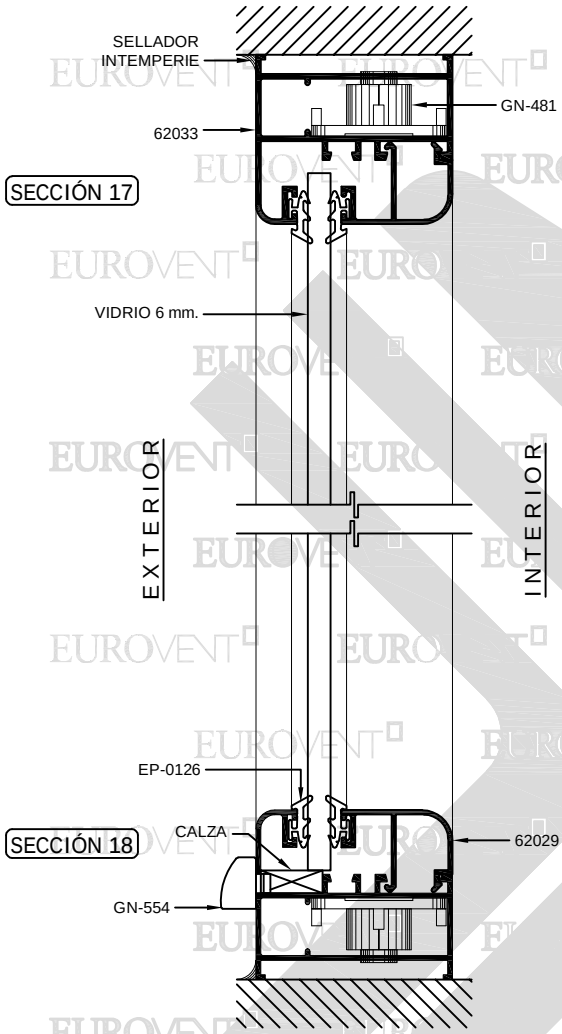

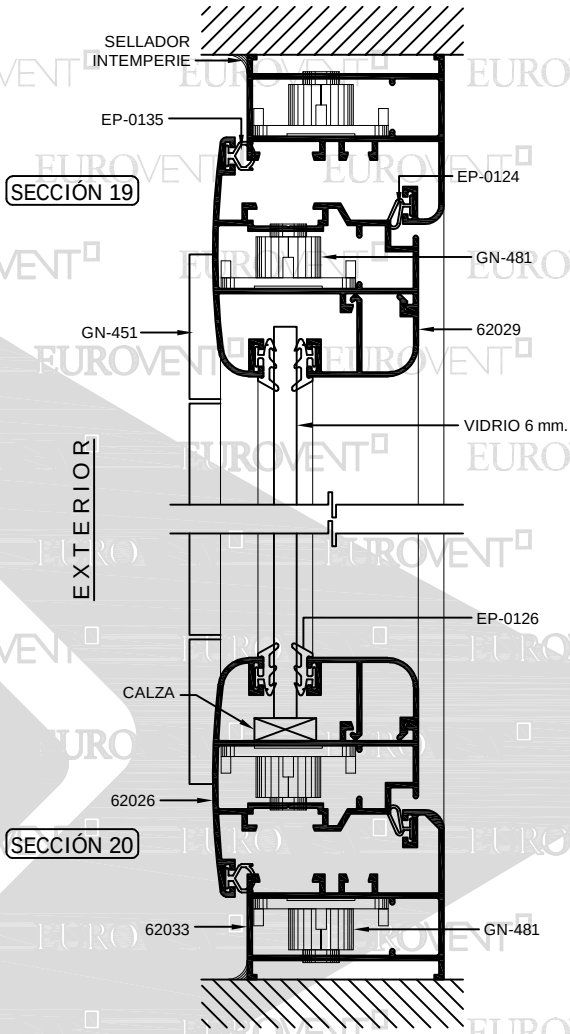

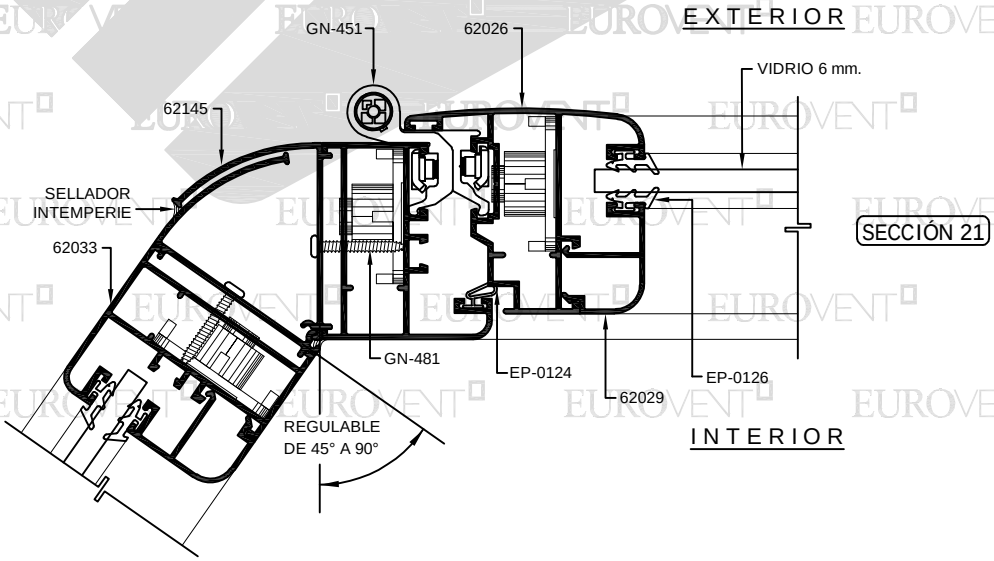

PREMIUM SERIE S45 BATIENTE-PROY-VASI-OB

PDF created with pdfFactory trial version www.pdffactory.com

SECCIÓN 22
OPCIÓN
EXTERIOR

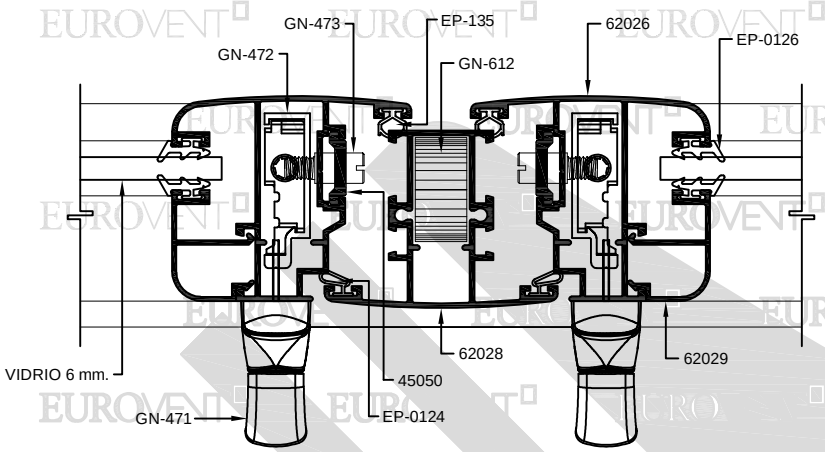

INTERIOR

SECCIÓN 22
OPCIÓN
EXTERIOR

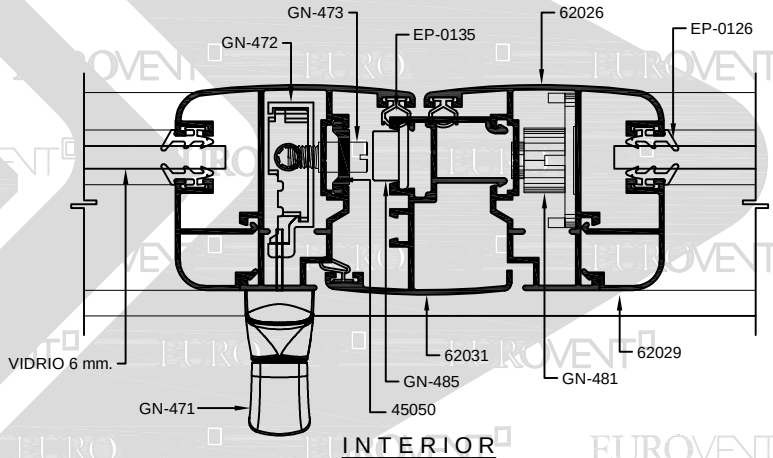

INTERIOR

PREMIUM
SERIE
S45
BATIENTE-PROY-VASI-OB

EXTERIOR

SECCIÓN 23

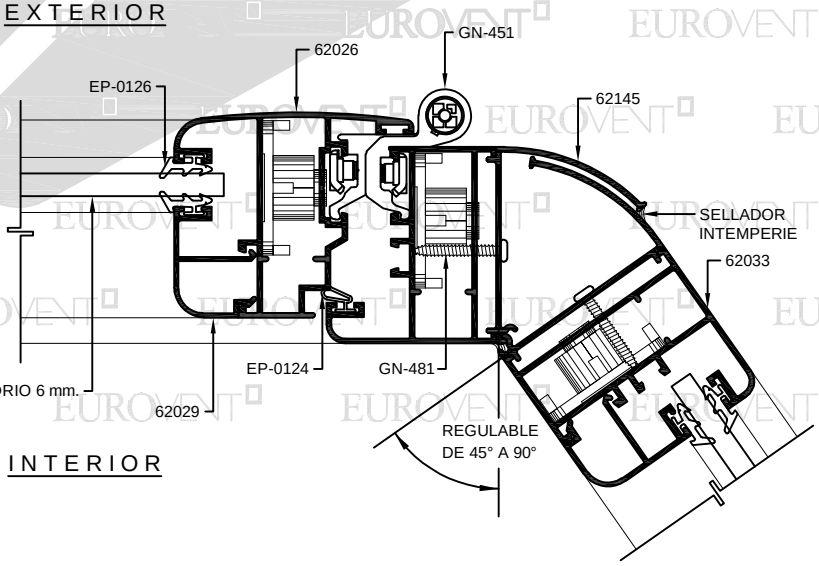

INTERIOR

PDF created with pdfFactory trial version www.pdffactory.com

DOBLE VIDRIO
APERTURA INTERIOR

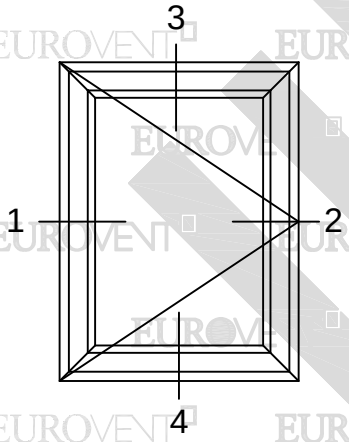

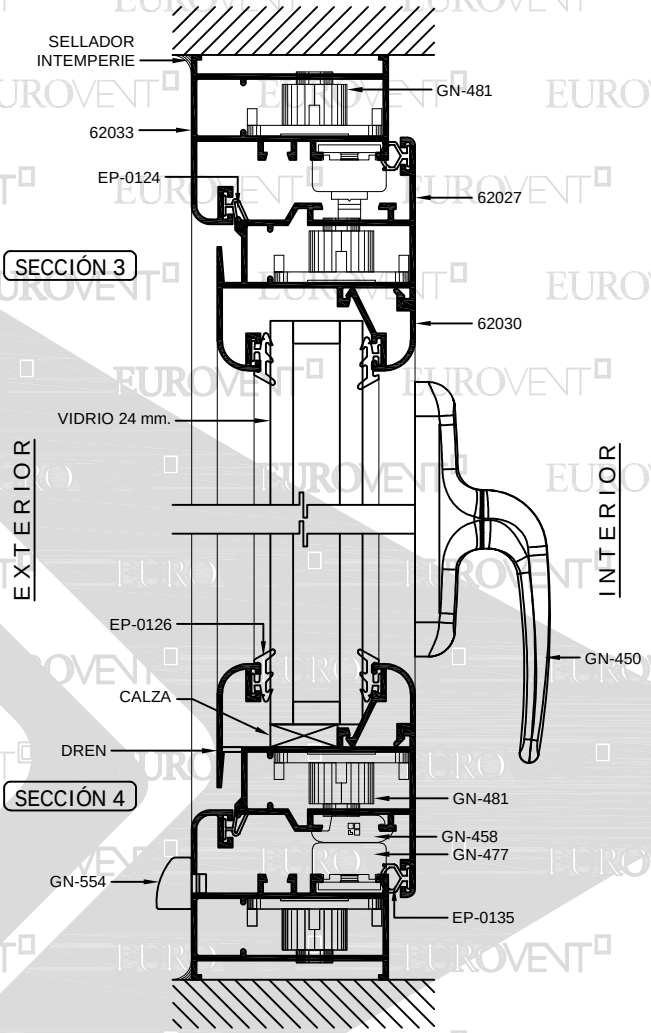

PREMIUM
SERIE
S45
BATIENTE-PROY-VASI-OB

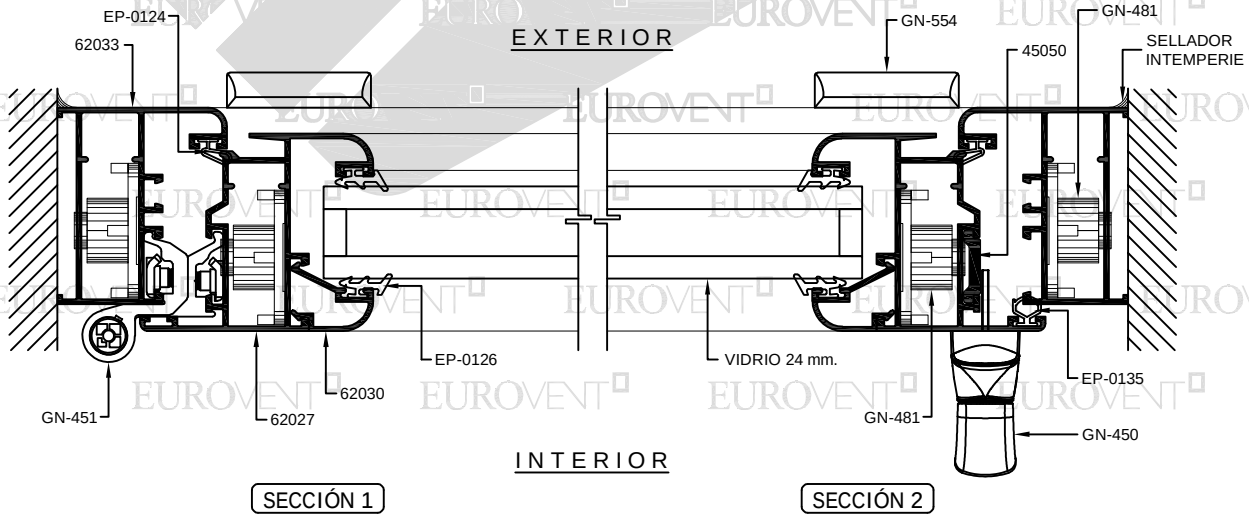

PDF created with pdfFactory trial version www.pdffactory.com

DOBLE VIDRIO
APERTURA EXTERIOR

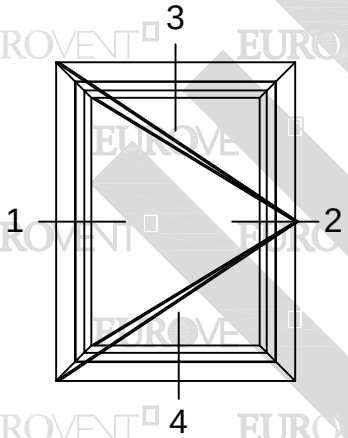

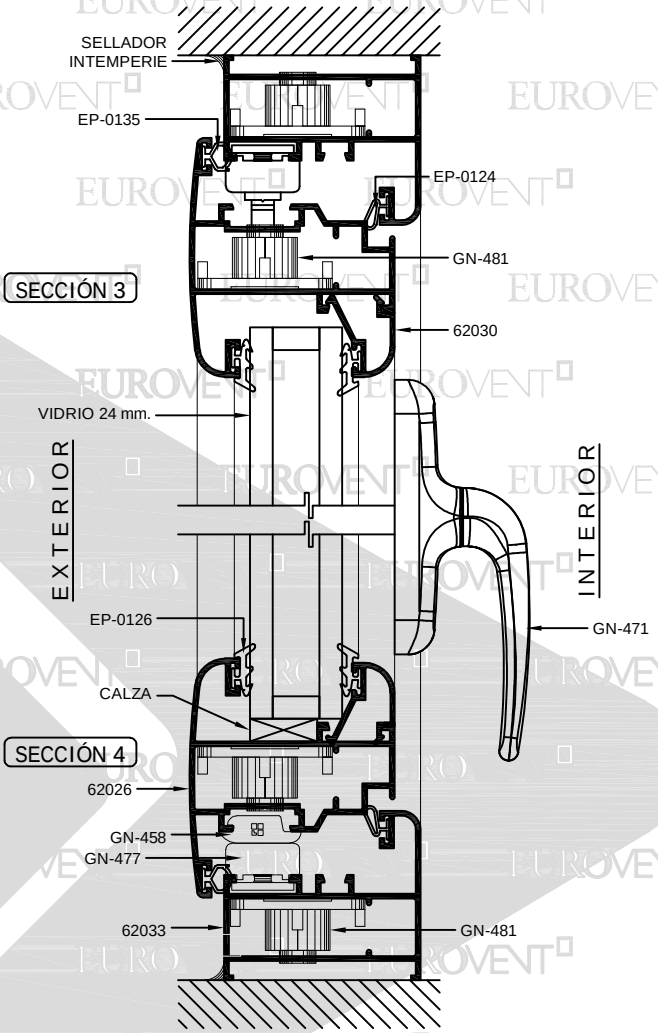

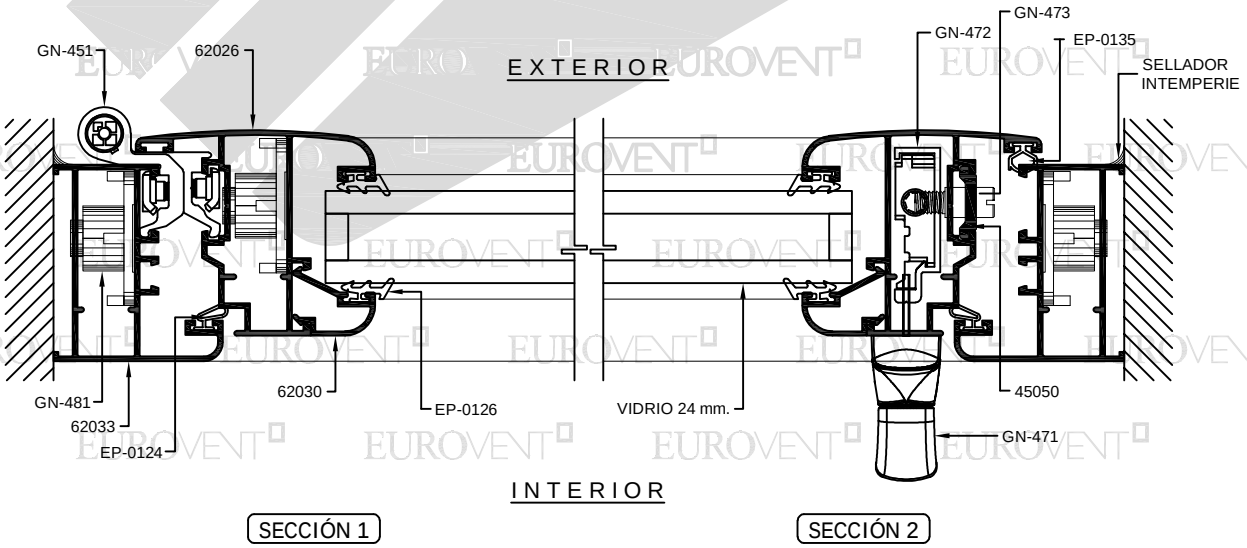

PREMIUM SERIE S45 BATIENTE-PROY-VASI-OB

PDF created with pdfFactory trial version www.pdffactory.com

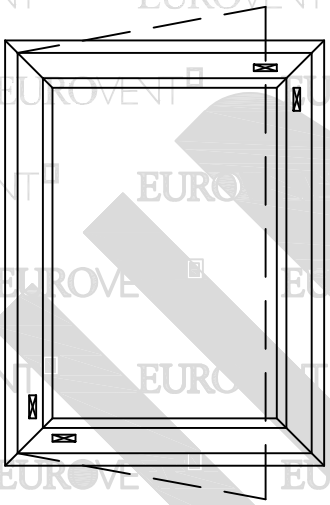

BATIENTE

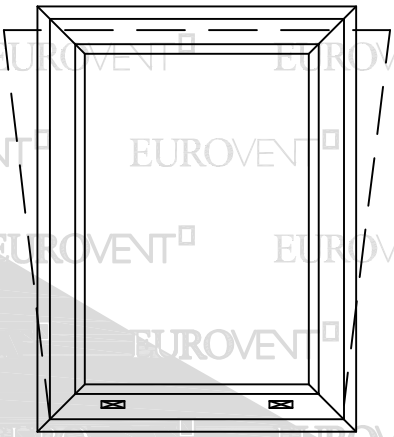

VASISTA

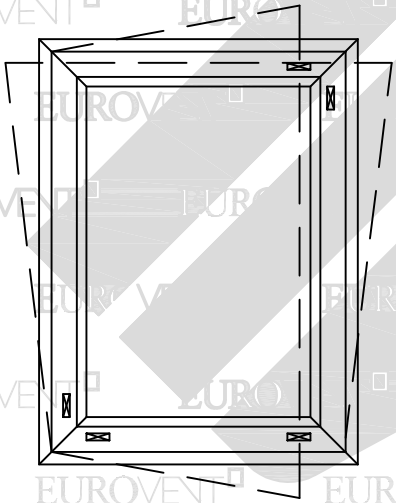

OSCILOBATIENTE

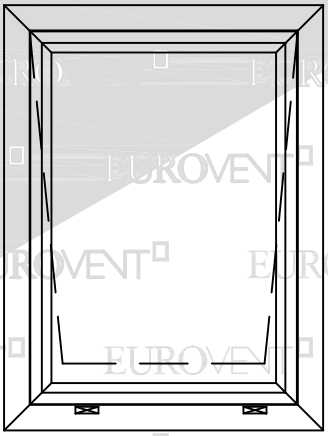

PROYECTABLE

PDF created with pdfFactory trial version www.pdffactory.com

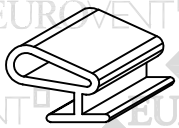

EP-0124
EMPAQUE HONGO DECENTRADO

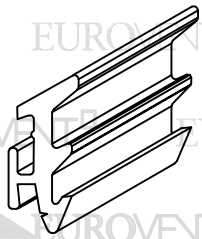

EP-0126
EMPAQUE VIDRIO DE HOJA

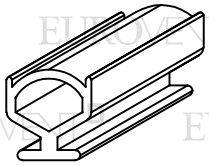

EP-0135
EMPAQUE HONGO DE HOJA

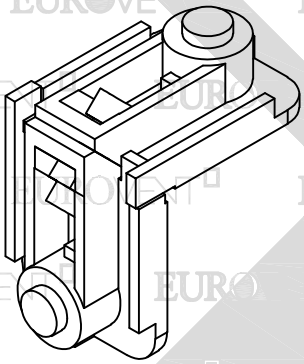

GN-481
ESCUADRA DE BOTÓN 421



GN-618
ESCUADRA DE ALINEACIÓN

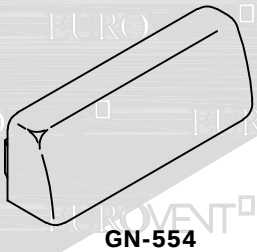

GN-554
TAPA DREN

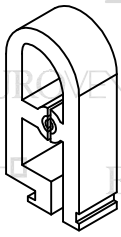

GN-612
CONECTOR 575 BERNINA

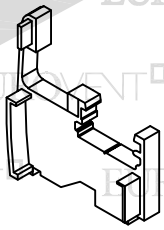

GN-483
TAPON CIEGABATIENTE

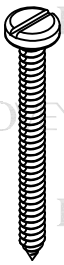

PIJA
#8x1½"

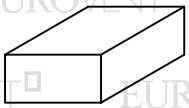

CALZA DE SILICON
$\frac{1}{4}$" X $\frac{3}{8}$"

PDF created with pdfFactory trial version www.pdffactory.com

ACCESORIOS TÍPICOS PARA SOLUCIÓN BATIENTE INTERIOR

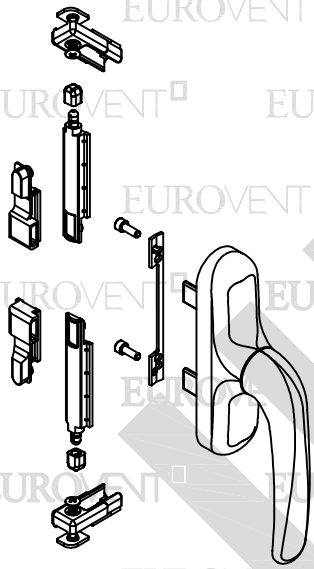

KIT CREMONA PRIMA
GN-450
FUNCIÓN REVERSIBLE

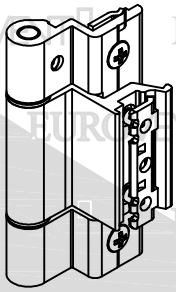

BISAGRA BRIDGE
GN-461
CARACTERÍSTICAS:
CAPACIDAD DE CARGA
CON 2 BISAGRAS 90 KG.
CON 3 BISAGRAS 100 KG.

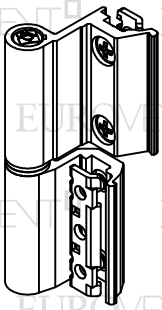

BISAGRA FLASH
GN-451 PREMONTADA DERECHA
CARACTERÍSTICAS:
CAPACIDAD DE CARGA
CON 2 BISAGRAS 75 KG.
CON 3 BISAGRAS 85 KG.
(CONSIDERANDO DIMENSIONES
DE 1000 MM. x 2000 MM.)

POSICIONADOR DE HOJAS
GN-458

COMPAS LIMITADOR
GN-457
CARACTERÍSTICAS:
ABERTURA MINIMA DE 450 MM.

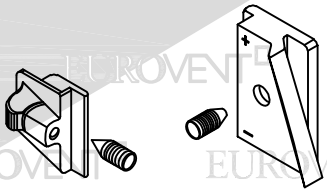

3ER PUNTO DE CIERRE
REGULABLE BT
GN-478

PASADOR HOJA PASIVA
GN-485

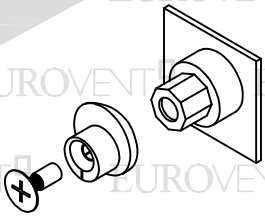

BULÓN DE CIERRE
REGULABLE BT
GN-479



ENCUENTRO PARA
BULÓN REGULABLE
GN-480

PREMIUM
SERIE
S45
BATIENTE-PROY-VASI-OB

PDF created with pdfFactory trial version www.pdffactory.com

ACCESORIOS TÍPICOS PARA SOLUCIÓN BATIENTE EXTERNA

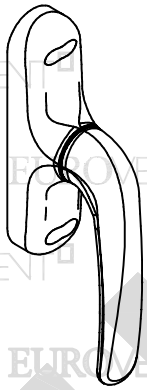

CREMONA ÚNICA
FUNCIÓN REVERSIBLE
GN-471

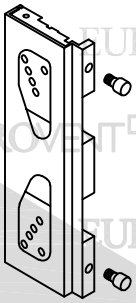

JUEGO APERTURA ÚNICA
GN-472

EJE 18 MM BT
GN-473

POSICIONADOR DE HOJAS
GN-458



3ER PUNTO DE CIERRE
REGULABLE BT
GN-478

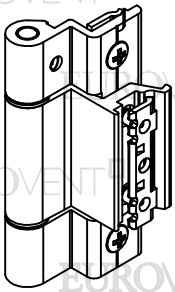

BISAGRA BRIDGE
GN-461
CARACTERÍSTICAS:
CAPACIDAD DE CARGA
CON 2 BISAGRAS 90 KG.
CON 3 BISAGRAS 100 KG.

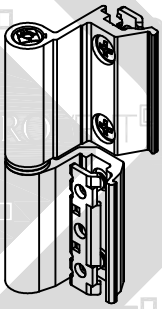

BISAGRA FLASH
GN-451 PREMONTADA DERECHA
CARACTERÍSTICAS:
CAPACIDAD DE CARGA
CON 2 BISAGRAS 75 KG.
CON 3 BISAGRAS 85 KG.
(CONSIDERANDO DIMENSIONES
DE 1000 MM. x 2000 MM.)

COMPÁS LIMITADOR
GN-457
CARACTERÍSTICAS:
ABERTURA MÍNIMA DE 450 MM.

TERMINAL PLETINA
GN-476

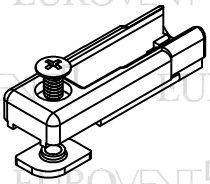

ENCUENTRO DOBLE
GN-477

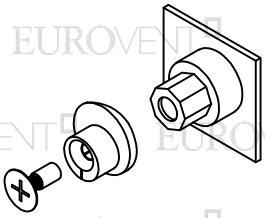

BULÓN DE CIERRE
REGULABLE BT
GN-479

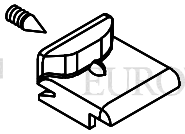

ENCUENTRO PARA
BULÓN REGULABLE
GN-480

PREMIUM
SERIE
S45
BATIENTE-PROY-VASI-OB

PDF created with pdfFactory trial version www.pdffactory.com

ACCESORIOS TÍPICOS PARA SOLUCIÓN VASISTA

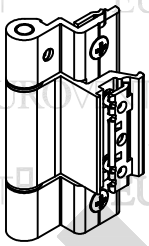

BISAGRA BRIDGE
GN-461
CARACTERÍSTICAS:
CAPACIDAD DE CARGA
CON 2 BISAGRAS 90 KG.
CON 3 BISAGRAS 100 KG.

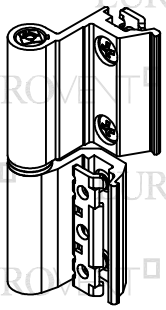

BISAGRA FLASH
GN-451 PREMONTADA DERECHA
CARACTERÍSTICAS:
CAPACIDAD DE CARGA
CON 2 BISAGRAS 75 KG.
CON 3 BISAGRAS 85 KG.
(CONSIDERANDO DIMENSIONES
DE 1000 MM. x 2000 MM.)

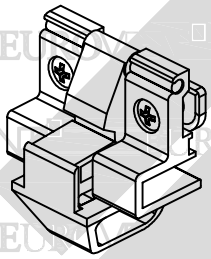

CIERRE GOLPETE CICO
GN-459
CARACTERÍSTICAS:
HASTA 600 MM. DE ANCHO

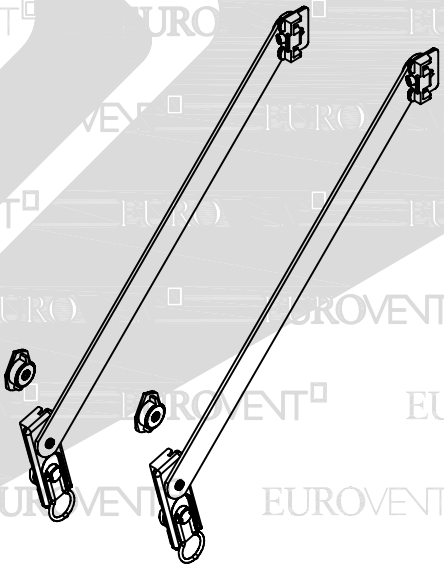

COMPAS ABATIBLE RALLENTY
GN-460
CARACTERÍSTICAS:
ABERTURA MÁXIMA
DE 45° O 450 MM.

PDF created with pdfFactory trial version www.pdffactory.com

ACCESORIOS TÍPICOS PARA SOLUCIÓN PROYECTABLE

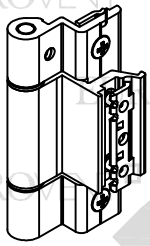

BISAGRA BRIDGE
GN-461
CARACTERÍSTICAS:
CAPACIDAD DE CARGA
CON 2 BISAGRAS 90 KG.
CON 3 BISAGRAS 100 KG.

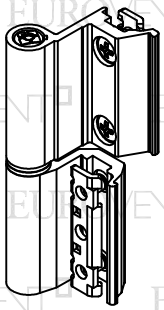

BISAGRA FLASH
GN-451 PREMONTADA DERECHA
CARACTERÍSTICAS:
CAPACIDAD DE CARGA
CON 2 BISAGRAS 75 KG.
CON 3 BISAGRAS 85 KG.
(CONSIDERANDO DIMENSIONES
DE 1000 MM. x 2000 MM.)

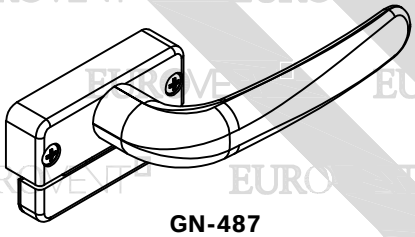

GN-487
MANIJA DE PROYECCIÓN TAVELLINO
FUNCIÓN REVERSIBLE

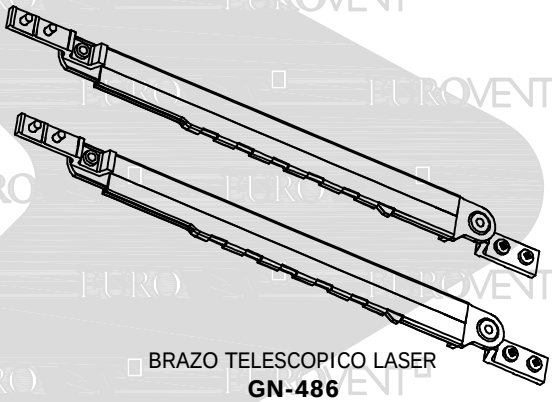

BRAZO TELESCOPICO LASER
GN-486
CARACTERÍSTICAS:
CARGA MÁXIMA DE 80 KG.
(MÍNIMO 500 MM. DE ALTURA)

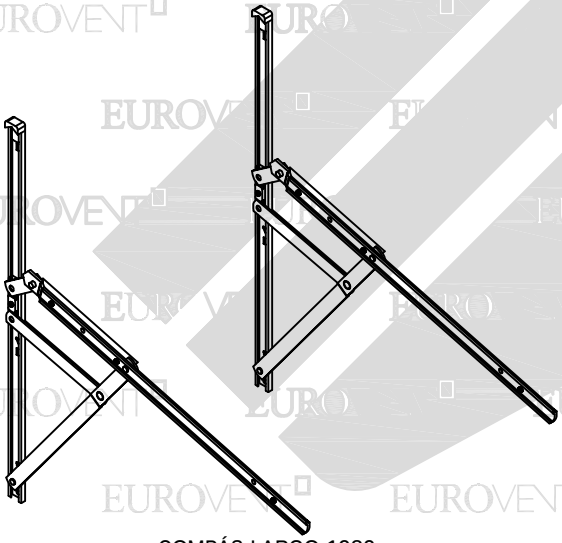

COMPÁS LARGO 1980
GN-488
DIMENCIONES MÁXIMAS:
1000 x 1000 MM.
PESO MÁXIMO:
25 KG. (LA PAREJA)
ALTURA DE LA HOJA:
493 MM. MÍNIMO

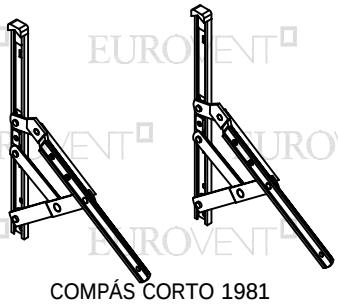

COMPÁS CORTO 1981
GN-489
DIMENCIONES MÁXIMAS:
600 x 600 MM.
PESO MÁXIMO:
25 KG. (LA PAREJA)
ALTURA DE LA HOJA:
290 MM. MÍNIMO

PDF created with pdfFactory trial version www.pdffactory.com

ACCESORIOS TÍPICOS PARA SOLUCIÓN OSCILO BATIENTE

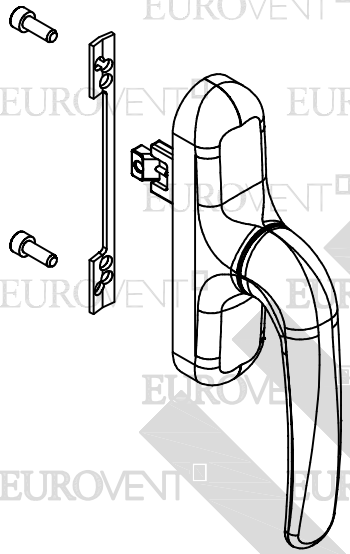

CREMONA OB PRIMA
GN-452
FUNCIÓN REVERSIBLE

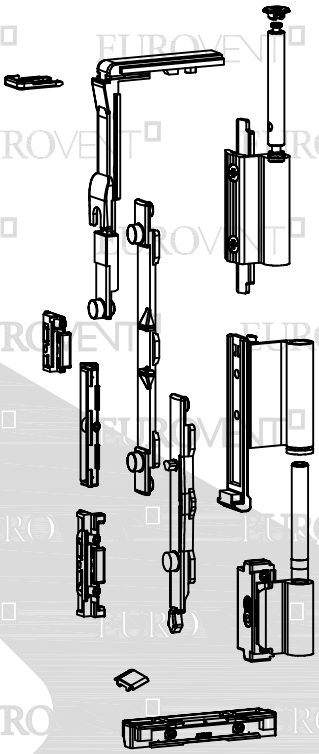

MECANISMO BASE OB FUTURA
GN-453
ANCHO DE LA HOJA:
375 MM. MIN.
1700 MM. MAX.
ALTO DE LA HOJA:
600 MM. MIN.
2400 MM. MAX.
PESO MÁXIMO DE LA HOJA:
80 KG. PARA 1300 MM DE ANCHO
Y 1200 MM. DE ALTO



COMPAS OB FUTURA LARGO
GN-454
CARACTERÍSTICAS:
ANCHO DE HOJA:
550 MM. MIN.
1700 MM. MAX.
REGULACIÓN EN LA CAÍDA DE HOJA
DE -3.5 MM A +1.5 MM

COMPÁS LIMITADOR
GN-457
CARACTERÍSTICAS:
ABERTURA MÍNIMA DE 450 MM.

PDF created with pdfFactory trial version www.pdffactory.com

GN-523

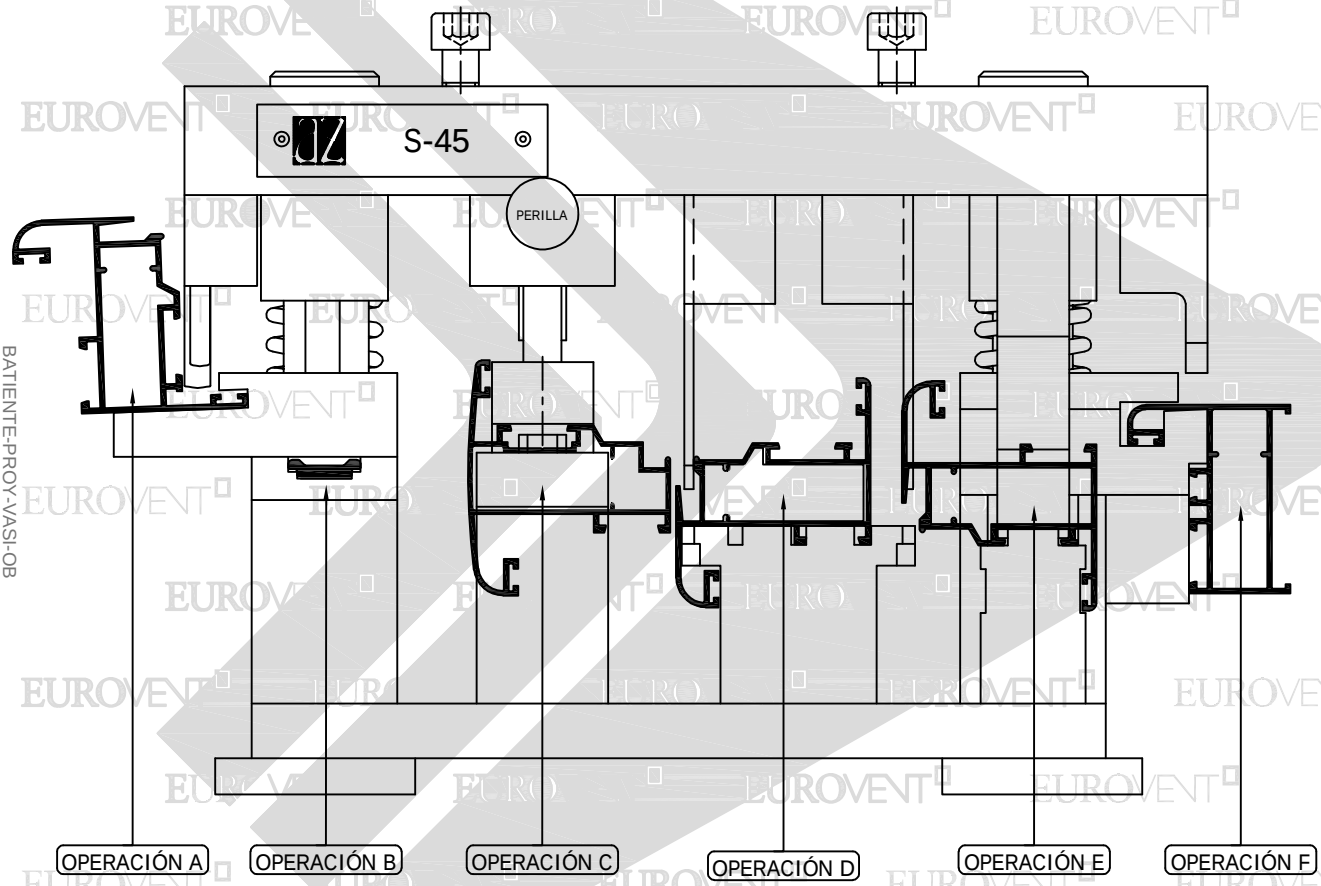

PREMIUM SERIE S45 BATIENTE-PROY-VASI-OB

PARA REALIZAR TODAS LAS OPERACIONES DE TROQUELADO, EL MATERIAL DEBE DE ESTAR CORTADO A MEDIDA DE FABRICACIÓN

PDF created with pdfFactory trial version www.pdffactory.com

OPERACIÓN A

CREMONA
62027 "Z" APERTURA INTERIOR

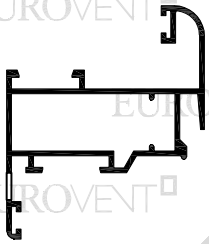

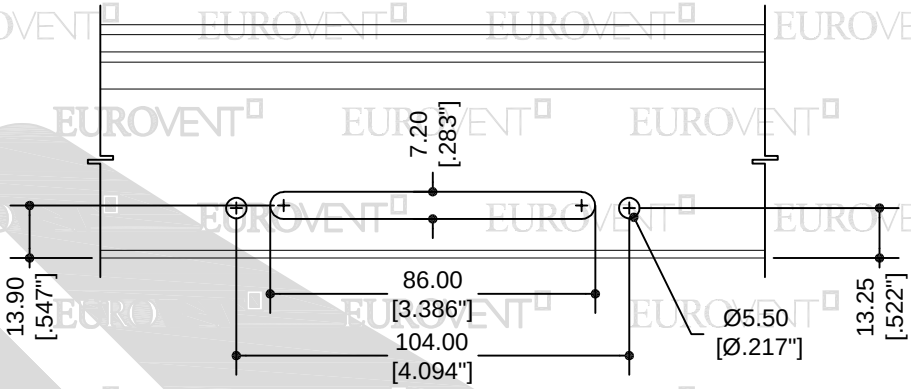

OPERACIÓN B

45050 PLETINA

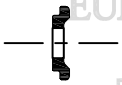

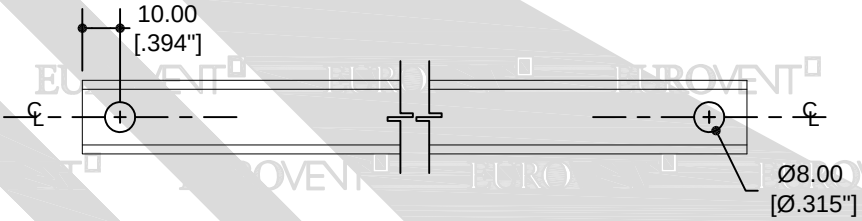

OPERACIÓN C

62026 "T" APERTURA EXTERIOR

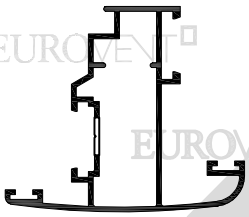

ESCUADRA DE BOTÓN HOR.

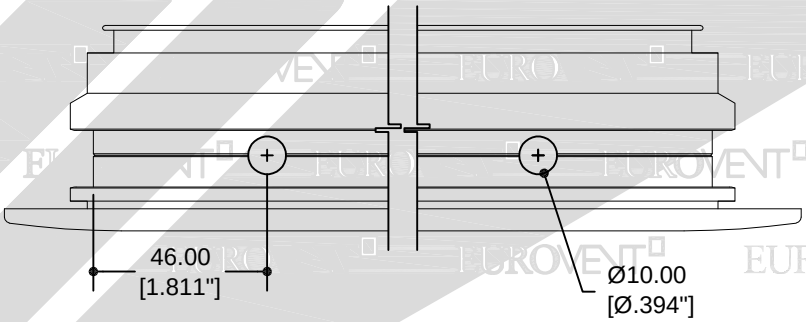

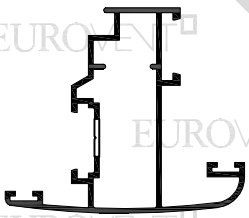

ESCUADRA DE BOTÓN VERT.

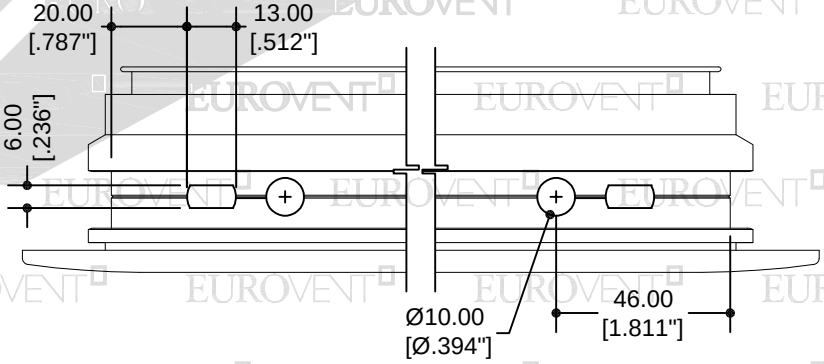

PREMIUM
SERIE
S45
BATIENTE-PROY-VASI-OB

PDF created with pdfFactory trial version www.pdffactory.com

OPERACIÓN C

62027 "Z" APERTURA INTERIOR

PARA REALIZAR LA OPERACIÓN "C" VERTICAL, LA PERILLA DEBE DE ESTAR ADENTRO
PARA REALIZAR LA OPERACIÓN "C" HORIZONTAL, LA PERILLA DEBE DE ESTAR AFUERA

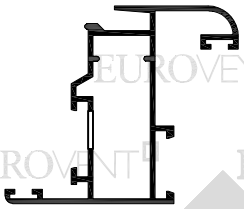

ESCUADRA DE BOTÓN HOR.

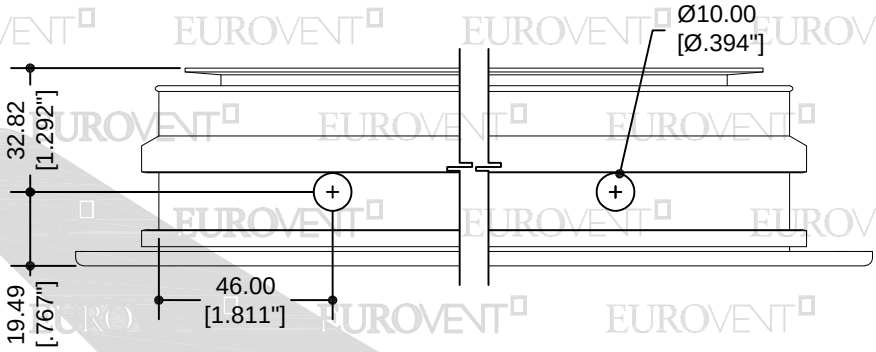

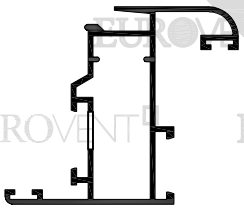

ESCUADRA DE BOTÓN VERT.

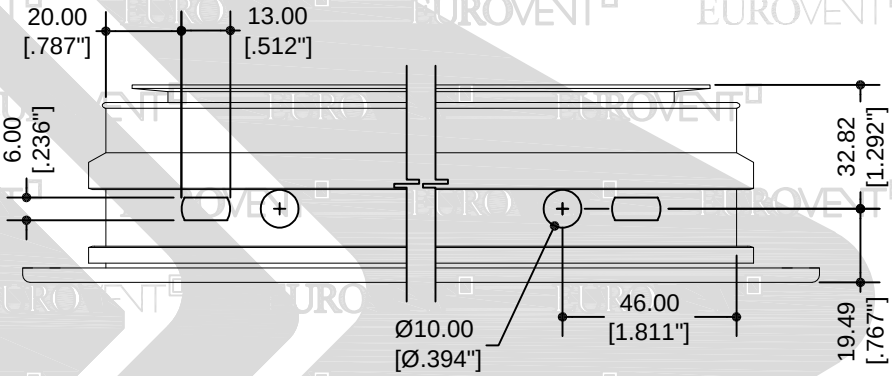

PREMIUM
SERIE
S45
BATIENTE-PROY-VASI-OB

OPERACIÓN C

62033 "L" CONTRAMARCO

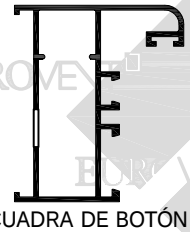

ESCUADRA DE BOTÓN HOR.

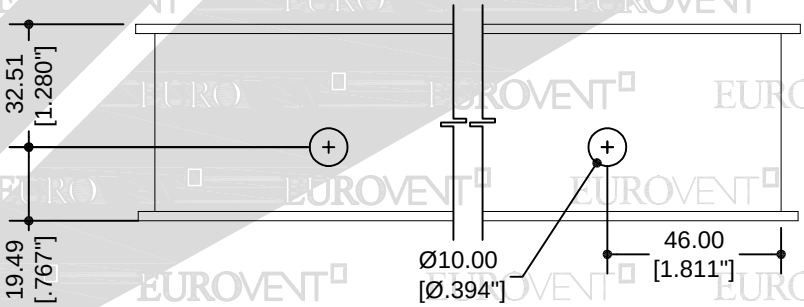

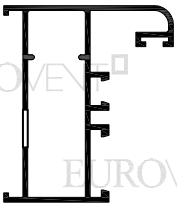

ESCUADRA DE BOTÓN VERT.

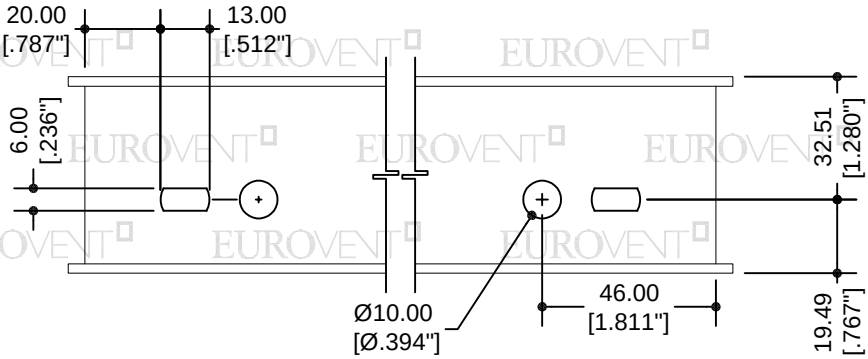

PDF created with pdfFactory trial version www.pdffactory.com

OPERACIÓN D

62027 "Z" APERTURA INTERIOR

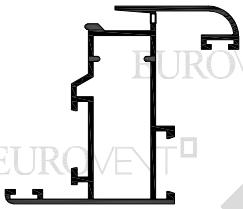

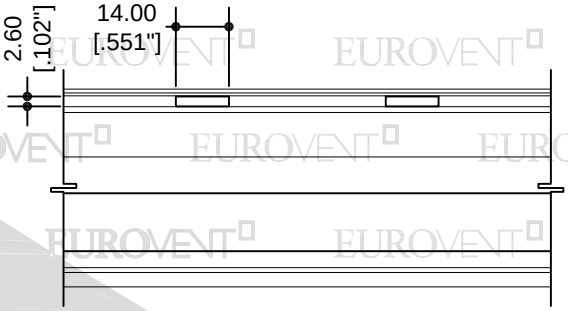

OPERACIÓN E

62026 "T" APERTURA EXTERIOR
62027 "Z" APERTURA INTERIOR

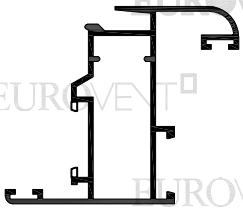

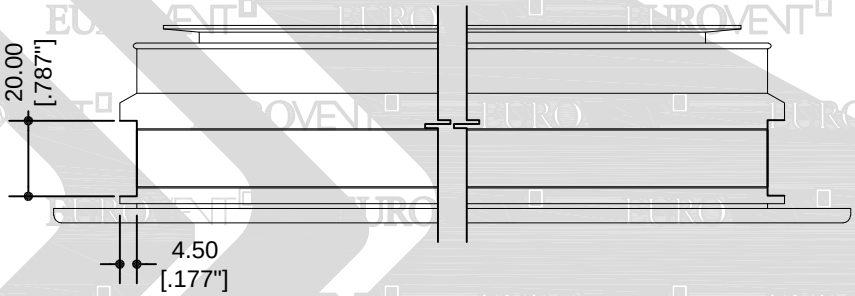

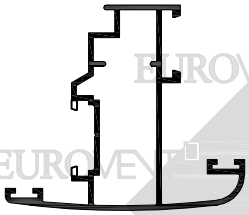

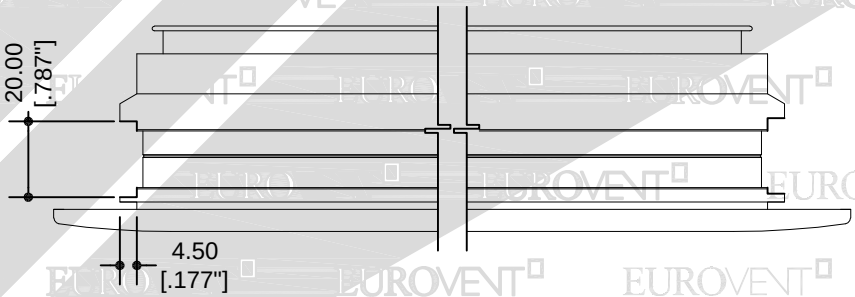

OPERACIÓN F

DRENE TUBULAR
62033 "L" CONTRAMARCO

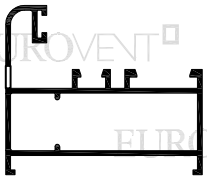

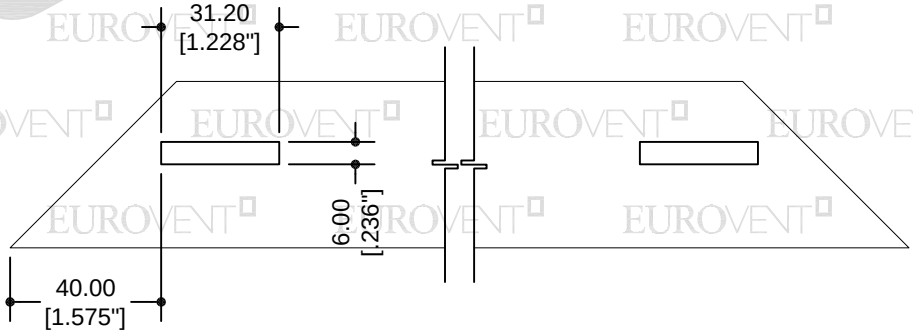

PREMIUM
SERIE
S45
BATIENTE-PROY-VASI-OB

PDF created with pdfFactory trial version www.pdffactory.com

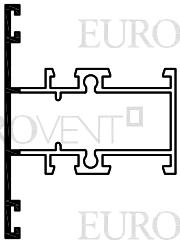

62041 INTERMEDIO CUADRÍCULA
62028 "T" INTERMEDIO

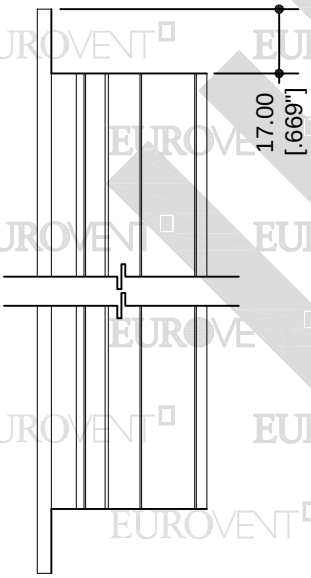

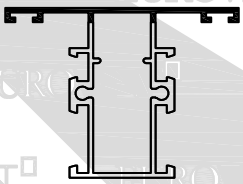

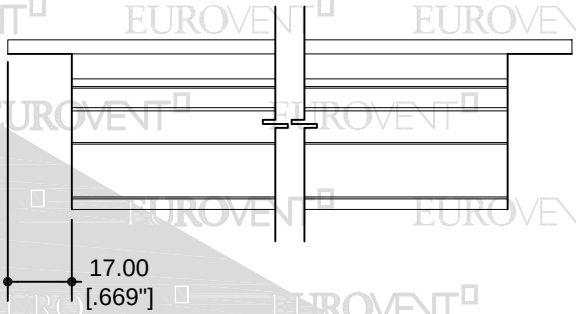

PREMIUM
SERIE
S45
BATIENTE-PROY-VASI-OB

62026 "T" APERTURA EXTERIOR

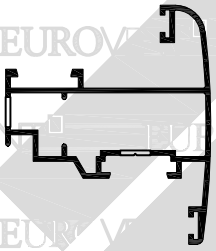

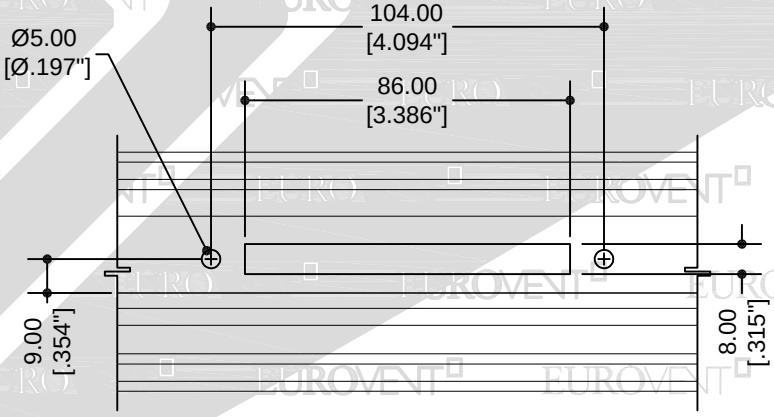

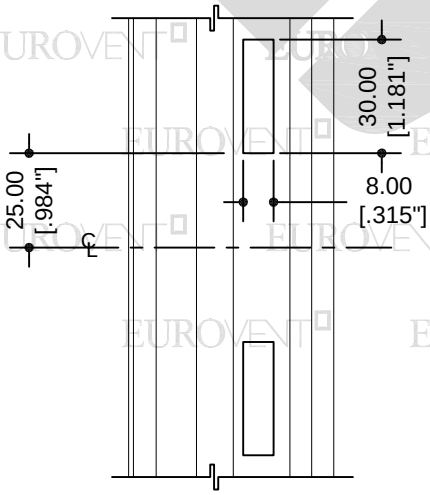

PDF created with pdfFactory trial version www.pdffactory.com

VENTANA SERIE 45 - ISOMETRIA INTERIOR

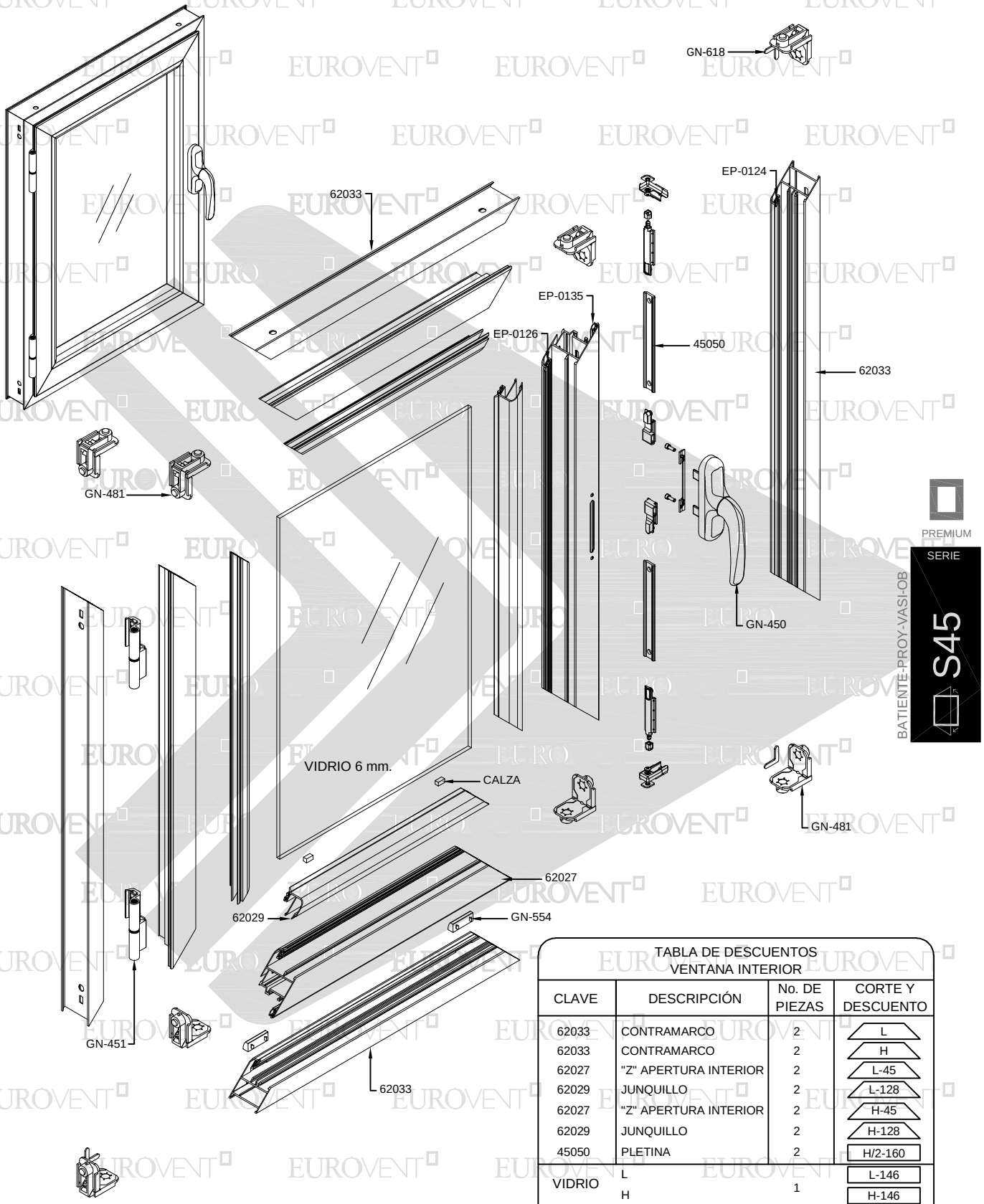

TABLA DE DESCUENTOS VENTANA INTERIOR			
CLAVE	DESCRIPCIÓN	No. DE PIEZAS	CORTE Y DESCUENTO
62033	CONTRAMARCO	2	L
62033	CONTRAMARCO	2	H
62027	"Z" APERTURA INTERIOR	2	L-45
62029	JUNQUILLO	2	L-128
62027	"Z" APERTURA INTERIOR	2	H-45
62029	JUNQUILLO	2	H-128
45050	PLETINA	2	H/2-160
VIDRIO	L	1	L-146
	H		H-146

L= ANCHO DE VENTANA
H= ALTO DE VENTANA

DESCUENTOS EN MM.

PDF created with pdfFactory trial version www.pdffactory.com

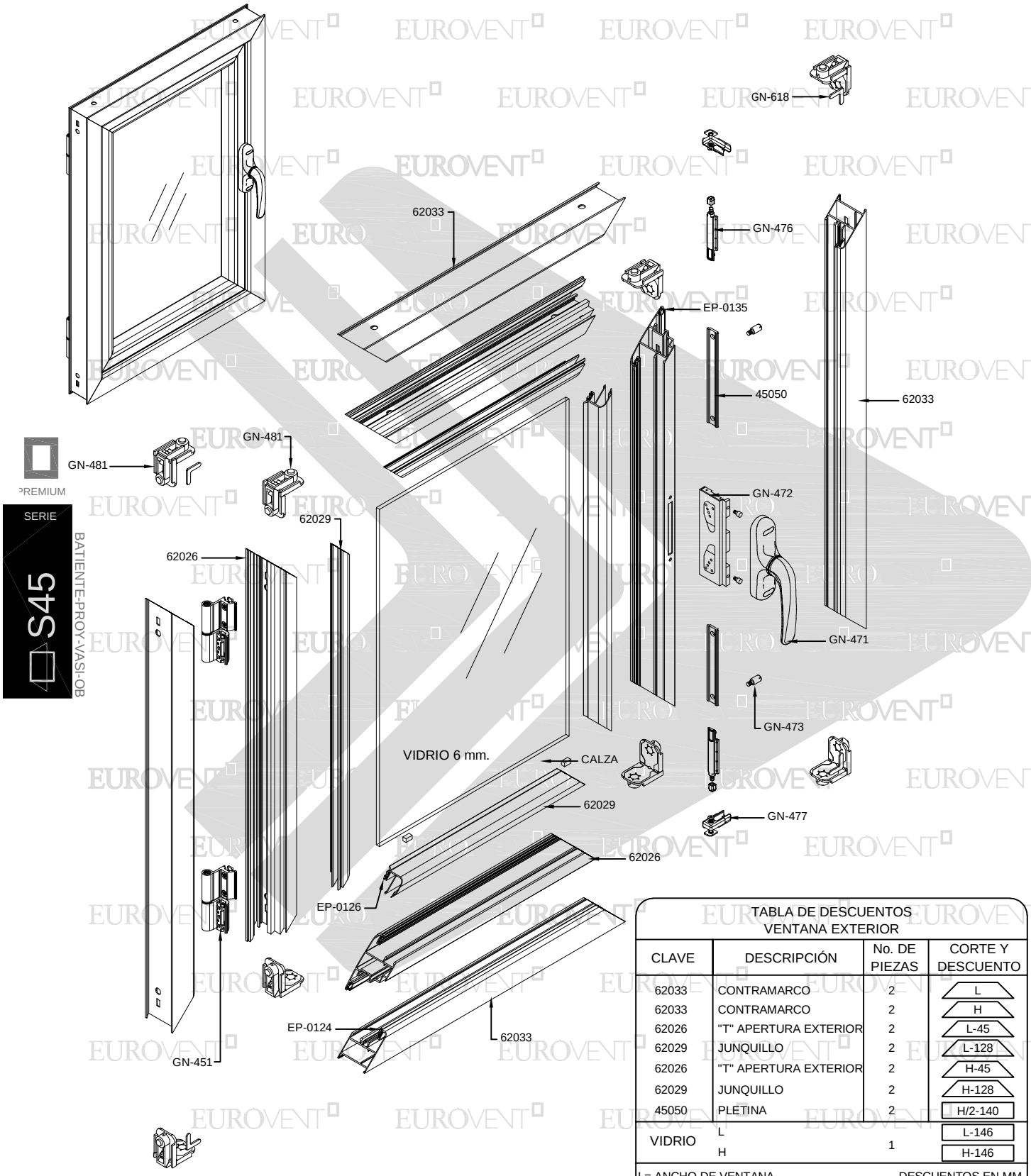

TABLA DE DESCUENTOS VENTANA EXTERIOR			
CLAVE	DESCRIPCIÓN	No. DE PIEZAS	CORTE Y DESCUENTO
62033	CONTRAMARCO	2	L
62033	CONTRAMARCO	2	H
62026	"T" APERTURA EXTERIOR	2	L-45
62029	JUNQUILLO	2	L-128
62026	"T" APERTURA EXTERIOR	2	H-45
62029	JUNQUILLO	2	H-128
45050	PLETINA	2	H/2-140
VIDRIO	L	1	L-146
	H		H-146

L= ANCHO DE VENTANA
H= ALTO DE VENTANA

DESCUENTOS EN MM.

PDF created with pdfFactory trial version www.pdffactory.com

DEFLEXIÓN MAX. L/175
VENTANA BATIENTE APERTURA EXTERNA

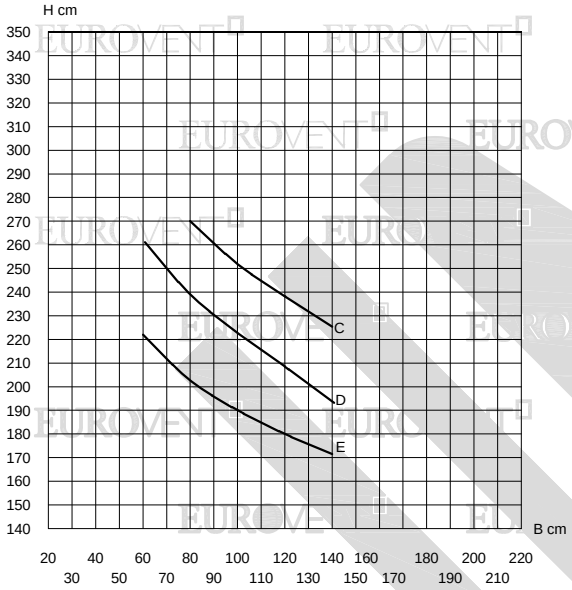

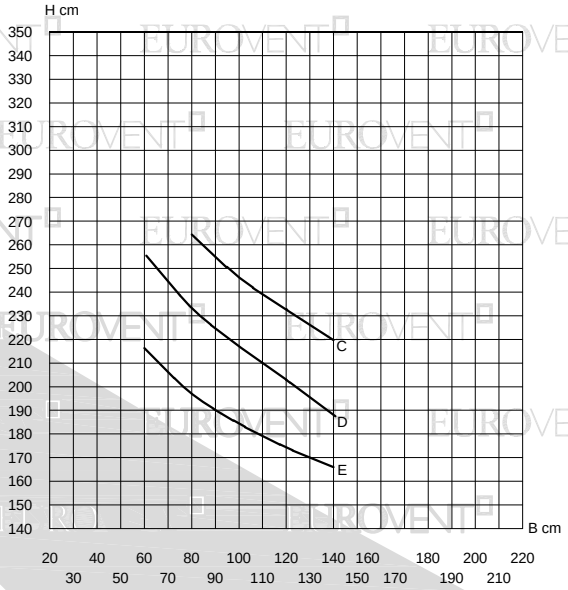

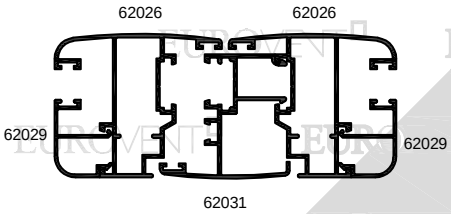

I x-x= 32.34 cm4

LOS LÍMITES DE FABRICACIÓN
PARA LOS PERFILES, SERÁN
LOS QUE SE ENCUENTREN DEBAJO
DE LAS CURVAS GRAFICADAS.

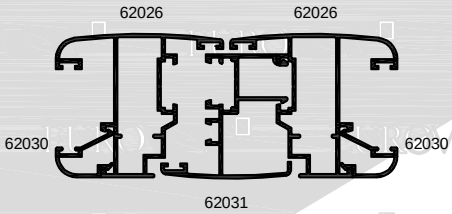

I x-x= 30.94 cm4

ALEACIÓN: 6063
TEMPLE: 5

PREMIUM
SERIE
S45
BATIENTE-PROY-VASI-OB

Valores de presión por velocidad de viento

Curvas	Presión del diseño	Velocidad de viento	Zona
C	65 Kg/m^2	120 Km/h	Centro de grandes ciudades, Barrios Residenciales, Campo Abierto
D	110 Kg/m^2	160 Km/h	Zona Costera
E	165 Kg/m^2	200 Km/h	Zona Huracanes

LOS LÍMITES DE UN CANCEL VAN EN FUNCIÓN DE LA COMBINACIÓN DE RESISTENCIA DEL PERFIL DE ALUMINIO, EL VIDRIO Y LOS ACCESORIOS QUE LO INTEGRAN.

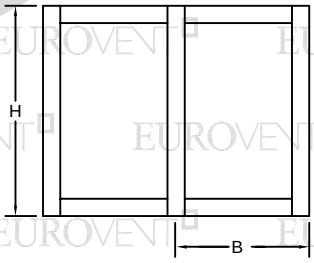

VERIFICAR QUE LA DEFLEXIÓN DEL PERFIL SEA COMPATIBLE CON EL VIDRIO UTILIZADO.

PDF created with pdfFactory trial version www.pdffactory.com

DEFLEXIÓN MAX. L/175
VENTANA BATIENTE APERTURA INTERNA

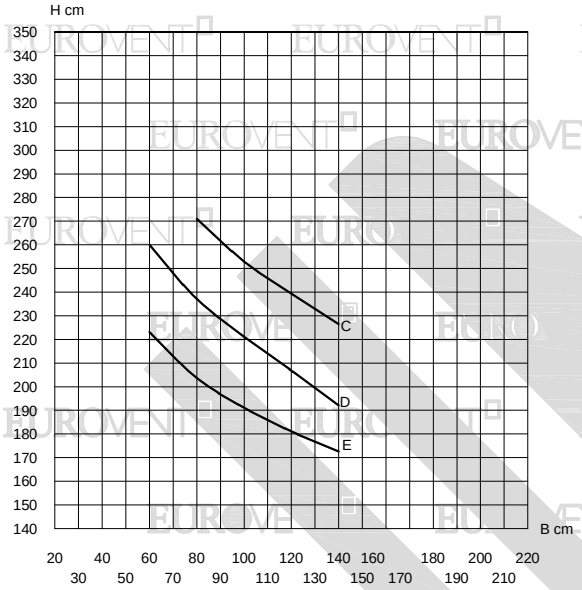

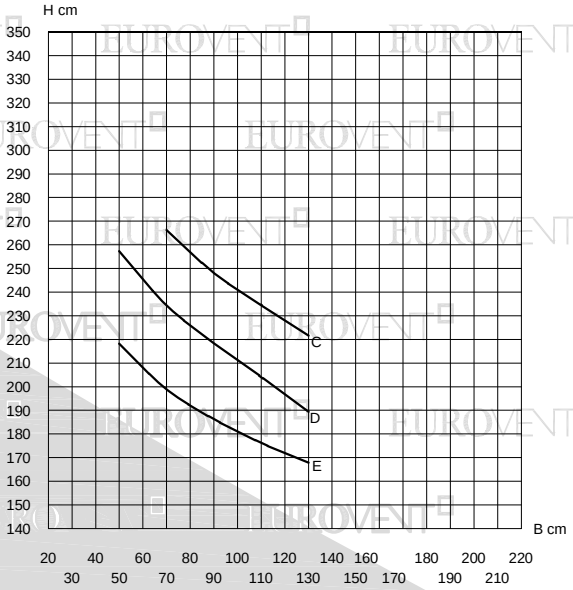

PREMIUM
SERIE
S45
BATIENTE-PROY-VASI-OB

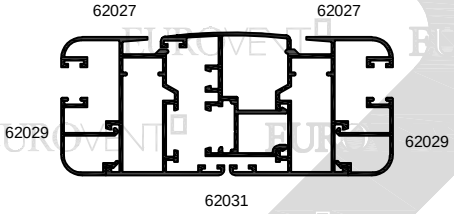

I x-x= 32.74 cm4

LOS LÍMITES DE FABRICACIÓN PARA LOS PERFILES, SERÁN LOS QUE SE ENCUENTREN DEBAJO DE LAS CURVAS GRAFICADAS.

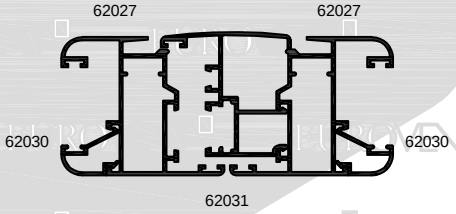

I x-x= 31.33 cm4

ALEACIÓN: 6063
TEMPLE: 5

Valores de presión por velocidad de viento

Curvas	Presión del diseño	Velocidad de viento	Zona
C	65 Kg/m^2	120 Km/h	Centro de grandes ciudades, Barrios Residenciales, Campo Abierto
D	110 Kg/m^2	160 Km/h	Zona Costera
E	165 Kg/m^2	200 Km/h	Zona Huracanes

LOS LÍMITES DE UN CANCEL VAN EN FUNCIÓN DE LA COMBINACIÓN DE RESISTENCIA DEL PERFIL DE ALUMINIO, EL VIDRIO Y LOS ACCESORIOS QUE LO INTEGRAN.

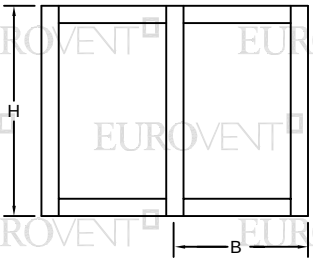

VERIFICAR QUE LA DEFLEXIÓN DEL PERFIL SEA COMPATIBLE CON EL VIDRIO UTILIZADO.

PDF created with pdfFactory trial version www.pdffactory.com

DEFLEXIÓN MAX. L/175
VENTANA BATIENTE APERTURA EXTERNA

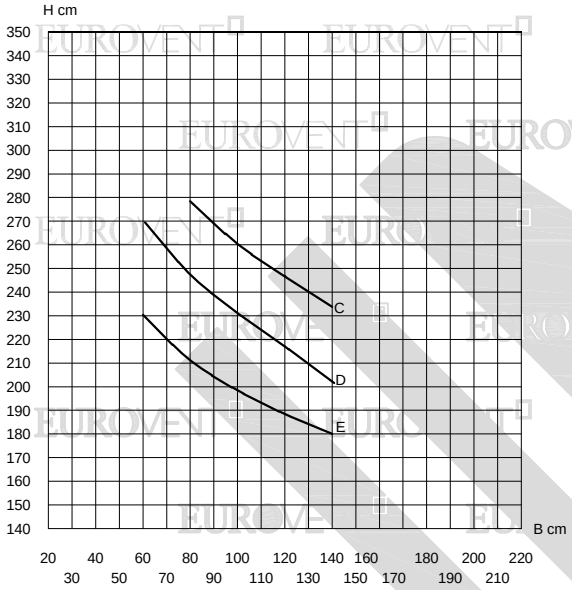

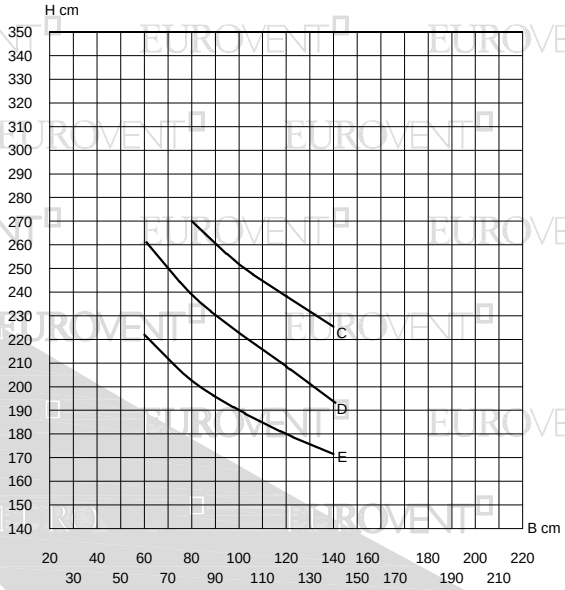

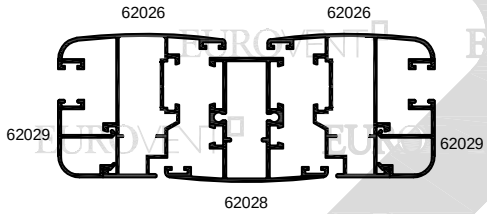

I x-x= 33.37 cm4

LOS LÍMITES DE FABRICACIÓN PARA LOS PERFILES, SERÁN LOS QUE SE ENCUENTREN DEBAJO DE LAS CURVAS GRAFICADAS.

ALEACIÓN: 6063
TEMPLE: 5

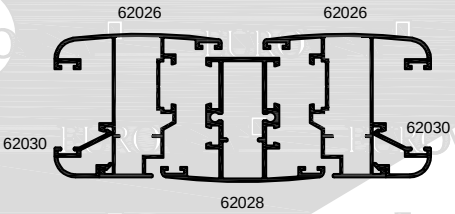

I x-x= 31.97 cm4

PREMIUM SERIE S45 BATIENTE-PROY-VASI-OB

Valores de presión por velocidad de viento

Curvas	Presión del diseño	Velocidad de viento	Zona
C	65 Kg/m^2	120 Km/h	Centro de grandes ciudades, Barrios Residenciales, Campo Abierto
D	110 Kg/m^2	160 Km/h	Zona Costera
E	165 Kg/m^2	200 Km/h	Zona Huracanes

LOS LÍMITES DE UN CANCEL VAN EN FUNCIÓN DE LA COMBINACIÓN DE RESISTENCIA DEL PERFIL DE ALUMINIO, EL VIDRIO Y LOS ACCESORIOS QUE LO INTEGRAN.

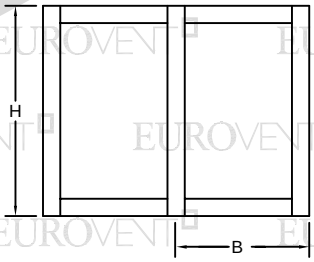

VERIFICAR QUE LA DEFLEXIÓN DEL PERFIL SEA COMPATIBLE CON EL VIDRIO UTILIZADO.

PDF created with pdfFactory trial version www.pdffactory.com

DEFLEXIÓN MAX. L/175
VENTANA BATIENTE APERTURA INTERNA

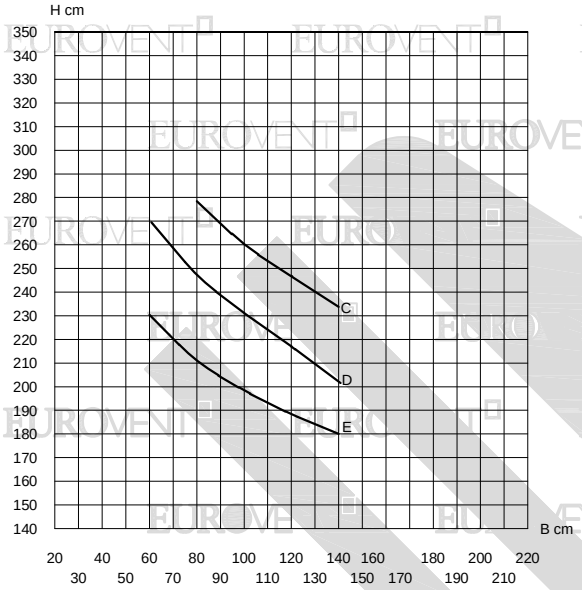

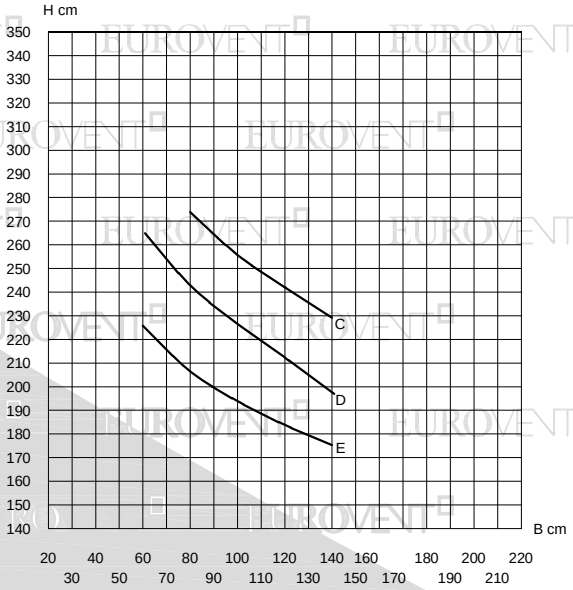

PREMIUM
SERIE
S45
BATIENTE-PROY-VASI-OB

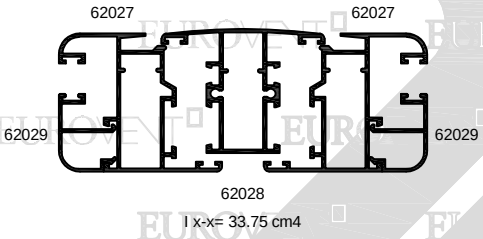

LOS LÍMITES DE FABRICACIÓN PARA LOS PERFILES, SERÁN LOS QUE SE ENCUENTREN DEBAJO DE LAS CURVAS GRAFICADAS.

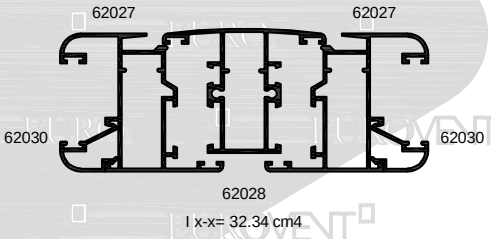

ALEACIÓN: 6063
TEMPLE: 5

Valores de presión por velocidad de viento

Curvas	Presión del diseño	Velocidad de viento	Zona
C	65 Kg/m^2	120 Km/h	Centro de grandes ciudades, Barrios Residenciales, Campo Abierto
D	110 Kg/m^2	160 Km/h	Zona Costera
E	165 Kg/m^2	200 Km/h	Zona Huracanes

LOS LÍMITES DE UN CANCEL VAN EN FUNCIÓN DE LA COMBINACIÓN DE RESISTENCIA DEL PERFIL DE ALUMINIO, EL VIDRIO Y LOS ACCESORIOS QUE LO INTEGRAN.

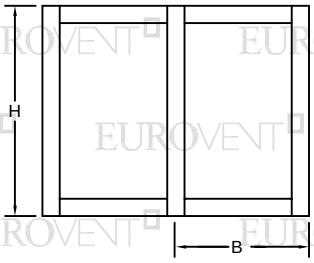

VERIFICAR QUE LA DEFLEXIÓN DEL PERFIL SEA COMPATIBLE CON EL VIDRIO UTILIZADO.

PDF created with pdfFactory trial version www.pdffactory.com

PARÁMETROS MÍNIMOS Y MÁXIMOS DE FABRICACIÓN.

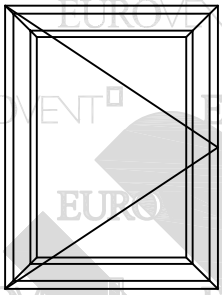

BATIENTE

V-45
MÍNIMO 0.45 x 0.55
MÁXIMO 1.00 x 2.00

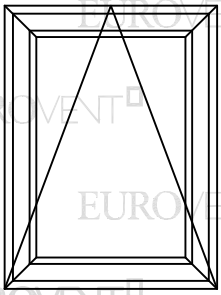

VASISTA

V-45
MÍNIMO 0.35 x 0.35
MÁXIMO 0.70 x 0.70



OSCILOBATIENTE

V-45
MÍNIMO 0.55 x 0.55
MÁXIMO 1.00 x 2.40

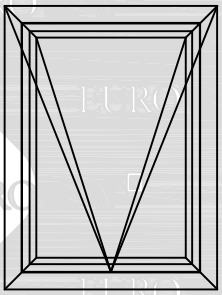

PROYECTABLE

V-45
MÍNIMO 0.30 x 0.50
MÁXIMO 1.00 x 1.50

PREMIUM
SERIE
S45
BATIENTE-PROY-VASI-OB

ALUMINIO					
CLAVE	DESCRIPCIÓN	PIEZAS X ATADO	LARGO STD. MTS.	PERÍMETRO ANOD. CM.	PERÍMETRO PUL. CM.
45050	PLETINA	24	6.10	4.73	-
62026	"T" APERTURA EXTERIOR	4	6.10	35.53	9.58
62027	"Z" APERTURA INTERIOR	4	6.10	36.11	8.06
62028	INTERMEDIO FIJO	4	6.10	32.99	9.60
62029	JUNQUILLO 6mm.	12	6.10	17.60	4.26
62030	JUNQUILLO 24mm.	16	6.10	12.44	2.49
62031	INTERMEDIO MÓVIL	12	6.10	37.70	5.78
62032	CONVERTIDOR	12	6.10	25.80	4.62
62033	"L" CONTRAMARCO	4	6.10	30.03	8.09
62041	INTERMEDIO CUADRÍCULA	4	6.10	32.57	9.60

PDF created with pdfFactory trial version www.pdffactory.com

EUROVENT

CUPRUM

PDF created with pdfFactory Pro trial version www.pdffactory.com

EUROVENT PREMIUM

CUPRUM

PUERTA SERIE 45 CE
PUERTA SERIE 45

CALIDAD

HERMETICIDAD

ESTÉTICA

FUNCIONALIDAD

LUJO

DISEÑO

DURABILIDAD

SEGURIDAD

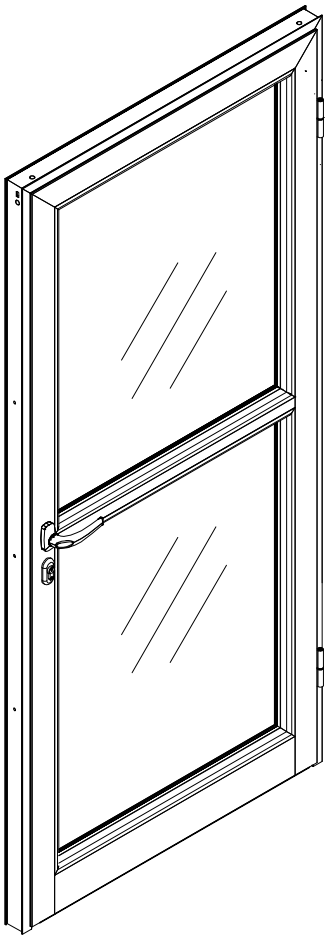

Puertas

PDF created with pdfFactory Pro trial version www.pdffactory.com

EUROVENT

CUPRUM

PDF created with pdfFactory Pro trial version www.pdffactory.com

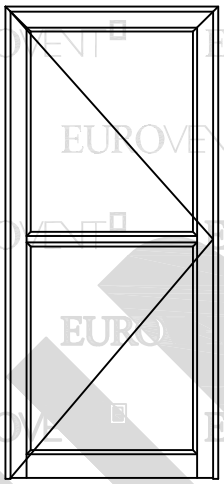

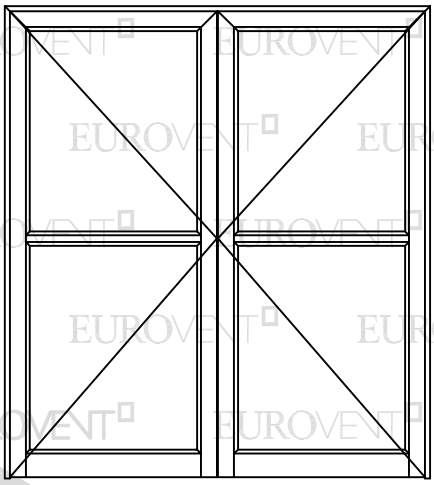

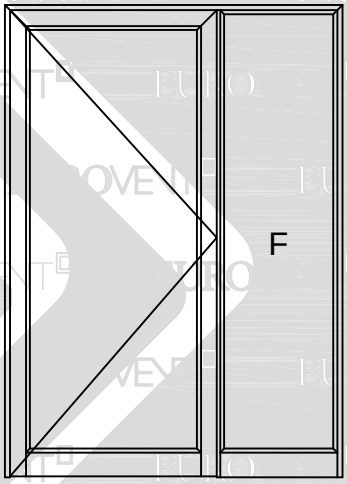



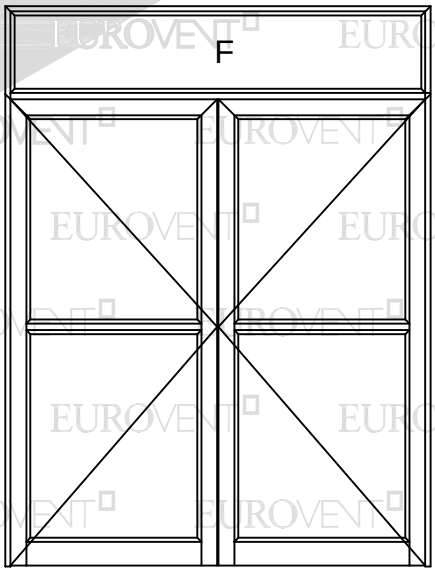

PDF created with pdfFactory trial version www.pdffactory.com

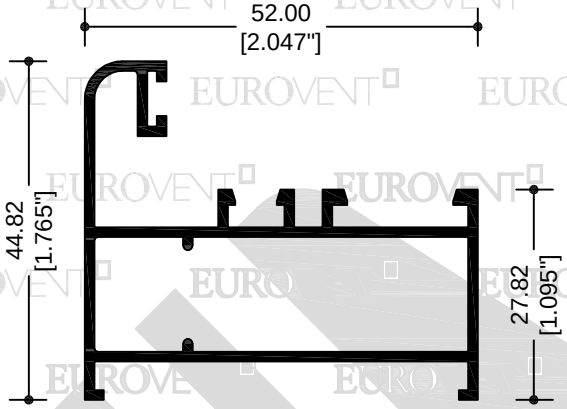

62033
"L" CONTRAMARCO

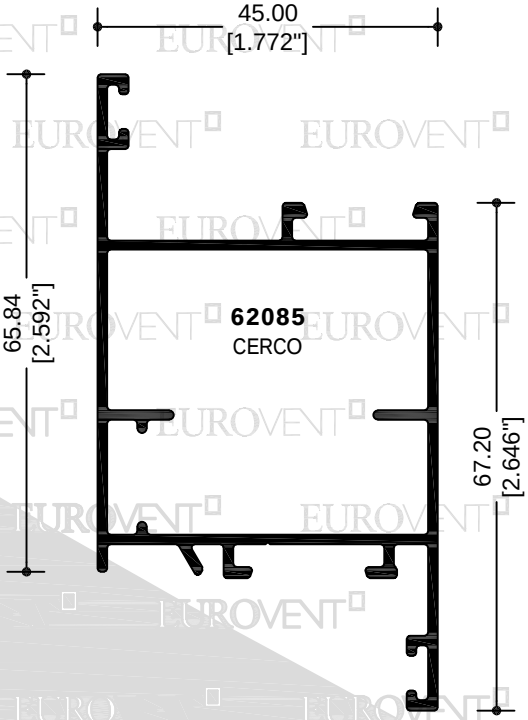

62085
CERCO

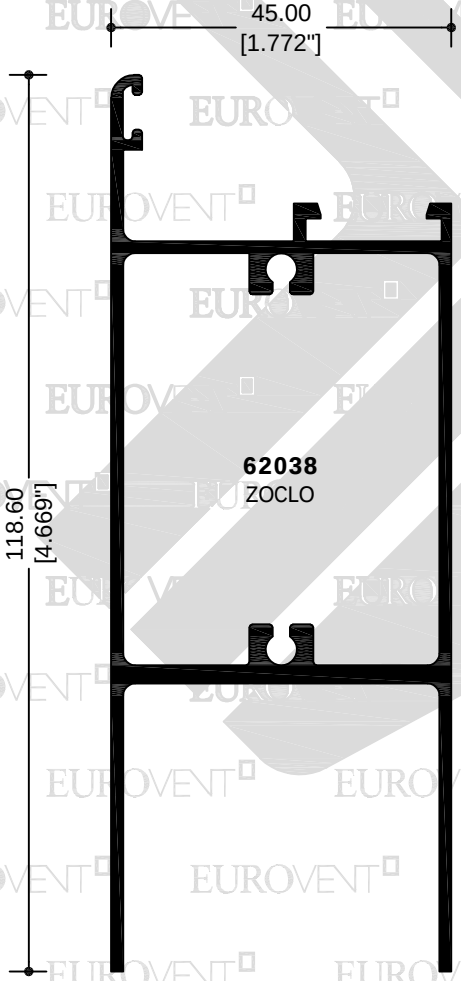

62038
ZOCLO

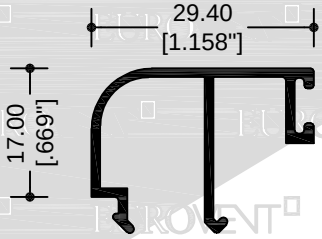

62029
JUNQUILLO 6mm.

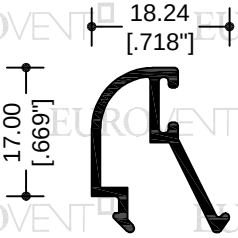

62030
JUNQUILLO 24mm.

PDF created with pdfFactory trial version www.pdffactory.com

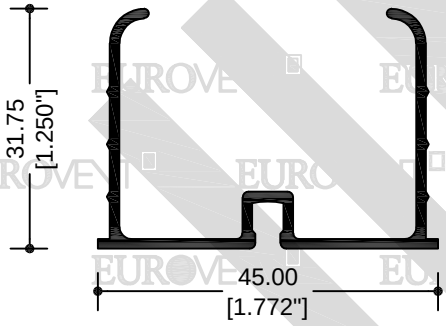

62040
SELLO DE HERMETICIDAD

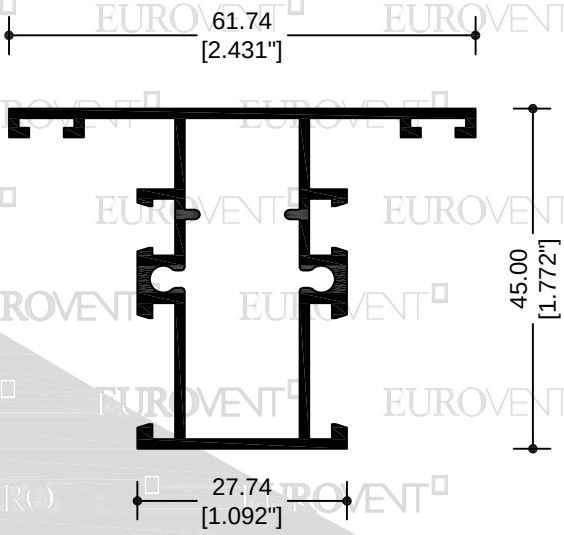

62041
INTERMEDIO CUADRÍCULA

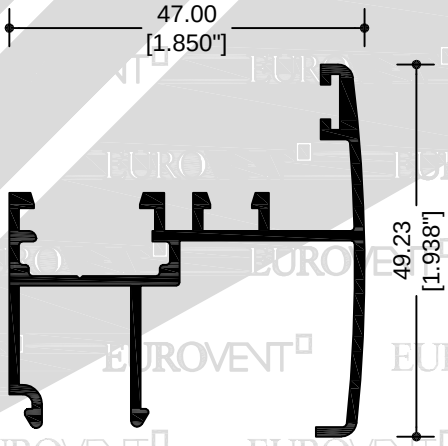

62031
INTERMEDIO MÓVIL

PREMIUM
SERIE
S45
BATIENTE

PDF created with pdfFactory trial version www.pdffactory.com

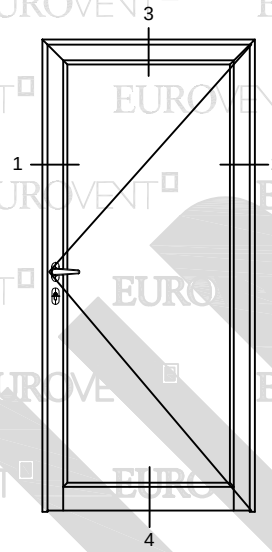

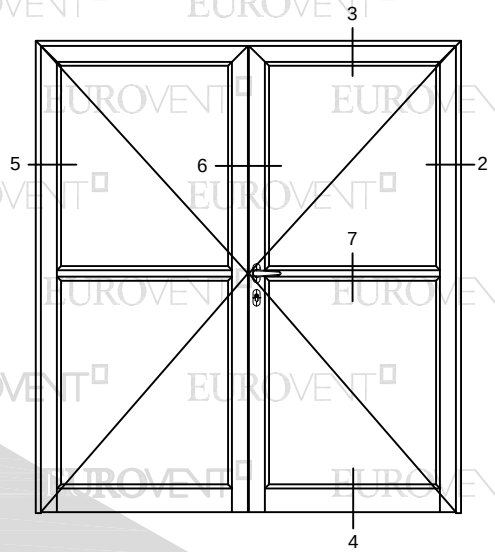

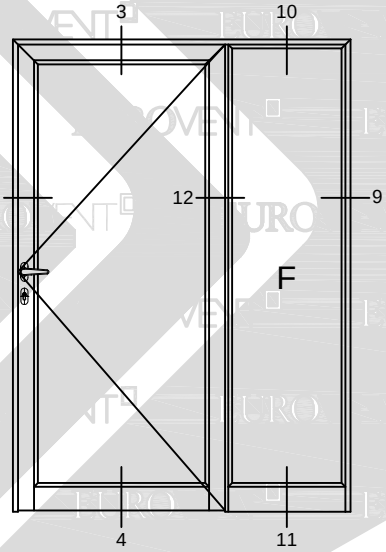

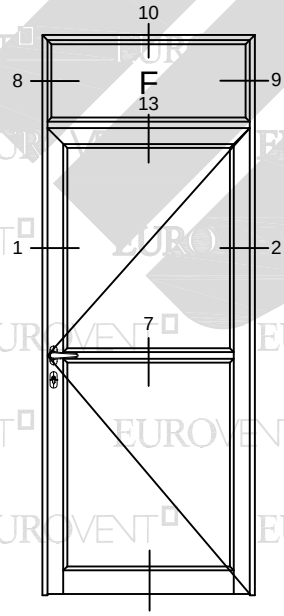

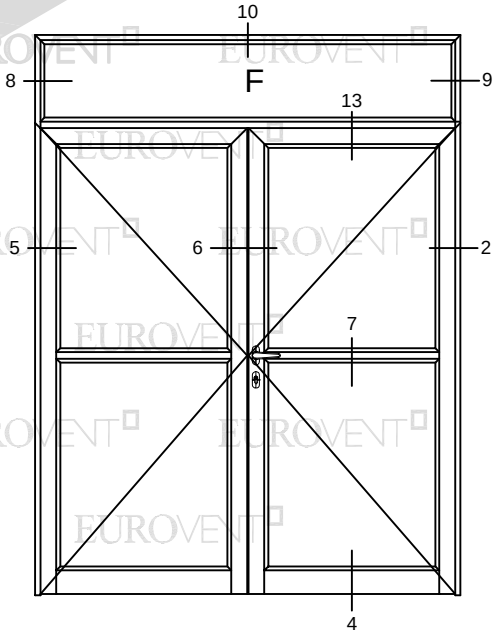

PDF created with pdfFactory trial version www.pdffactory.com

EXTERIOR

SECCIÓN 1

SELLADOR INTEMPERIE
GN-618
62085
EP-0126
GN-481
EP-0135
GN-618
CERRADURA CVL 184/6R
CALZA
MANILLA GEMINIS CVL

SECCIÓN 2

VIDRIO 6 mm.
EP-0124
62033
62029
62085
GN-481
GN-451

INTERIOR

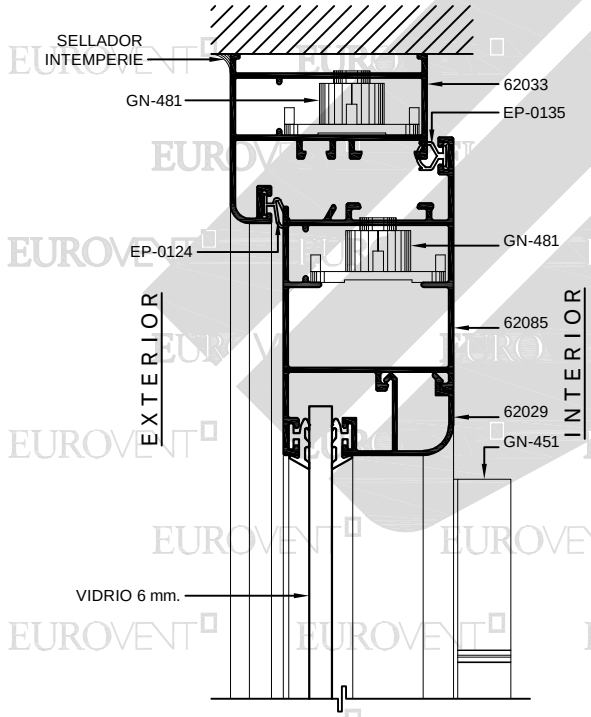

SECCIÓN 3

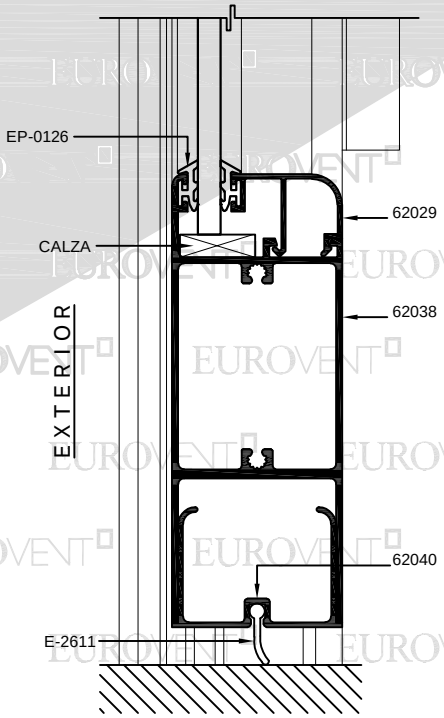

SECCIÓN 4

PDF created with pdfFactory trial version www.pdffactory.com

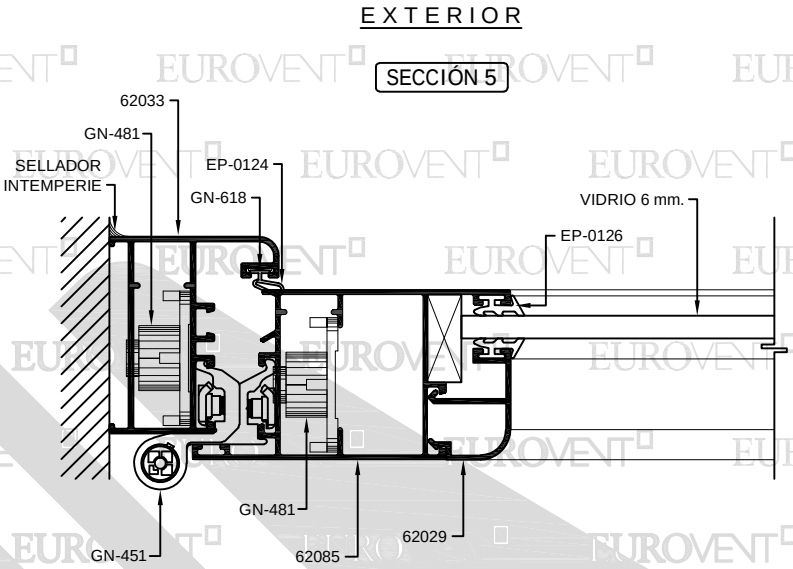

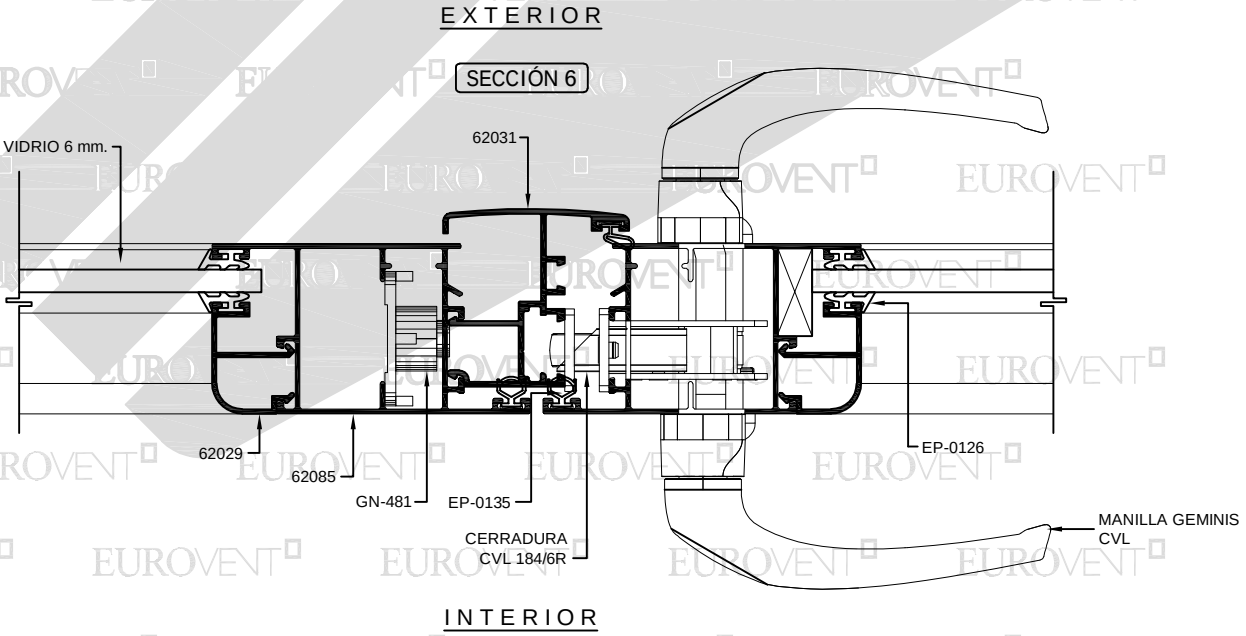

PREMIUM
SERIE
S45
BATIENTE

PDF created with pdfFactory trial version www.pdffactory.com

SECCIÓN 7

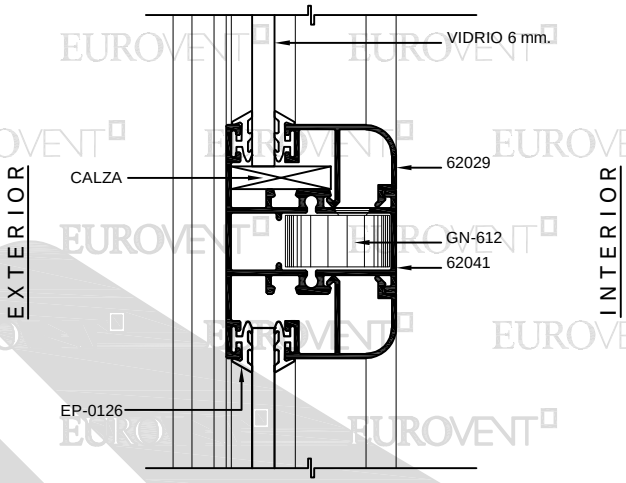

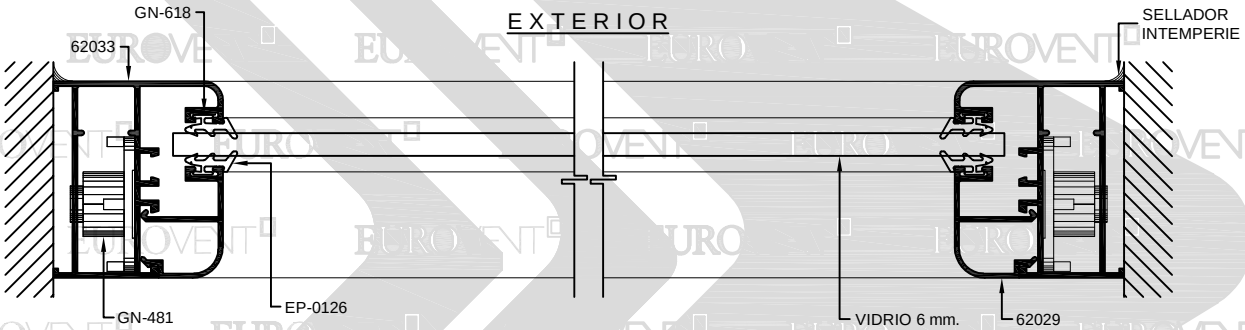

SECCIÓN 8

SECCIÓN 9

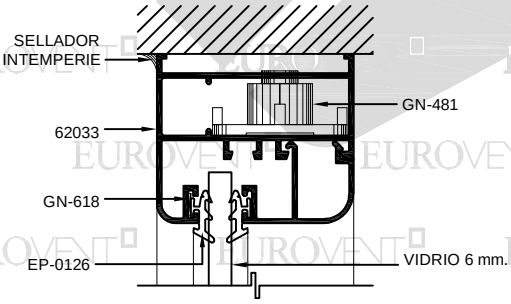

SECCIÓN 10

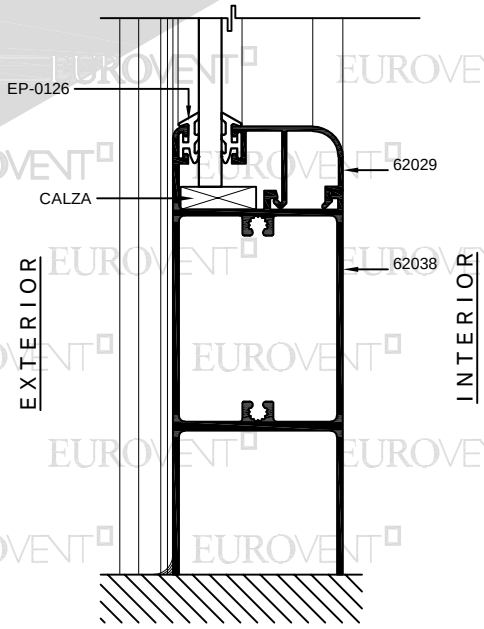

PDF created with pdfFactory trial version www.pdffactory.com

EXTERIOR

SECCIÓN 12

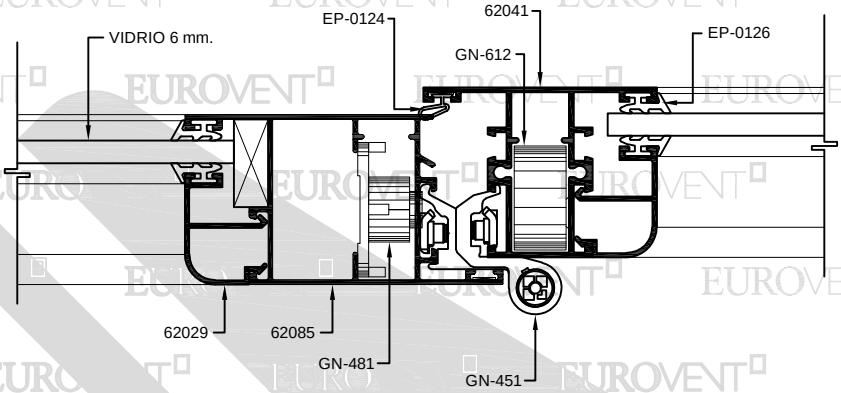

PREMIUM

SERIE

S45

BATIENTE

INTERIOR

SECCIÓN 13

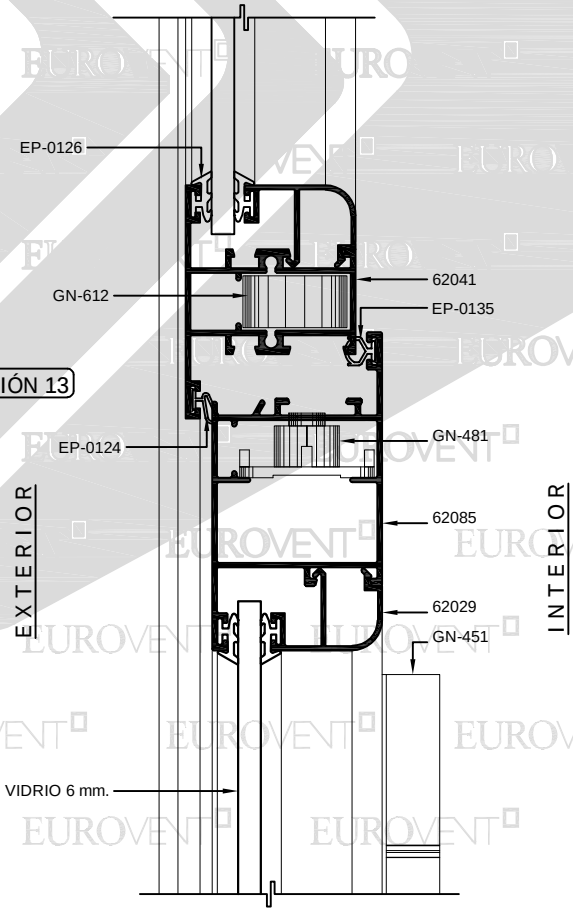

PDF created with pdfFactory trial version www.pdffactory.com

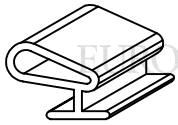

EP-0124
EMPAQUE HONGO DECENTRADO

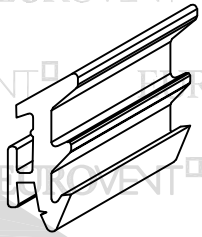

EP-0126
EMPAQUE VIDRIO DE HOJA

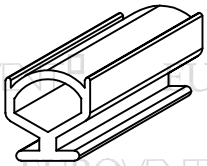

EP-0135
EMPAQUE HONGO DE HOJA

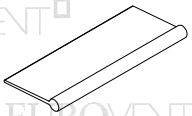

E-2611
EMPAQUE ALETA

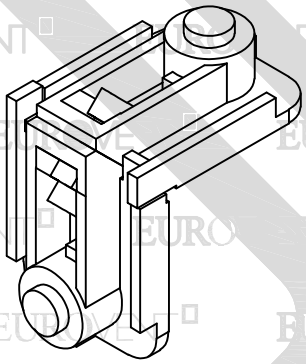

GN-481
ESCUADRA BOTÓN 421

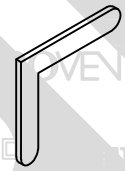

GN-618
ESCUADRA DE ALINEACIÓN

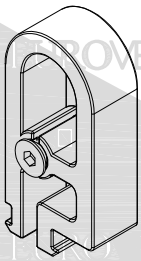

GN-612
CONECTOR 575 BERNINA

GN-102
TAPÓN CUBRE PIJA

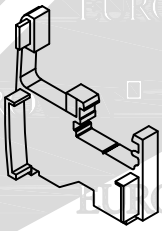

GN-483
TAPON CIEGABATIENTE

PIJA
#8x1½"

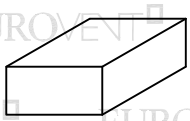

CALZA DE SILICON
$\frac{1}{4}$" X $\frac{3}{8}$"

TENSOR $\frac{3}{8}$"

PREMIUM
SERIE
S45
BATIENTE

PDF created with pdfFactory trial version www.pdffactory.com

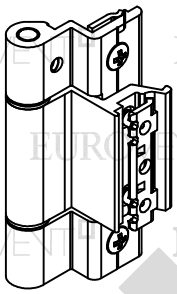

BISAGRA BRIDGE
GN-461
CARACTERÍSTICAS:
CAPACIDAD DE CARGA
CON 2 BISAGRAS 90 KG.
CON 3 BISAGRAS 100 KG.

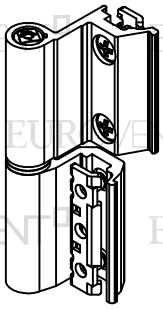

BISAGRA FLASH
GN-451 PREMONTADA DERECHA
CARACTERÍSTICAS:
CAPACIDAD DE CARGA
CON 2 BISAGRAS 75 KG.
CON 3 BISAGRAS 85 KG.
(CONSIDERANDO DIMENSIONES
DE 1000 MM. x 2000 MM.)

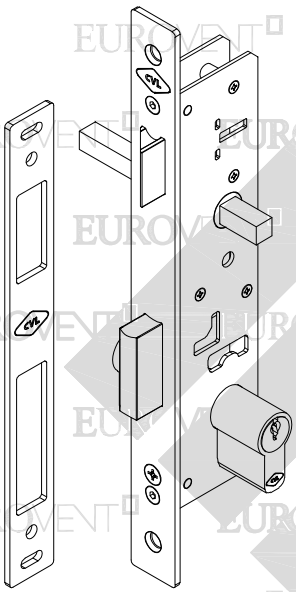

CERRADURA CVL 184/6R
RESBALÓN REGULABLE
CONTRA INOXIDABLE FIJA
CILINDRO DECENTRADO

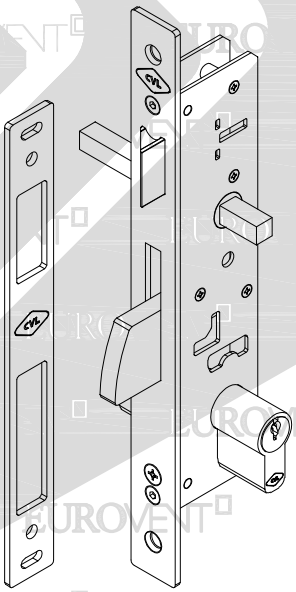

CERRADURA CVL 196/6R
RESBALÓN REGULABLE
CONTRA INOXIDABLE FIJA
CILINDRO DECENTRADO
SEGURO DE PALETA

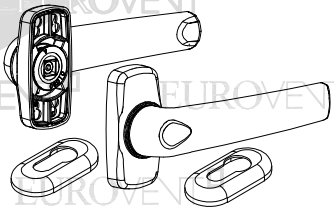

F-204GEM
MANILLA GEMINIS

PDF created with pdfFactory trial version www.pdffactory.com

GN-523

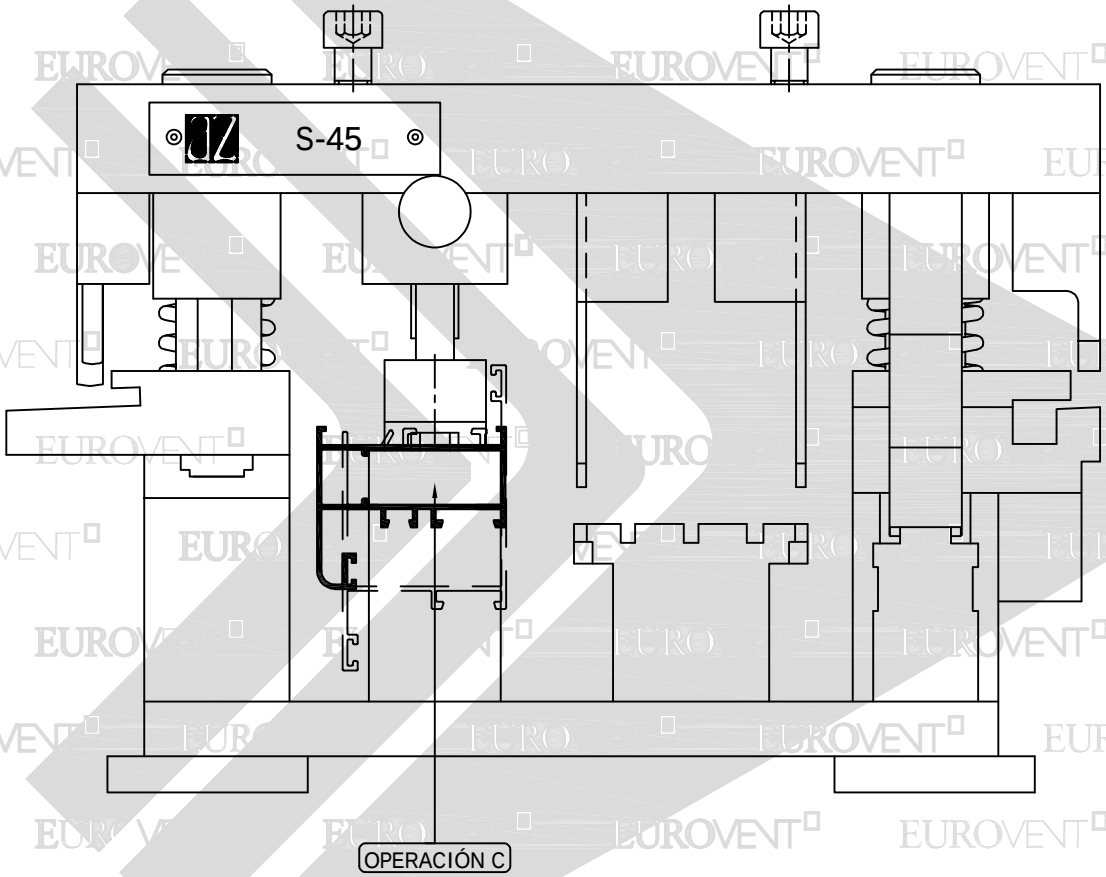

PREMIUM
SERIE
S45
BATIENTE

PARA REALIZAR TODAS LAS OPERACIONES DE TROQUELADO, EL MATERIAL DEBE DE ESTAR CORTADO A MEDIDA DE FABRICACIÓN

PDF created with pdfFactory trial version www.pdffactory.com

OPERACIÓN C

62033 BATIENTE
62085 CERCO CHAPA

ESCUADRA DE BOTÓN HOR.

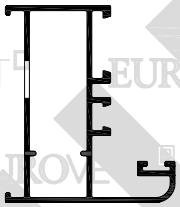

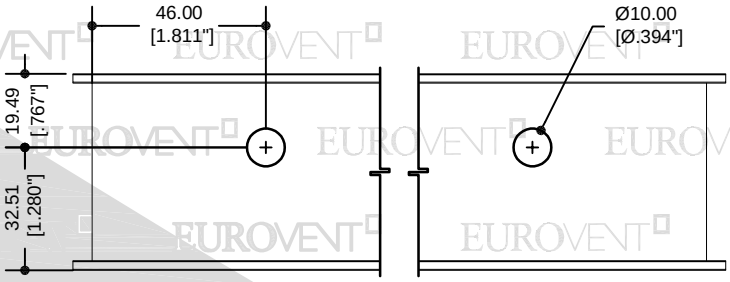

ESCUADRA DE BOTÓN VERT.

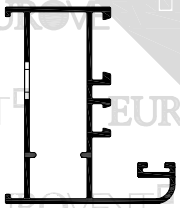

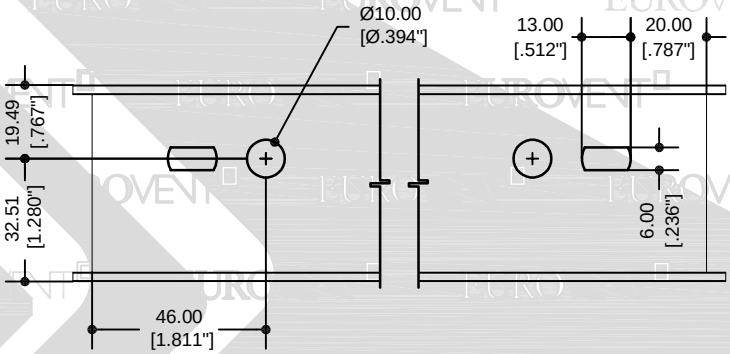

ESCUADRA DE BOTÓN HOR.

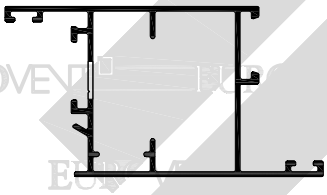

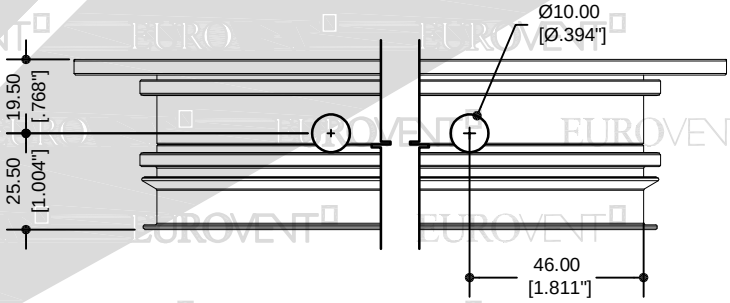

ESCUADRA DE BOTÓN VERT.

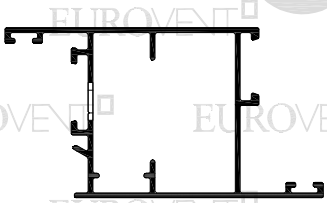

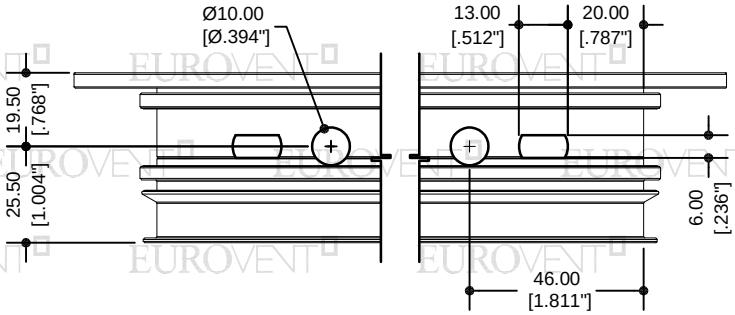

PDF created with pdfFactory trial version www.pdffactory.com

62085 CERCO CHAPA
VER DETALLE ISOMETRICO "C"

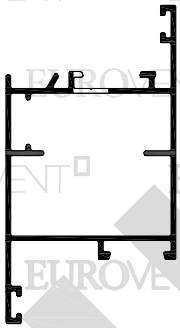
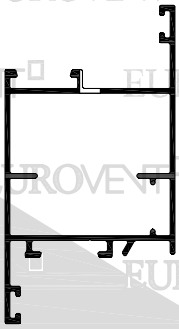
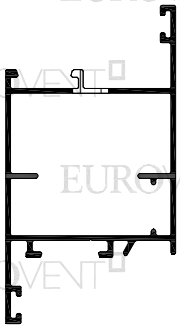

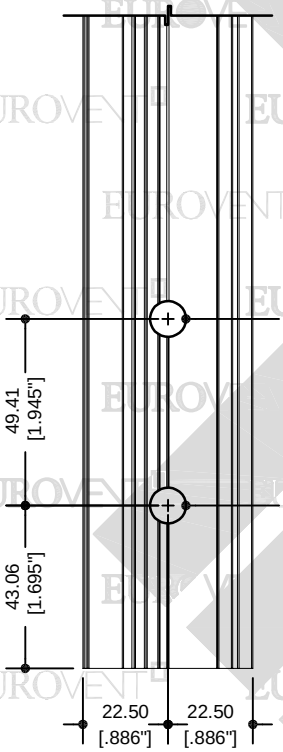

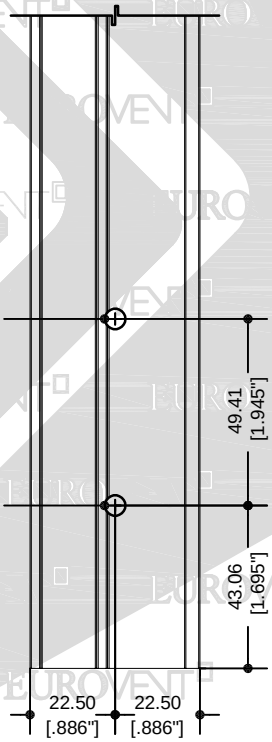

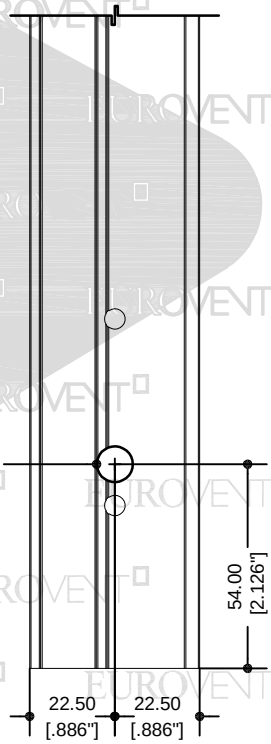

PREMIUM
SERIE
S45
BATIENTE

PDF created with pdfFactory trial version www.pdffactory.com

62085 CERCO CHAPA
VER DETALLE ISOMETRICO "C"

62038 ZOCLO

62041 INTERMEIO

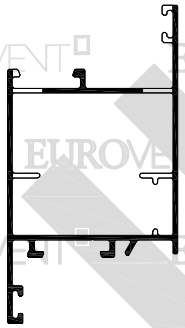

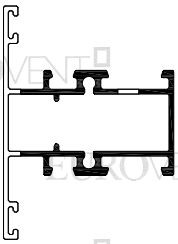

PREMIUM
SERIE
S45
BATIENTE

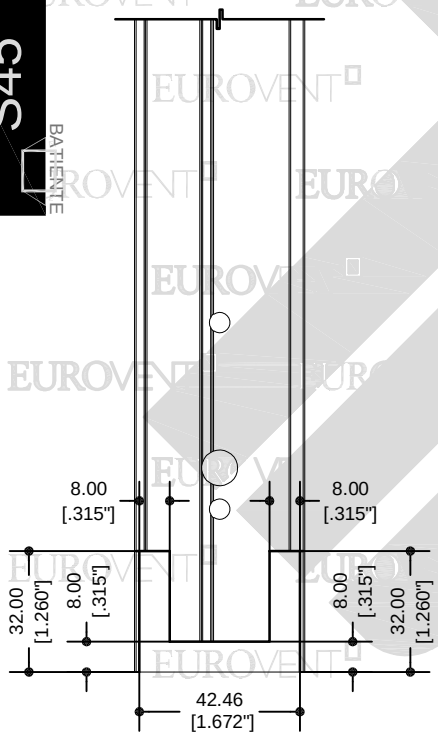

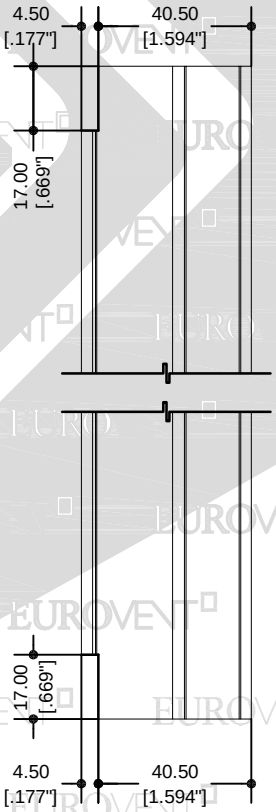

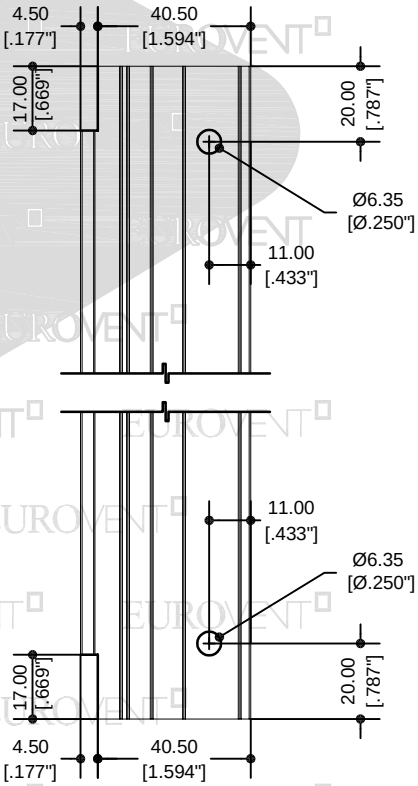

PDF created with pdfFactory trial version www.pdffactory.com

62033 BATIENTE
VER DETALLE ISOMETRICO "B"

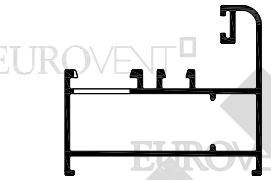

62085 CERCO CHAPA
VER DETALLE ISOMETRICO "A"

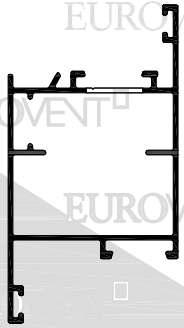

62085 CERCO CHAPA
VER DETALLE ISOMETRICO "A"

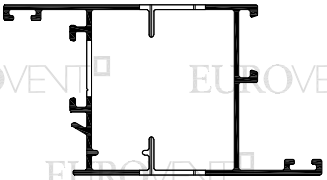

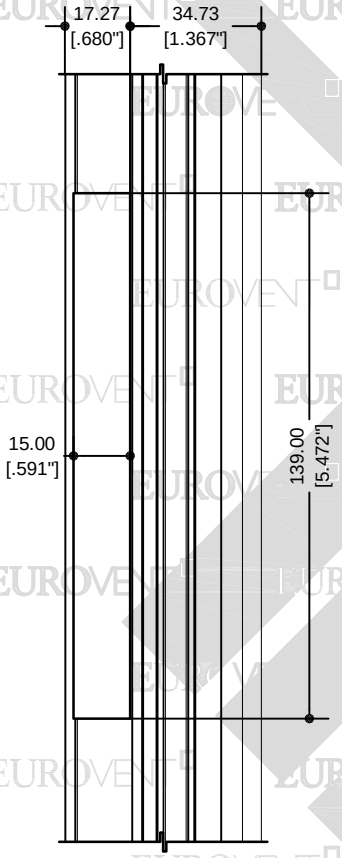

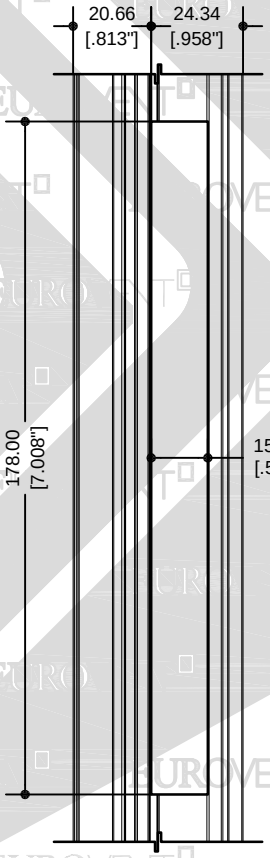

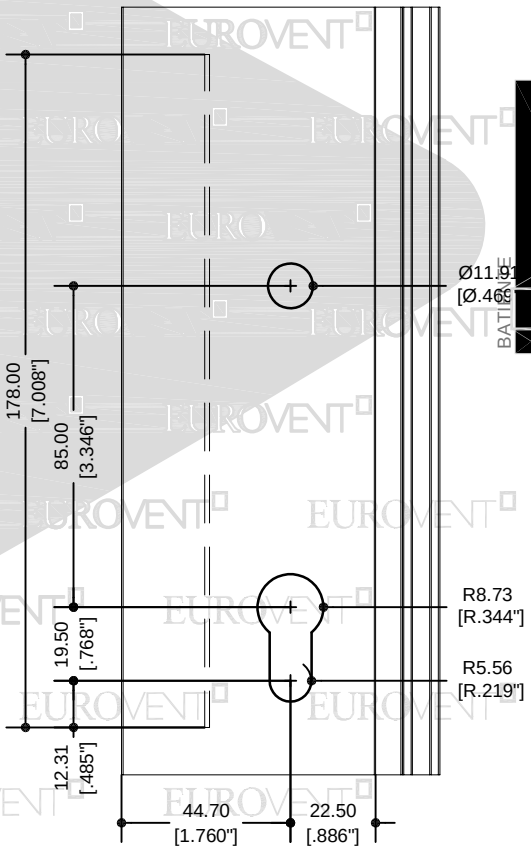

PREMIUM
SERIE
S45
BATIENTE

PDF created with pdfFactory trial version www.pdffactory.com

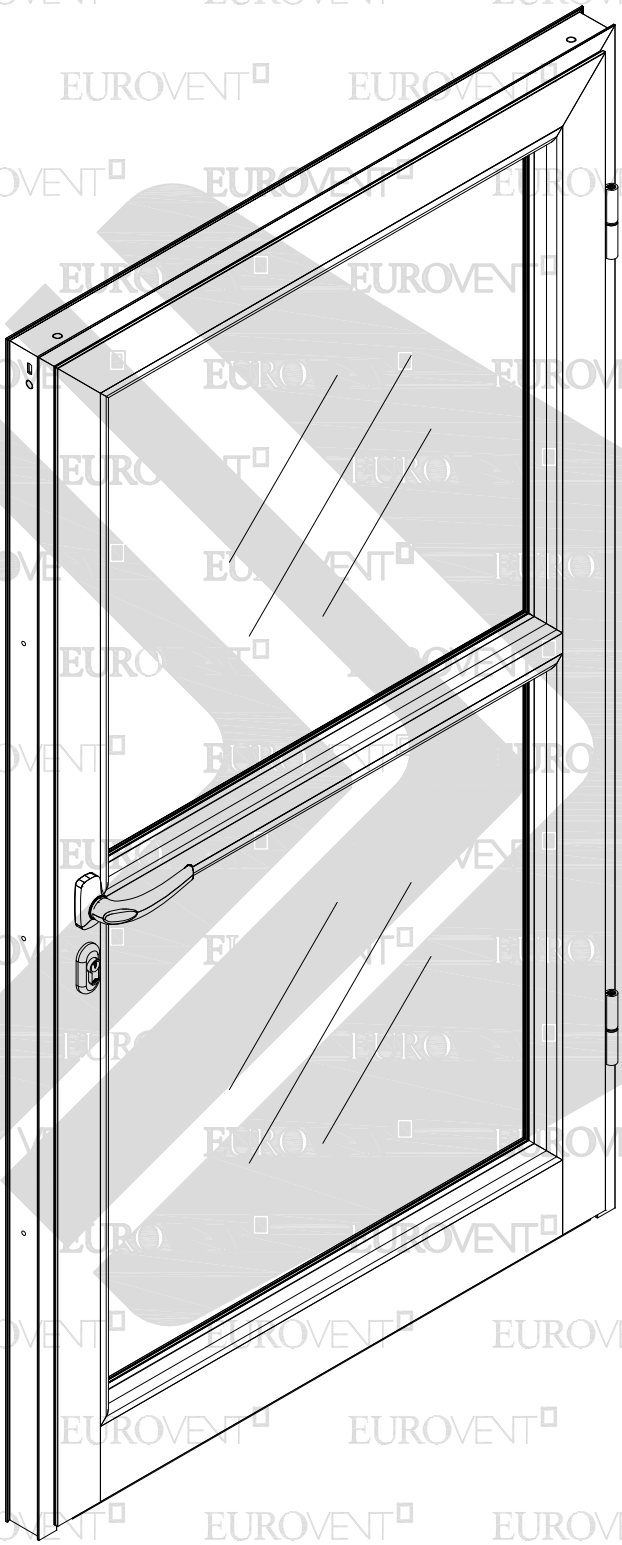

PREMIUM

SERIE

S45

BATIENTE

ACCESORIOS PUERTA SERIE 45		
CLAVE	DESCRIPCIÓN	PIEZAS
E-2611	EMPAQUE ALETA	#
EP-0124	EMPAQUE HONGO (DECENTRADO)	#
EP-0126	EMPAQUE VIDRIO (HOJA)	#
EP-0135	EMPAQUE HONGO (CENTRADO)	#
GN-102	TAPÓN CUBRE PIJA	10
GN-451	BISAGRA FLASH FUTURA	2
GN-481	ESCUADRA DE BOTÓN	4
GN-612	BERNINA	2
GN-618	ESCUADRA DE ALINEACIÓN	4
184/6R	CERRADURA CVL	1
F-204GEM	MANILLA GEMINIS	1
.	TENSOR 3/8"	1

PDF created with pdfFactory trial version www.pdffactory.com

PUERTA SERIE 45 CE - ISOMETRIA

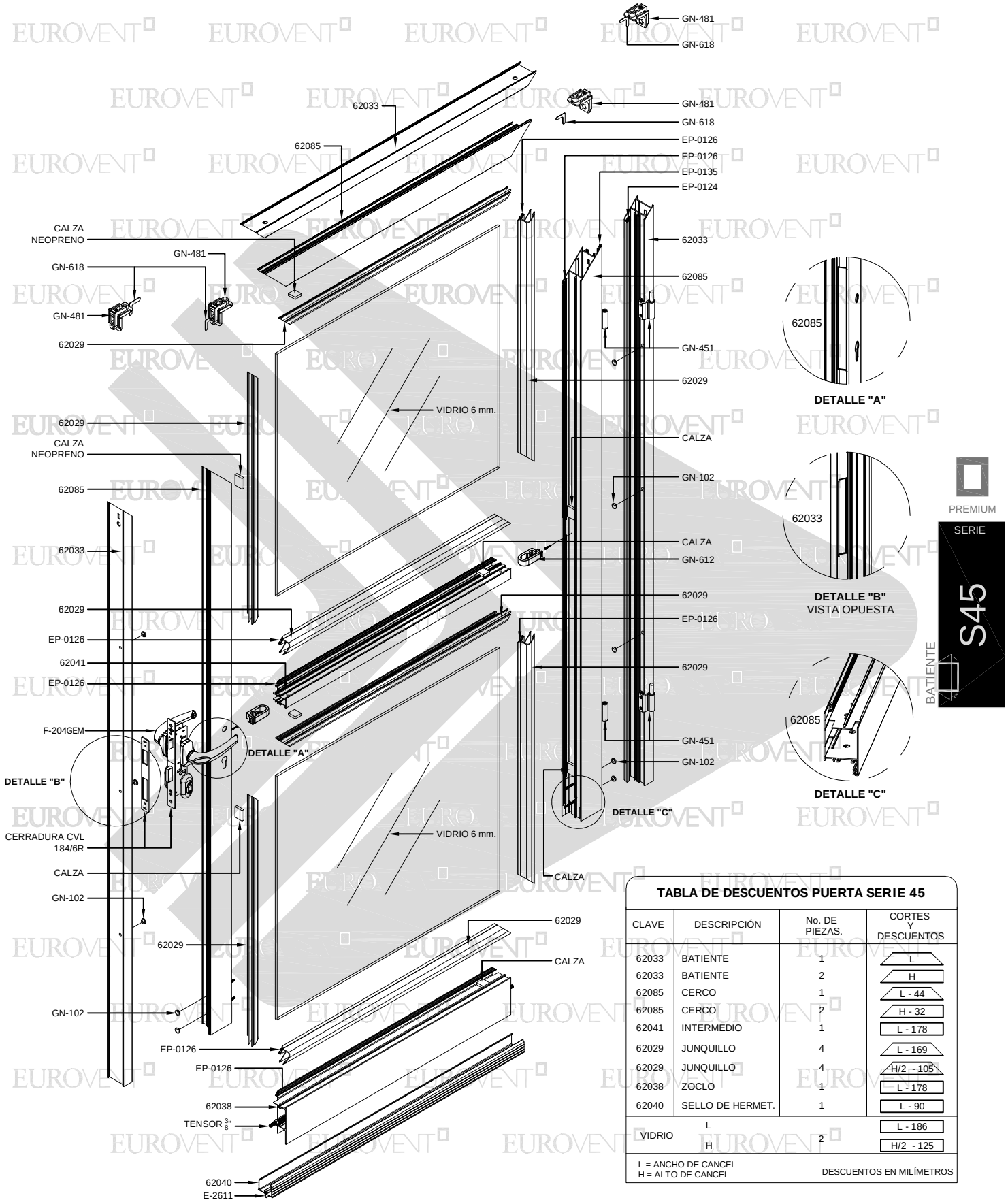

TABLA DE DESCUENTOS PUERTA SERIE 45

CLAVE	DESCRIPCIÓN	No. DE PIEZAS.	CORTES Y DESCUENTOS
62033	BATIENTE	1	L
62033	BATIENTE	2	H
62085	CERCO	1	L - 44
62085	CERCO	2	H - 32
62041	INTERMEDIO	1	L - 178
62029	JUNQUILLO	4	L - 169
62029	JUNQUILLO	4	H/2 - 105
62038	ZOCLO	1	L - 178
62040	SELLO DE HERMET.	1	L - 90
VIDRIO	L	2	L - 186
	H		H/2 - 125

L = ANCHO DE CANCEL
H = ALTO DE CANCEL

DESCUENTOS EN MILÍMETROS

PDF created with pdfFactory trial version www.pdffactory.com

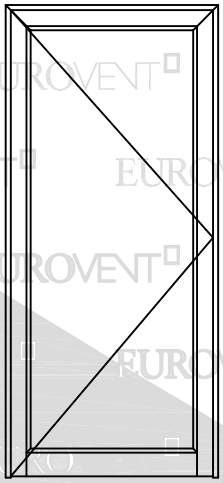

PS-45 CE
MÍNIMO 0.90 x 2.00
MÁXIMO 1.00 x 2.20

PREMIUM
SERIE
S45
BATIENTE

PARÁMETROS MÍNIMOS Y MÁXIMOS DE FABRICACIÓN.

ALUMINIO					
CLAVE	DESCRIPCIÓN	PIEZAS X ATADO	LARGO STD. MTS.	PERÍMETRO ANOD. CM.	PERÍMETRO PUL. CM.
62029	JUNQUILLO 6mm.	12	6.10	17.60	4.26
62030	JUNQUILLO 24mm.	16	6.10	12.44	2.49
62031	INTERMEDIO MOVIL	12	6.10	37.70	5.87
62033	"L" CONTRAMARCO	4	6.10	30.03	8.09
62038	ZOCLO	3	6.10	44.13	22.32
62040	SELLO DE HERMETICIDAD	4	6.10	24.62	24.62
62041	INTERMEDIO CUADRÍCULA	4	6.10	32.57	9.60
62085	CERCO	4	6.10	35.41	14.75

PDF created with pdfFactory trial version www.pdffactory.com

PUERTA SERIE 45 - SOLUCIONES TIPICAS

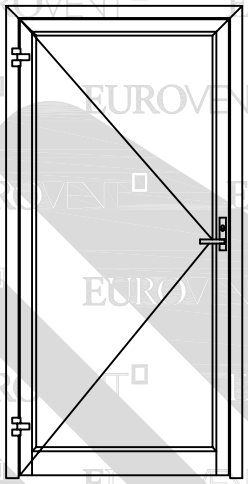

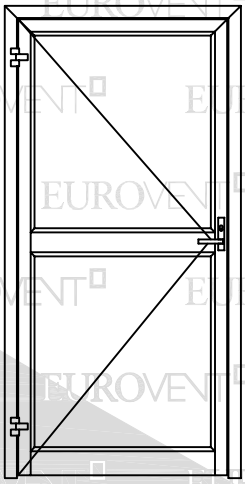

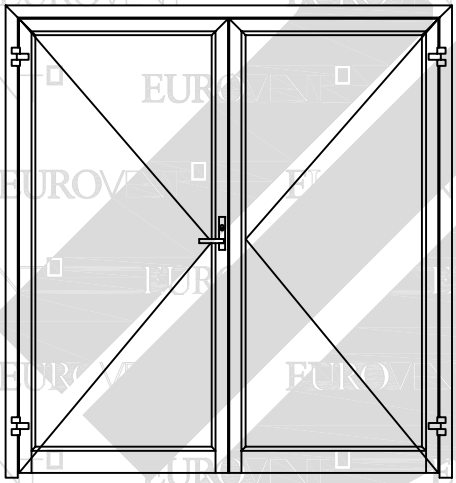

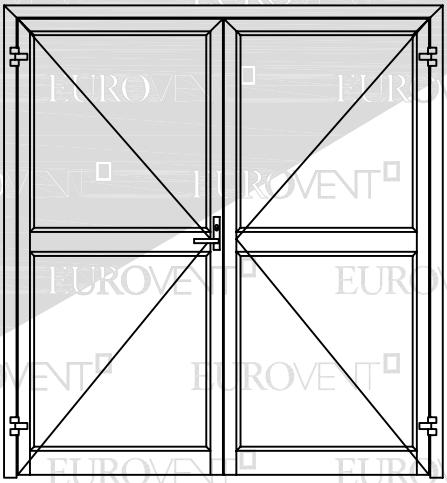

PDF created with pdfFactory Pro trial version www.pdffactory.com

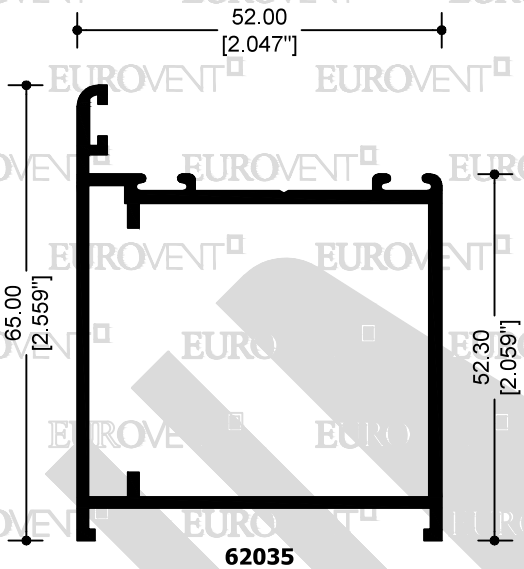

62035
BATIENTE

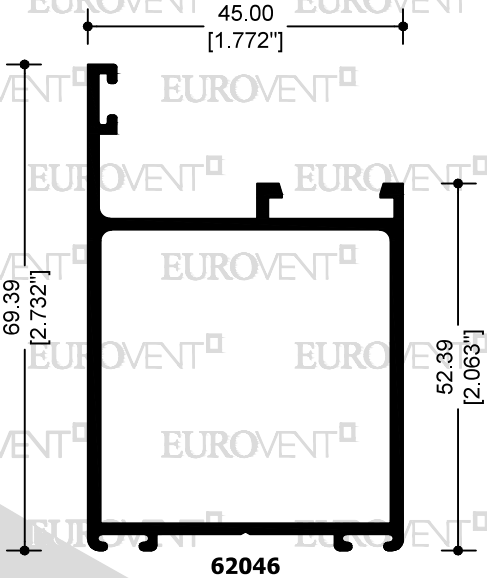

62046
CERCO CHAPA

PREMIUM

SERIE

S45

BATIENTE

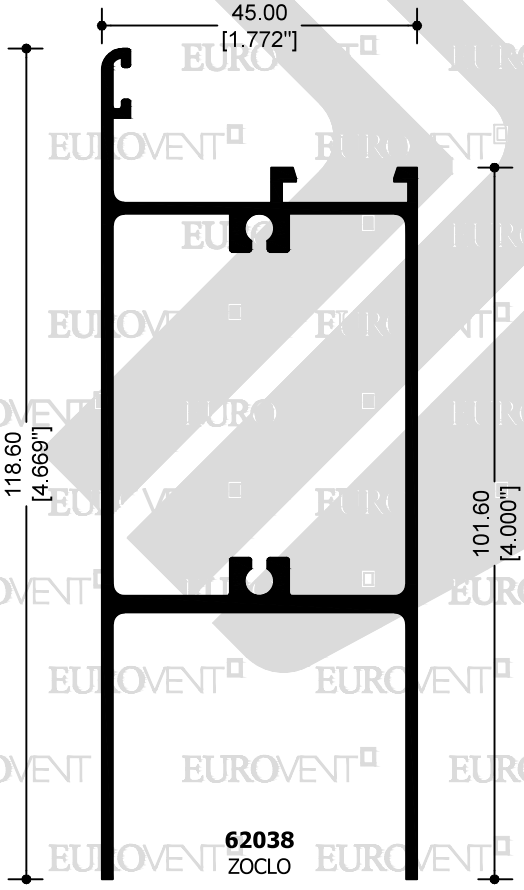

62038
ZOCLO

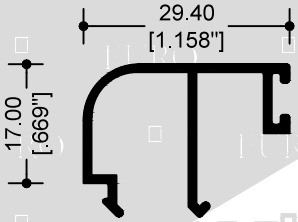

62029
JUNQUILLO 6mm.

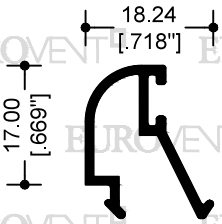

62030
JUNQUILLO 24mm.

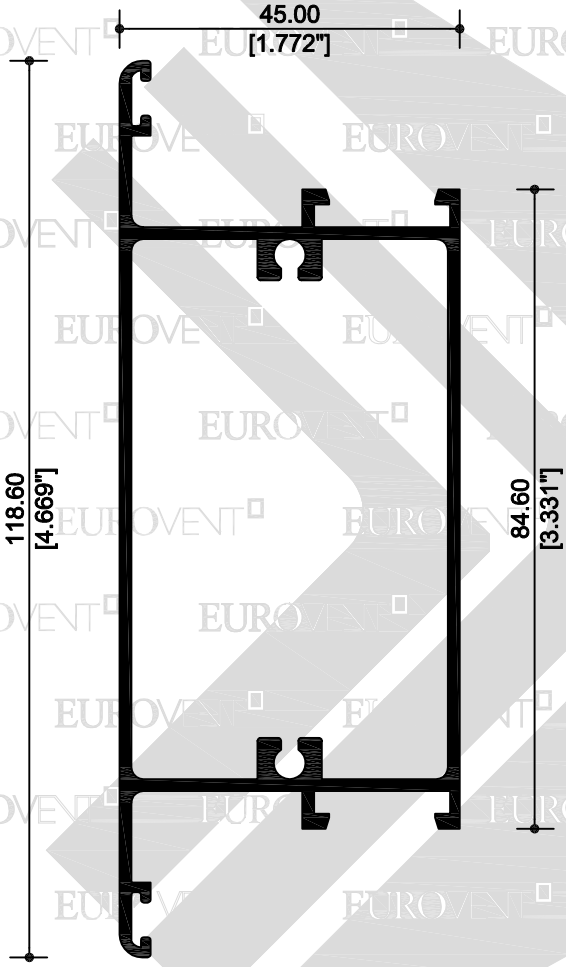

62039
INTERMEDIO

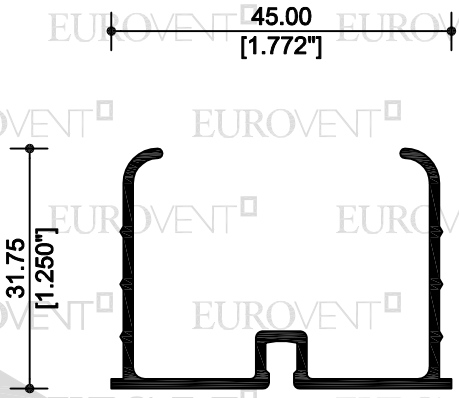

62040
SELLO DE HERMETICIDAD

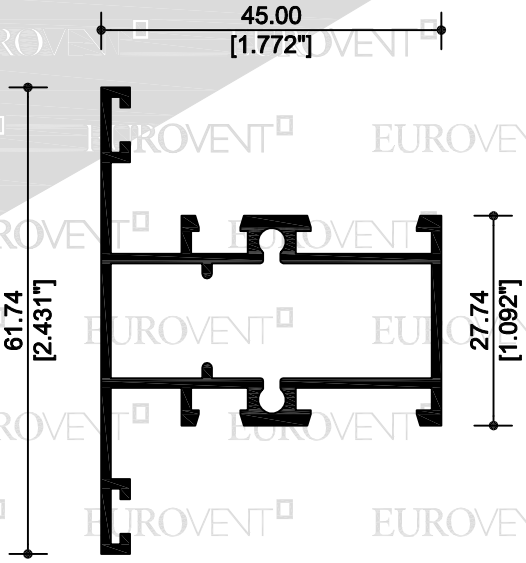

62041
INTERMEDIO CUADRÍCULA

PREMIUM
SERIE
S45
BATIENTE

PDF created with pdfFactory Pro trial version www.pdffactory.com

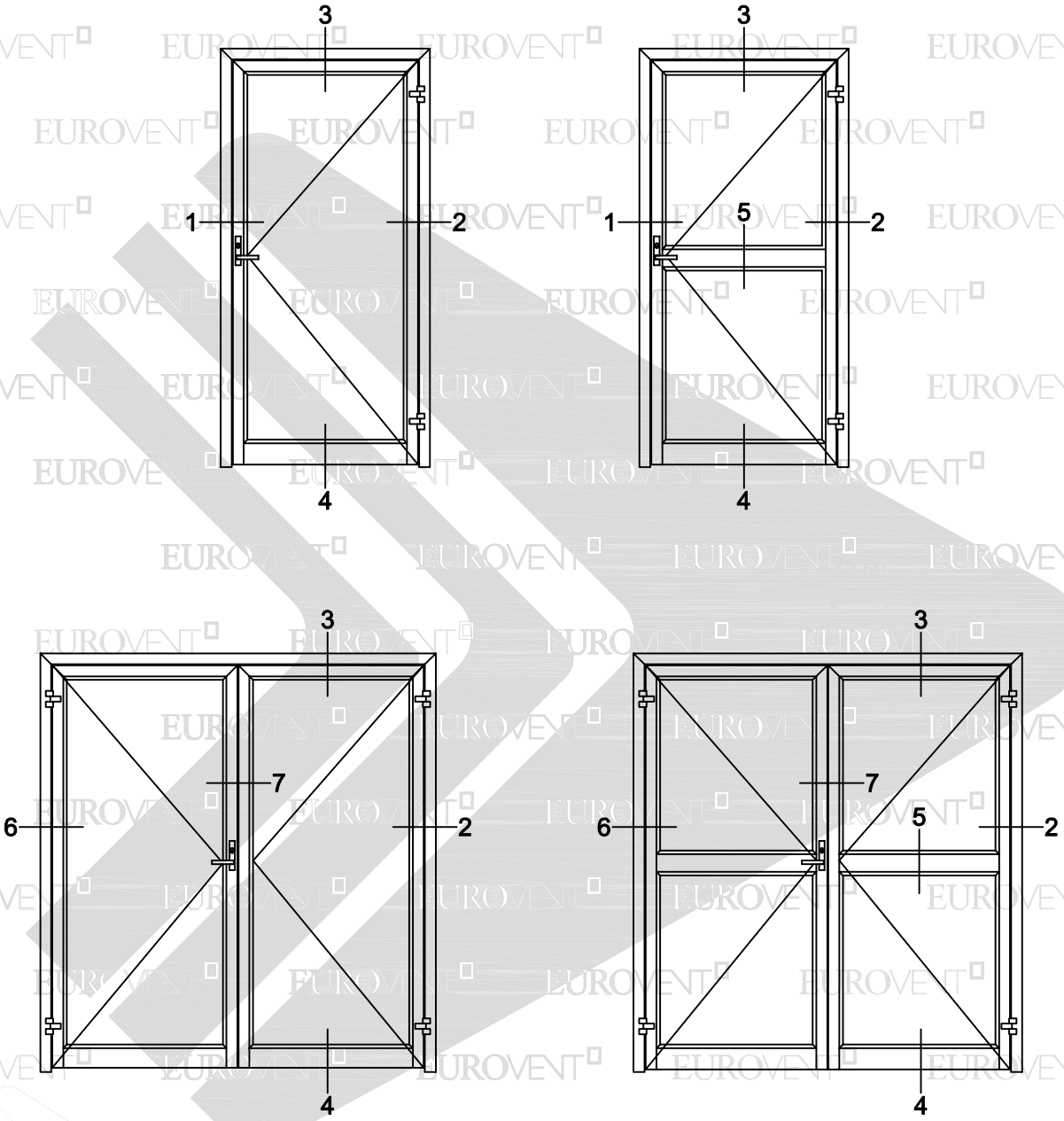

PDF created with pdfFactory Pro trial version www.pdffactory.com

PUERTA SERIE 45 - CORTES SECCIONALES

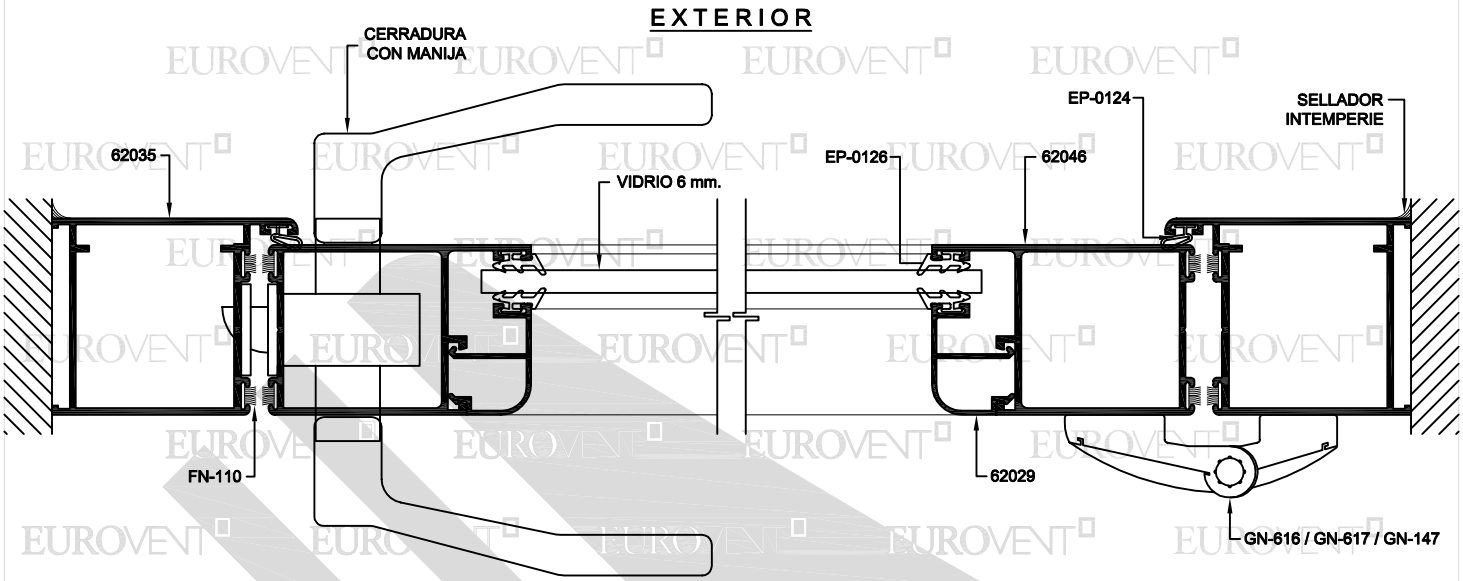

SECCIÓN 1

SECCIÓN 2

PREMIUM

SERIE S45 BATIENTE

SECCIÓN 3

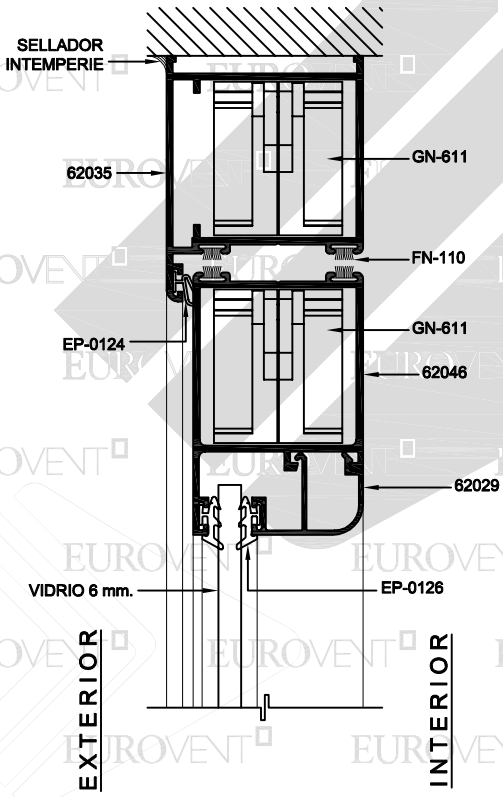

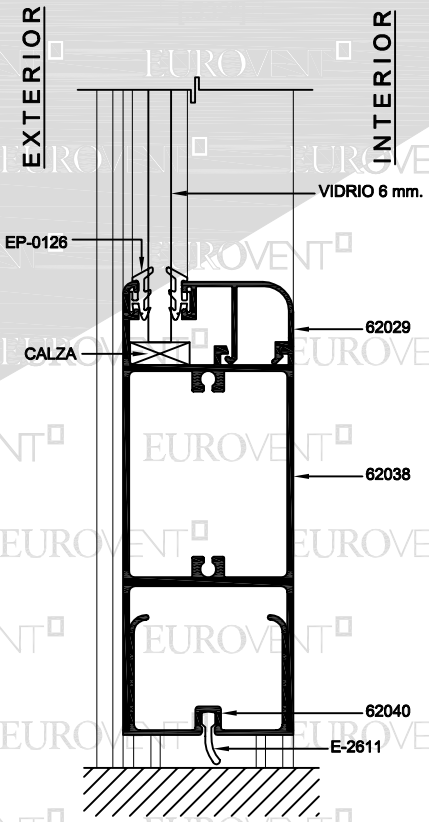

SECCIÓN 4

PDF created with pdfFactory Pro trial version www.pdffactory.com

SECCIÓN 5
OPCIÓN

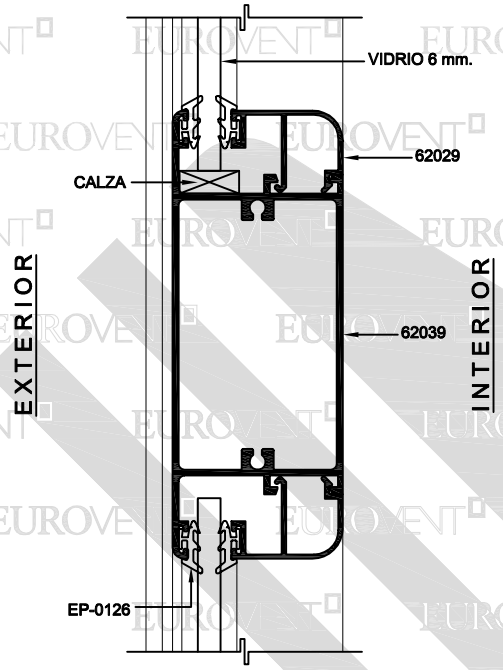

SECCIÓN 5
OPCIÓN

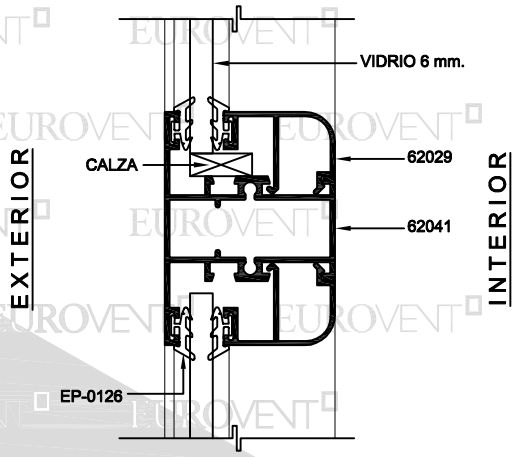

EXTERIOR

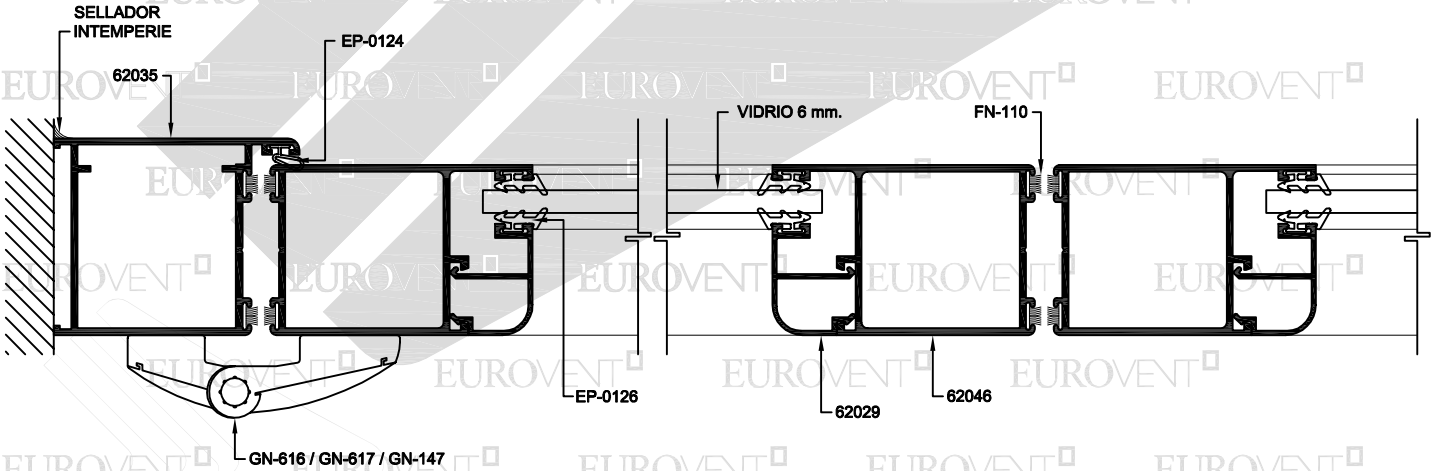

INTERIOR

SECCIÓN 6

SECCIÓN 7

PDF created with pdfFactory Pro trial version www.pdffactory.com

PUERTA SERIE 45 - CORTES SECCIONALES

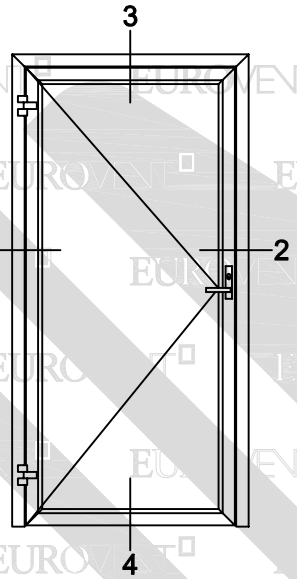

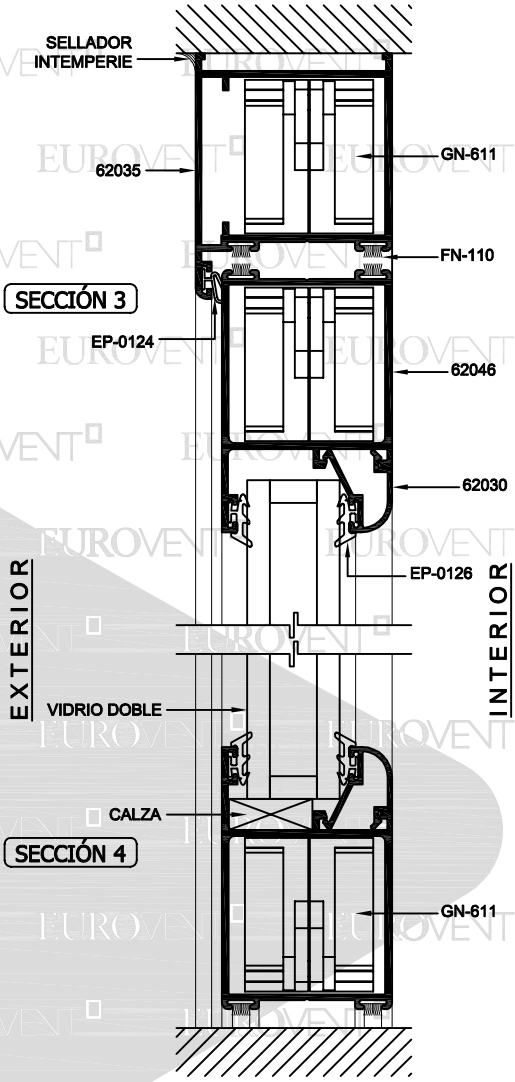

PREMIUM
SERIE
S45
BATIENTE

EXTERIOR

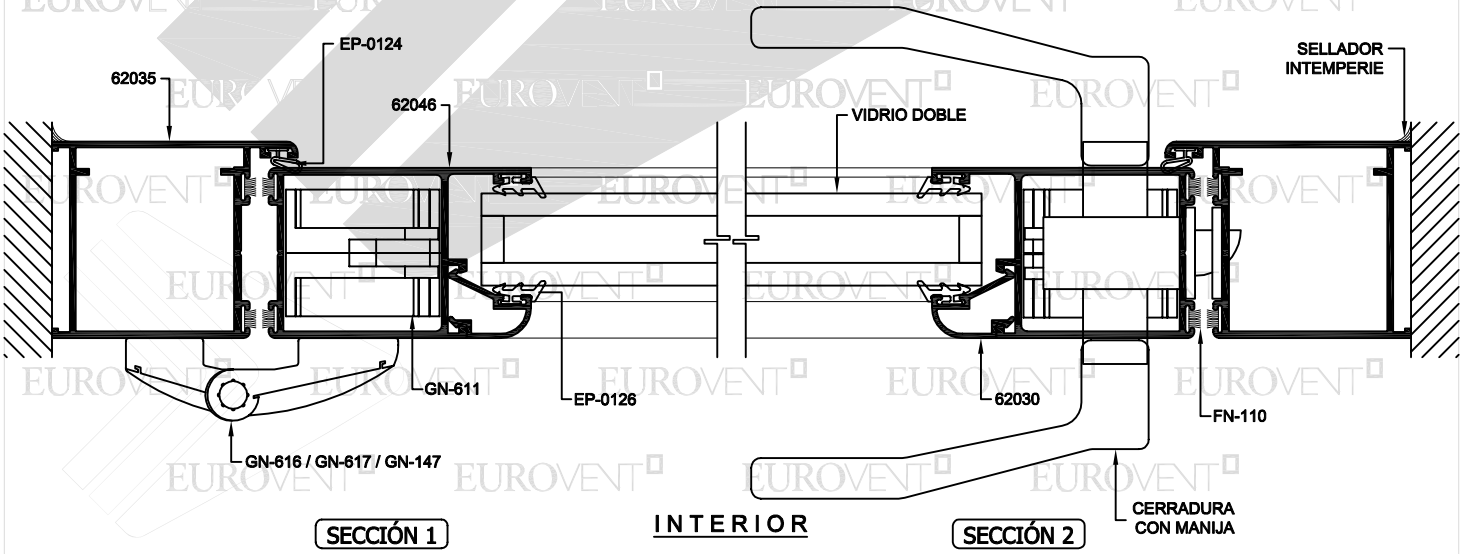

PDF created with pdfFactory Pro trial version www.pdffactory.com

EUROVENT

62035 BATIENTE

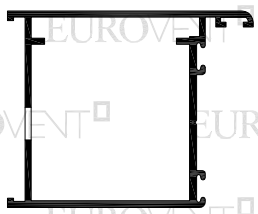

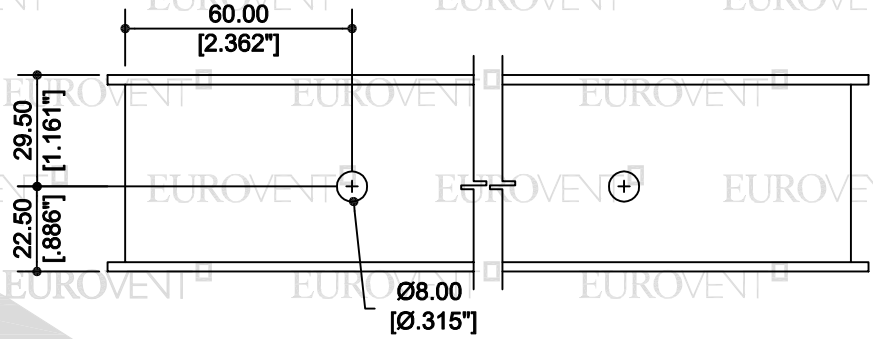

62046 CERCO CHAPA

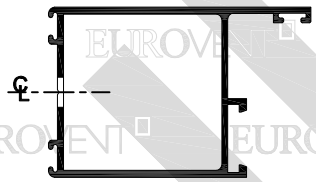

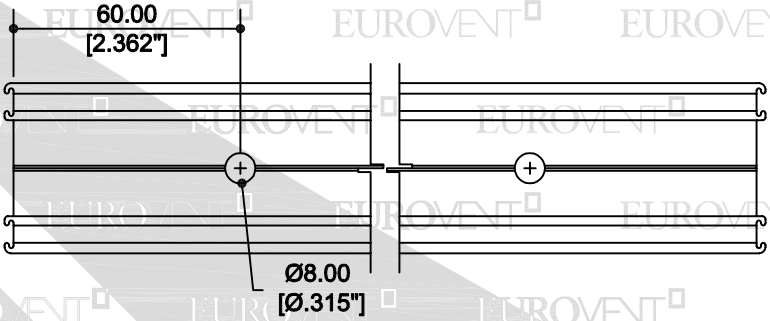

PREMIUM

SERIE S45 BATIENTE

OPERACIÓN BISAGRAS DOMINA
62035 BATIENTE
62046 CERCO CHAPA

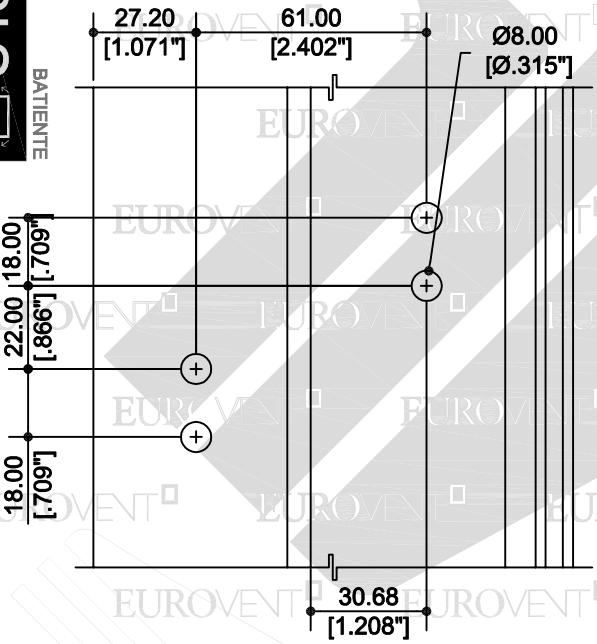

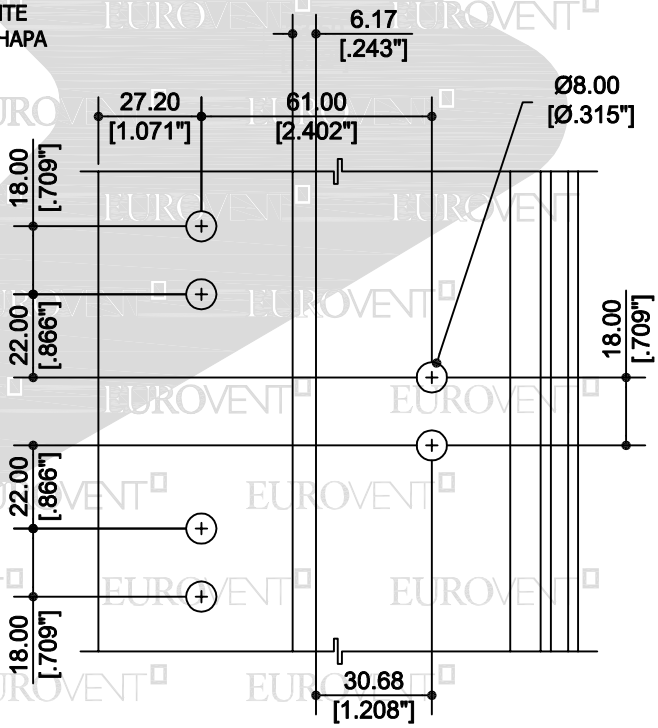

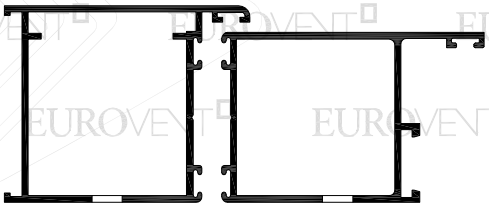

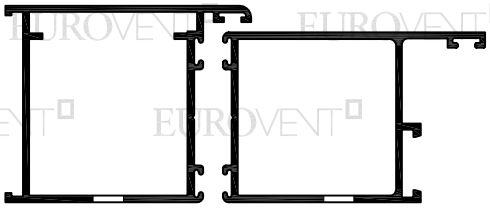

PDF created with pdfFactory Pro trial version www.pdffactory.com

62038 ZOCLO

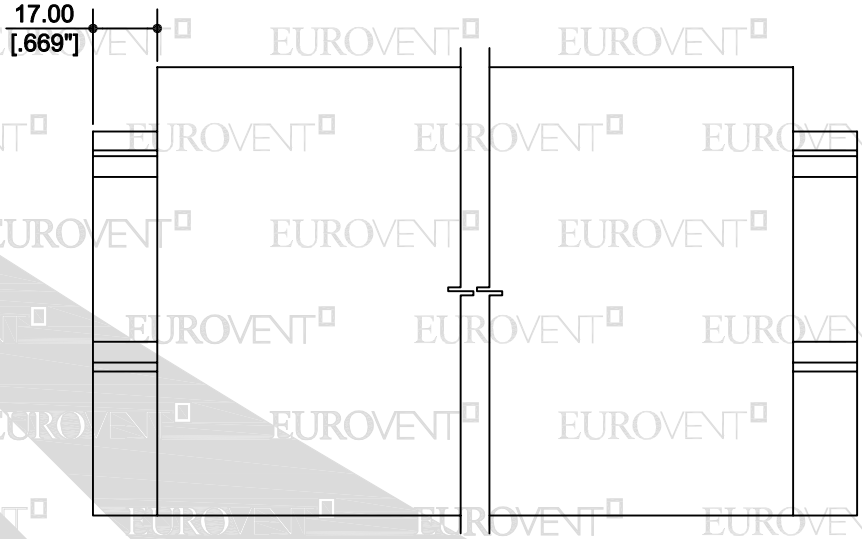

62039 INTERMEDIO

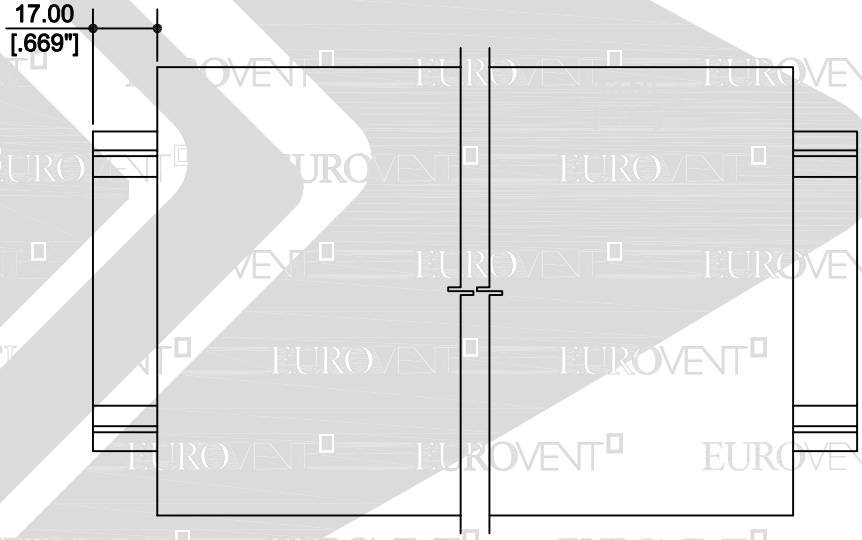

62041 INTERMEDIO CUADRICULA

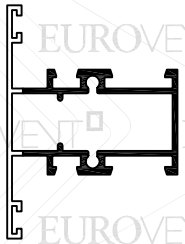

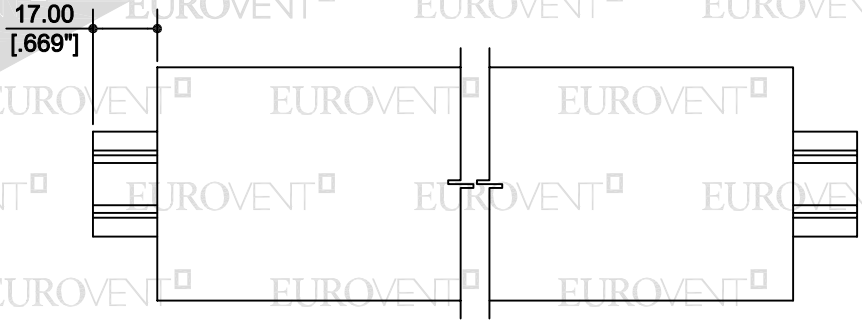

PDF created with pdfFactory Pro trial version www.pdffactory.com

62046 CERCO CHAPA

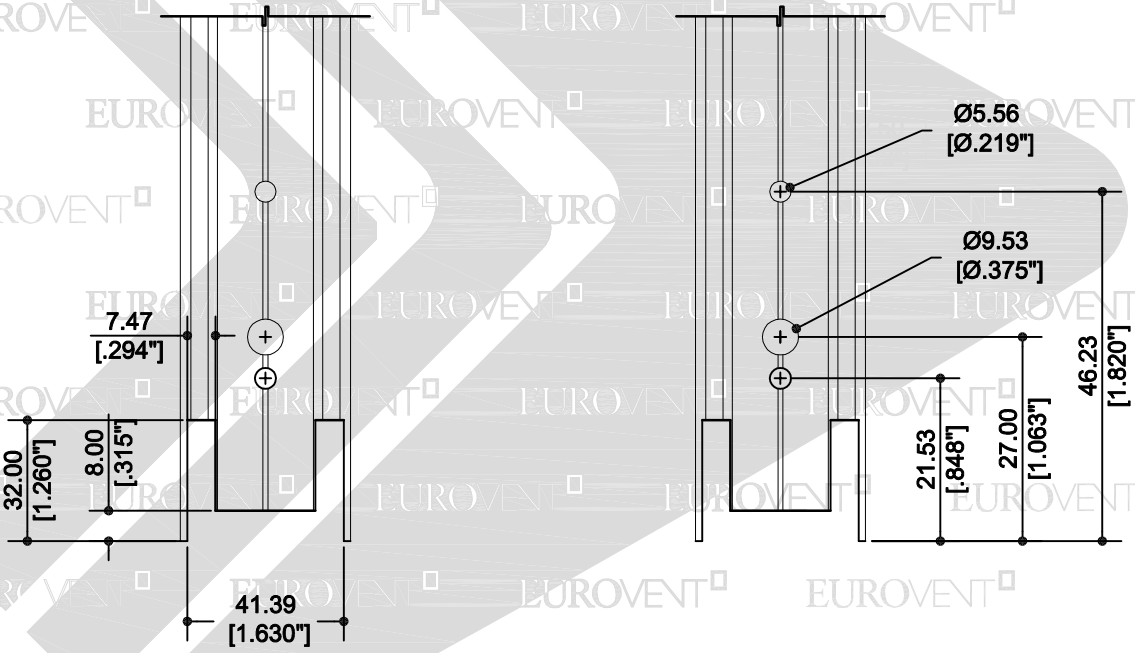

PREMIUM

SERIE S45 BATIENTE

PDF created with pdfFactory Pro trial version www.pdffactory.com

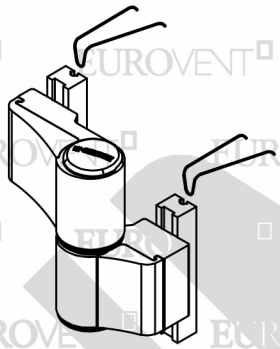

GN-616
BISAGRA DOMINA 2 ALAS
CAPACIDAD DE CARGA:
CON 2 BISAGRAS 120 KG.
(CONSIDERANDO LAS
DIMENSIONES DE 1000 MM.
x 2000 MM.)

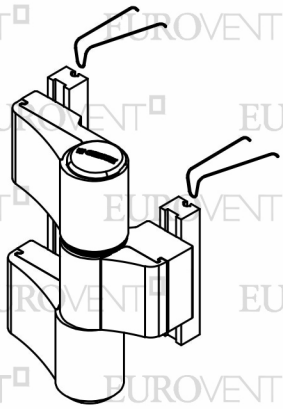

GN-617
BISAGRA DOMINA 3 ALAS
CAPACIDAD DE CARGA:
CON 2 BISAGRAS 140 Kg.
(CONSIDERANDO LAS
DIMENSIONES DE 1000 MM.
x 2000 MM.)

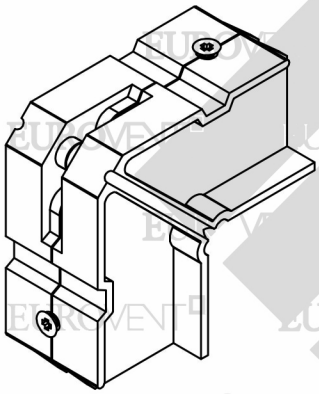

GN-611
ESCUADRA 5008

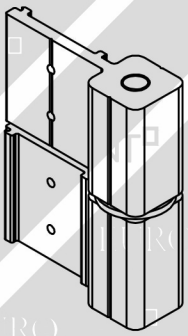

GN-147
BISAGRA LIBRO
CAPACIDAD DE CARGA:
CON 2 BISAGRAS 80 KG.
CON 3 BISAGRAS 100 KG.
(CONSIDERANDO LAS
DIMENSIONES DE 1000 MM. x
2000 MM.)

GN-640
PASADOR MAYA
450 MM

GN-641
CONTRA
PASADOR MAYA

TENSOR 3/8"

PREMIUM
SERIE
S45
BATIENTE

GN-102
TAPÓN CUBRE PIJA

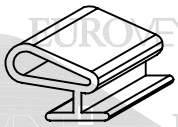

EP-0124
EMPAQUE HONGO DECENTRADO

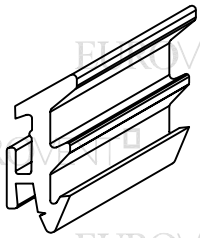

EP-0126
EMPAQUE VIDRIO DE HOJA

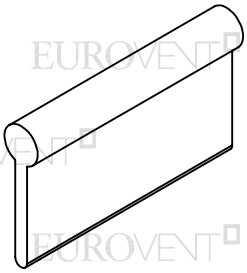

E-2611
VINIL ALETA

PREMIUM

SERIE

S45

BATIENTE

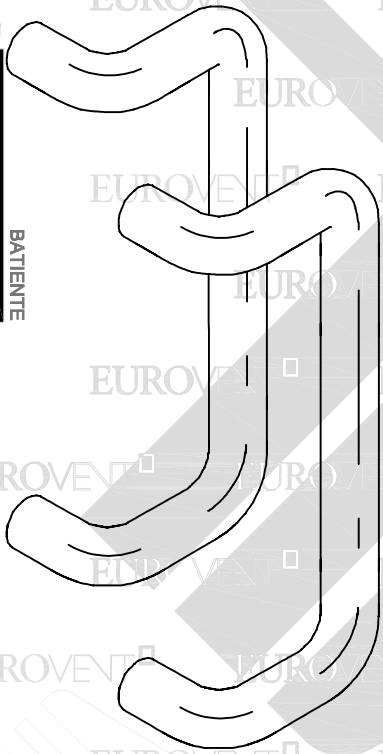

GN-168
ESTIRADERA TUBULAR



FN-110
FELPA CON PLÁSTICO

GN-618
ESCUADRA DE ALINEACIÓN

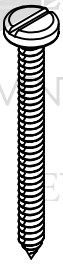

PIJA
#8x1½"

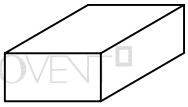

CALZA DE NEOPRENO
½" x ¼"

PDF created with pdfFactory Pro trial version www.pdffactory.com

PUERTA SERIE 45 - ISOMETRÍA

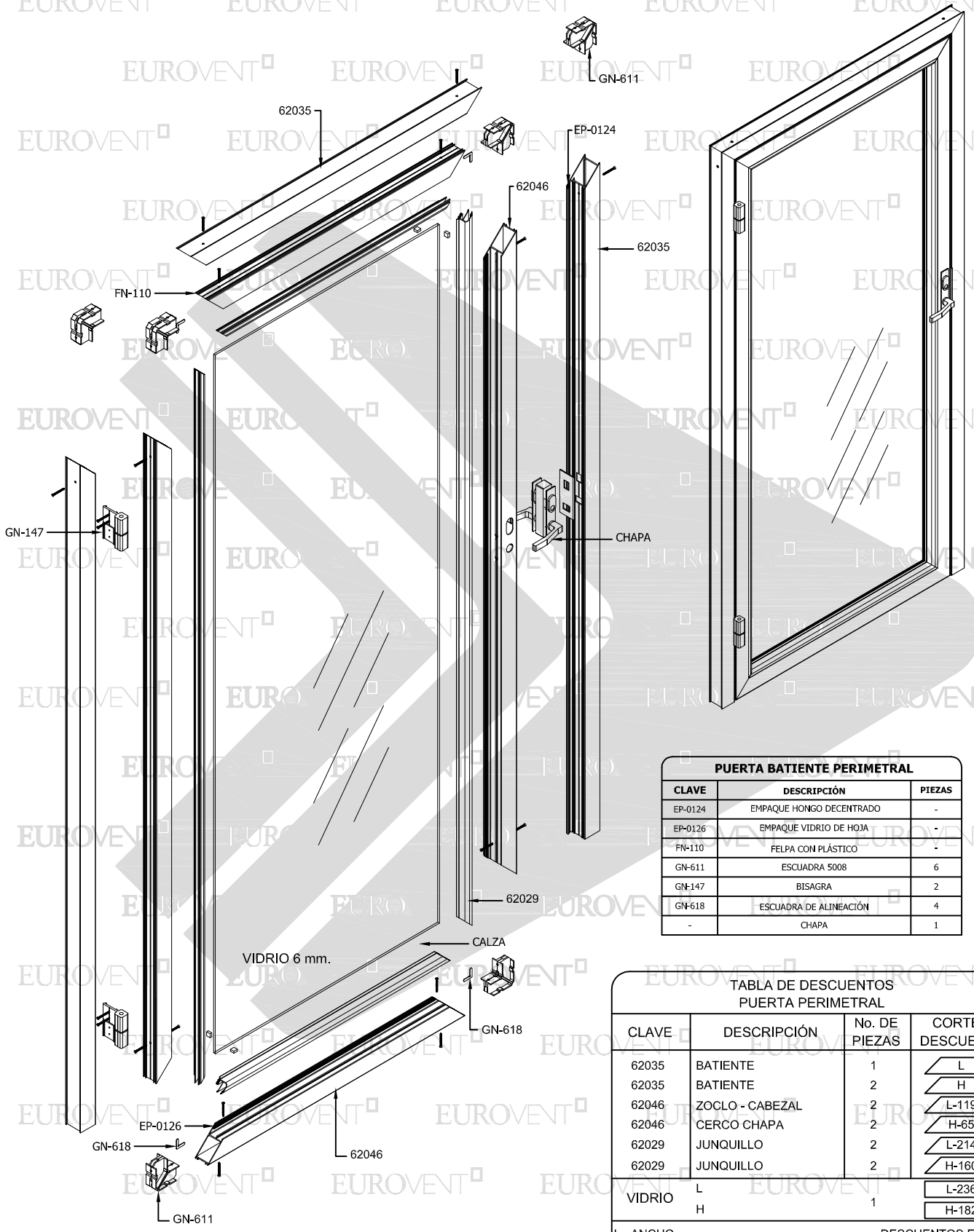

PREMIUM

SERIE

S45

BATIENTE

PUERTA BATIENTE PERIMETRAL

CLAVE	DESCRIPCIÓN	PIEZAS
EP-0124	EMPAQUE HONGO DECENTRADO	-
EP-0126	EMPAQUE VIDRIO DE HOJA	-
FN-110	FELPA CON PLÁSTICO	-
GN-611	ESCUADRA 5008	6
GN-147	BISAGRA	2
GN-618	ESCUADRA DE ALINEACIÓN	4
-	CHAPA	1

TABLA DE DESCUENTOS
PUERTA PERIMETRAL

CLAVE	DESCRIPCIÓN	No. DE PIEZAS	CORTE Y DESCUENTO
62035	BATIENTE	1	L
62035	BATIENTE	2	H
62046	ZOCLO - CABEZAL	2	L-119
62046	CERCO CHAPA	2	H-65
62029	JUNQUILLO	2	L-214
62029	JUNQUILLO	2	H-160
VIDRIO	L	1	L-236
	H		H-182

L= ANCHO
H= ALTO

DESCUENTOS EN MM.

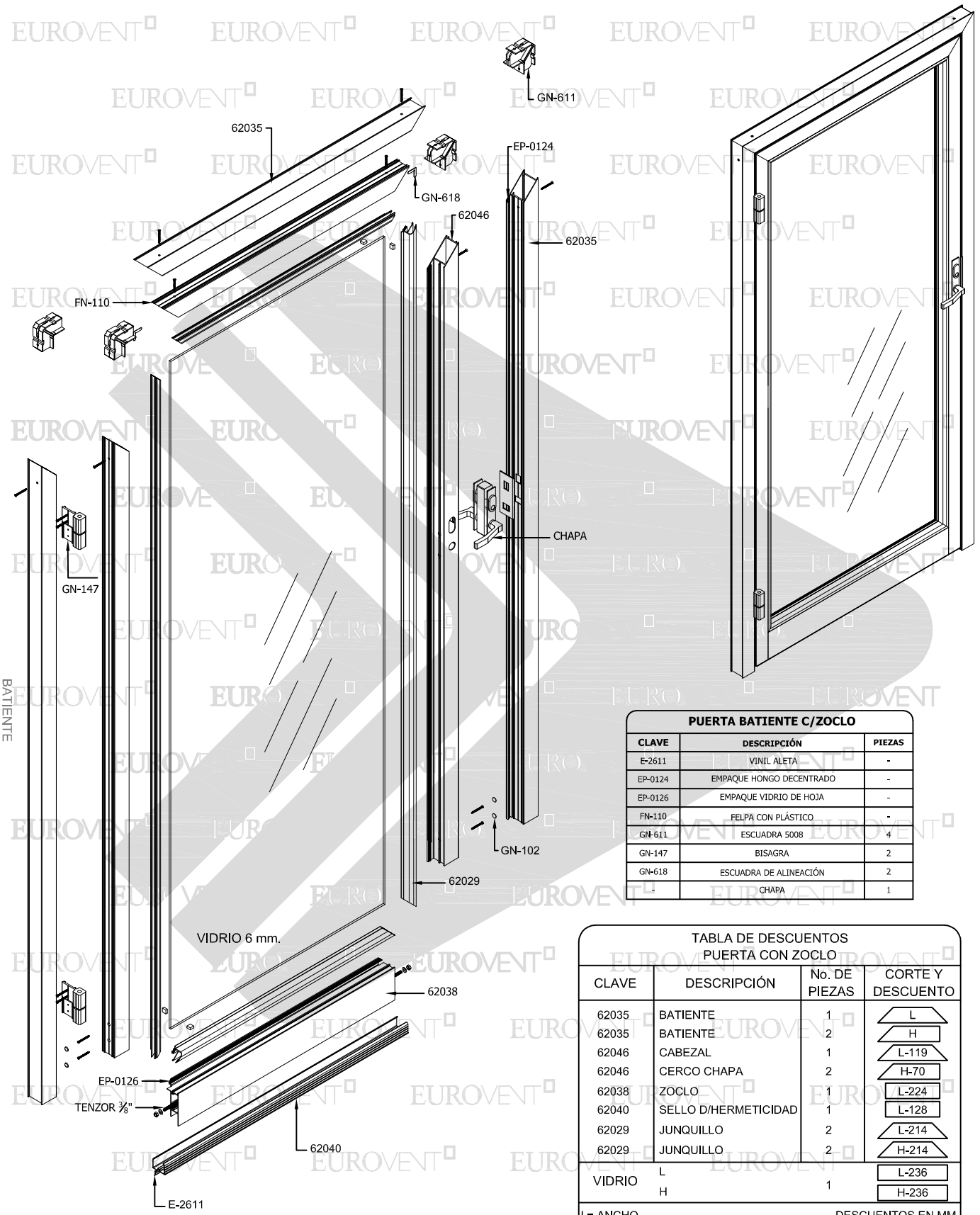

PREMIUM

SERIE

S45

BATIENTE

PUERTA BATIENTE C/ZOCLO		
CLAVE	DESCRIPCIÓN	PIEZAS
E-2611	VINIL ALETA	-
EP-0124	EMPAQUE HONGO DECENTRADO	-
EP-0126	EMPAQUE VIDRIO DE HOJA	-
FN-110	FELPA CON PLÁSTICO	-
GN-611	ESCUADRA 5008	4
GN-147	BISAGRA	2
GN-618	ESCUADRA DE ALINEACIÓN	2
-	CHAPA	1

TABLA DE DESCUENTOS
PUERTA CON ZOCLO

CLAVE	DESCRIPCIÓN	No. DE PIEZAS	CORTE Y DESCUENTO
62035	BATIENTE	1	L
62035	BATIENTE	2	H
62046	CABEZAL	1	L-119
62046	CERCO CHAPA	2	H-70
62038	ZOCLO	1	L-224
62040	SELLO D/HERMETICIDAD	1	L-128
62029	JUNQUILLO	2	L-214
62029	JUNQUILLO	2	H-214
VIDRIO	L	1	L-236
	H		H-236

L= ANCHO
H= ALTO

DESCUENTOS EN MM.

DEFLEXIÓN MAX. L/175

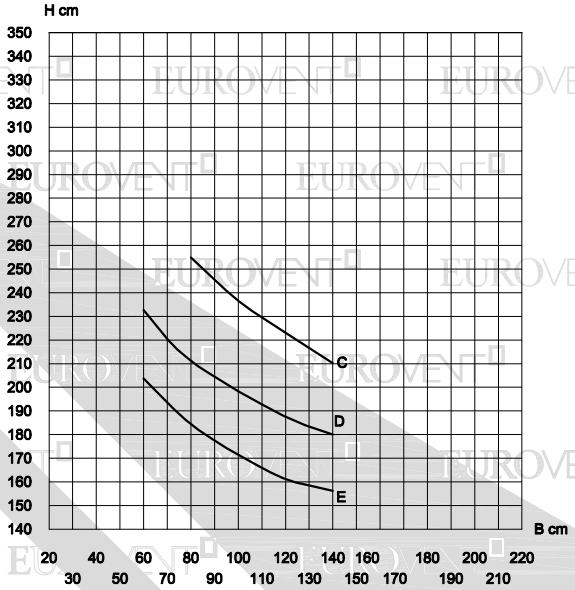

LOS LÍMITES DE FABRICACIÓN PARA LOS PERFILES, SERÁN LOS QUE SE ENCUENTREN DEBAJO DE LAS CURVAS GRAFICADAS.

ALEACIÓN: 6063
TEMPLE: 5

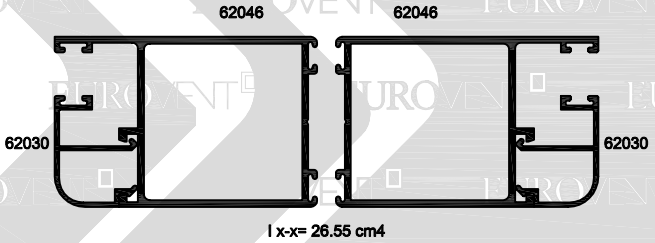

Valores de presión por velocidad de viento

Curvas	Presión del diseño	Velocidad de viento	Zona
C	65 Kg/m^2	120 Km/h	Centro de grandes ciudades, Barrios Residenciales, Campo Abierto
D	110 Kg/m^2	160 Km/h	Zona Costera
E	165 Kg/m^2	200 Km/h	Zona Huracanes

LOS LÍMITES DE UN CANCEL VAN EN FUNCIÓN DE LA COMBINACIÓN DE RESISTENCIA DEL PERFIL DE ALUMINIO, EL VIDRIO Y LOS ACCESORIOS QUE LO INTEGRAN.

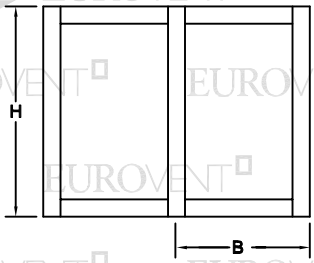

VERIFICAR QUE LA DEFLEXIÓN DEL PERFIL SEA COMPATIBLE CON EL VIDRIO UTILIZADO.

PDF created with pdfFactory Pro trial version www.pdffactory.com

PARÁMETROS MÍNIMOS Y MÁXIMOS DE FABRICACIÓN.

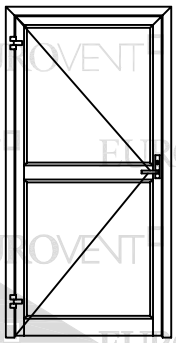

PB S-45
MÍNIMO 0.60 x 2.00
MÁXIMO 0.90 x 2.30

PREMIUM

SERIE S45 BATIENTE

ALUMINIO					
CLAVE	DESCRIPCIÓN	PIEZAS X ATADO	LARGO STD. MTS.	PERÍMETRO ANOD. CM.	PERÍMETRO PUL. CM.
62029	JUNQUILLO 6mm.	12	6.10	17.60	4.26
62030	JUNQUILLO 24mm.	16	6.10	12.44	2.49
62035	BATIENTE	4	6.10	28.13	21.63
62038	ZOCLO	3	6.10	44.13	22.32
62039	INTERMEDIO	3	6.10	40.57	20.86
62040	SELLO DE HERMETICIDAD	4	6.10	24.62	-
62041	INTERMEDIO CUADRICULA	4	6.10	32.57	9.60
62046	CERCO CHAPA	4	6.10	28.92	18.61

CUPRUM

Este manual está protegido bajo varias patentes y diseños en trámite.
Prohibida su reproducción total o parcial.

PDF created with pdfFactory Pro trial version www.pdffactory.com

167-187.pdf 10 08/03/2017 22:46:58

CLAVE	FIGURA	DESCRIPCION	APLICACION							
			C-80	PC-150	V-45	PB-45	PB-45 CE	F-45	F-80	F-150
*GN-102		TAPÓN CUBRE PIJA	●	●	●	●	●			
*GN-105		TAPÓN DESAGÜE	●	●						
GN-147		BISAGRA PUERTA BATIENTE COMERCIAL Y RESIDENCIAL (PAR)				●				
GN-168		ESTIRADERA TUBULAR PARA PUERTA BATIENTE				●	●			
GN-450		KIT CREMONA PRIMA FUNCION REVERSIBLE			●					
GN-451		BISAGRA FLASH FUTURA			●					
*GN-452		CREMONA OB PRIMA FUNCION REVERSIBLE			●					

CLAVE	FIGURA	DESCRIPCION	APLICACION							
			C-80	PC-150	V-45	PB-45	PB-45 CE	F-45	F-80	F-150
*GN-453		MECANISMO BASE OSCILOBATIENTE			●					
GN-454		COMPAS OB FUTURA			●					
GN-455		CREMONA PRIMA			●		●			
GN-456		KIT DE PLASTICOS			●					
GN-457		COMPAS LIMITADOR			●					
GN-458		POSICIONADOR DE HOJA			●					
GN-459		CIERRE GOLPETE CICO			●					
GN-460		COMPAS ABATIBLE RALLENTY			●					

188- fin.pdf 1 08/03/2017 23:08:47

CLAVE	FIGURA	DESCRIPCION	APLICACION							
			C-80	PC-150	V-45	PB-45	PB-45 CE	F-45	F-80	F-150
GN-461	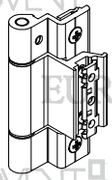	BISAGRA BRIDGE			●		●			
GN-463		ANGULO DE REENVIO			●					
*GN-467	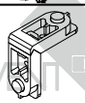	ESCUADRA BOTON 417	●							
GN-471		CREMONA UNICA FUNCION REVERSIBLE			●					
GN-472	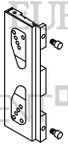	JUEGO APERTURA UNICA			●					
GN-473		EJE 18 MM BT			●					
GN-476		TERMINAL PLETINA			●					
GN-477		ENCUENTRO DOBLE			●					
GN-478		3ER PUNTO DE CIERRE REGULABLE BT			●		●			

CLAVE	FIGURA	DESCRIPCION	APLICACION							
			C-80	PC-150	V-45	PB-45	PB-45 CE	F-45	F-80	F-150
GN-479	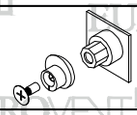	BULON DE CIERRE REGULABLE BT			●		●			
GN-480		ENCUENTRO PARA REGULABLE			●		●			
*GN-481	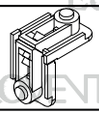	ESCUADRA BOTON 421	●	●	●		●	●	●	●
GN-483		TAPON CIEGABATIENTE			●		●			
GN-485		PASADOR HOJA PASIVA			●		●			
*GN-486	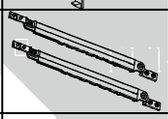	BRAZO TELESCOPICO LASER			●					
*GN-487	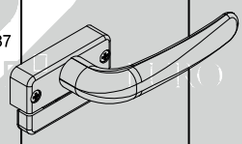	MANIJA DE PROYECCION TAVELLINO			●					
GN-488	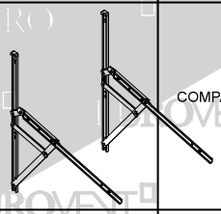	COMPAS LARGO 1980			●					
GN-489		COMPAS CORTO 1981			●					

188- fin.pdf 2 08/03/2017 23:08:56

CLAVE	FIGURA	DESCRIPCION	APLICACION							
			C-80	PC-150	V-45	PB-45	PB-45 CE	F-45	F-80	F-150
*GN-550		CIERRE BRIO EMBUTIDO	●	●						
*GN-551		CIERRE MINIBRIO EMBUTIDO	●							
*GN-554	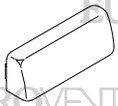	TAPA DREN	●	●	●			●	●	
GN-559		UÑERO BRIO EMBUTIDO	●	●						
GN-560		JALADERA BRIO SOBREPUESTA	●	●						
GN-561		TIRADOR BRIO EXPUESTO C/LLAVE	●	●						

CLAVE	FIGURA	DESCRIPCION	APLICACION							
			C-80	PC-150	V-45	PB-45	PB-45 CE	F-45	F-80	F-150
GN-563	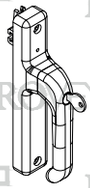	CREMONA CITY KEY	●	●						
GN-603	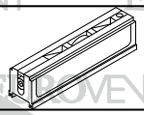	CARRETILLA PABOSE UNA RUEDA	●							
*GN-604		CONTRA Y GANCHO	●							
*GN-605	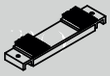	CORTAVIENTOS	●							
GN-606		TAPA TRASLAPE	●							
*GN-607	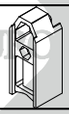	CANDADO DE HOJA	●							
*GN-608		ESCUADRA DE ALINEACIÓN	●	●						
GN-611	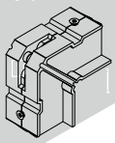	ESCUADRA 5008				●				
GN-612	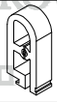	CONECTOR BERNINA 575			●	●	●	●		
*GN-614	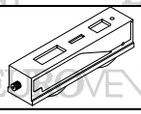	CARRETILLA PABOSE DOS RUEDAS	●							

188- fin.pdf 3 08/03/2017 23:09:07

CLAVE	FIGURA	DESCRIPCION	APLICACION							
			C-80	PC-150	V-45	PB-45	PB-45 CE	F-45	F-80	F-150
GN-616	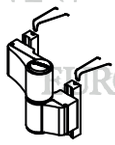	BISAGRA DOMINA 2 ALAS				●				
GN-617		BISAGRA DOMINA 3 ALAS				●				
GN-618		ESCUADRA DE ALINEACIÓN			●	●	●	●	●	●
CN-622 CYG	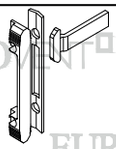	CONTRA Y GANCHO(2)		●						
GN-622TT		TAPA TRASLAPE (4)		●						
GN-622CV	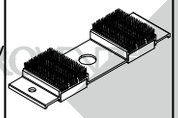	CORTAVIENTOS (2)		●						
GN-622CA	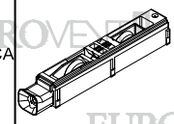	CARRETILLA (4)		●						

CLAVE	FIGURA	DESCRIPCION	APLICACION							
			C-80	PC-150	V-45	PB-45	PB-45 CE	F-45	F-80	F-150
*GN-623	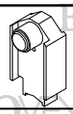	CANDADO DE HOJA		●						
*E-2611	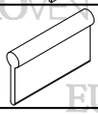	VINIL ALETA				●	●			
*FN-110		FELPA CON PLÁSTICO	●	●		●				
*EP-0124	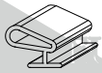	EMPAQUE HONGO DECENTRADO			●	●	●			
*EP-0126		EMPAQUE VIDRIO DE HOJA			●	●	●	●	●	●
*EP-0135		EMPAQUE HONGO DE HOJA			●		●			
-		EMPAQUE CUÑA	●	●						
FN-550		CIERRE CHICO	●							
FN-551		CIERRE GRANDE	●	●						
FN-492		ENGANCHE (CONTRAMARCO)	●							
FN-604A		ENGANCHE								

188- fin.pdf 4 08/03/2017 23:09:08

CLAVE	FIGURA	DESCRIPCION	APLICACION							
			C-80	PC-150	V-45	PB-45	PB-45 CE	F-45	F-80	F-150
FN-631		UÑERO	●	●						
FN-604C		ENGANCHE (CONTRAMARCO)	●	●						
FN-604A		GANCHO	●							
FN-628		GANCHO		●						
FN-001		ANTIFALSA MANIOBRA	●							
FN-002		ANTIFALSA MANIOBRA		●						
FB-561		JALADERA SOBREPUESTA (CHICA)	●							
FN-560		JALADERA SOBREPUESTA (GRANDE)	●	●						

CLAVE	FIGURA	DESCRIPCION	APLICACION							
			C-80	PC-150	V-45	PB-45	PB-45 CE	F-45	F-80	F-150
GN-640		PASADOR MAYA 450 MM				●				
GN-641		CONTRA PASADOR MAYA				●				

188- fin.pdf 5 08/03/2017 23:09:16

CLAVE	PAGINA
14412	35-50-88
45050	115
62000	49
62001	49
62002	50
62004	49
62014	50-88
62017	49
62019	49
62021	22
62022	22
62023	22
62026	36-114
62027	114
62028	8-114
62029	9 - 36 - 114 - 150 - 168
62030	9 - 36 - 114 - 150 - 168
62031	115-151
62032	115
62033	8 - 114 - 150
62035	168
62038	150 - 168
62039	169

CLAVE	PAGINA
62040	151-169
62041	8 - 36 - 115 - 151
62042	8
62046	168
62047	23
62052	86
62054	86
62055	87
62056	87
62057	87
62058	87
62060	88
62085	150
62091	88
62092	22
62094	22
62103	50
62145	9
64206	88
64207	50
67712	35
67734	35
67735	35

188- fin.pdf 6 08/03/2017 23:09:25

FIJO S-45

CLAVE	DESCRIPCIÓN	PAGINA
62028	"T" INTERMEDIO	8
62029	JUNQUILLO 6mm.	9
62030	JUNQUILLO 24mm.	9
62033	"L" CONTRAMARCO	8
62041	INTERMEDIO CUADRÍCULA	8
62042	MOLDURA DE UNIÓN	8
62145	ESQ. REG. AUTO-ENSAMBLE	9

FIJO S-80

CLAVE	DESCRIPCIÓN	PAGINA
62021	INTERMEDIO	22
62022	JUNQUILLO 6mm.	22
62023	JUNQUILLO 24mm.	22
62047	INTERMEDIO CUADRÍCULA	23
62092	ESCALONADO 2 VIAS	22
62094	ESCALONADO 3 VIAS	22

FIJO S-150

CLAVE	DESCRIPCIÓN	PAGINA
14412	CONECTOR	35
62026	T APERRURA EXTERIOR	36
62029	JUNQUILLO 6mm.	36
62030	JUNQUILLO 24mm.	36
62032	CONVERTIDOR	36
62041	INTERMEDIO CUADRICULA	36
67712	REFUERZO PARA INTERMEDIO	35
67734	CONTRAMARCO	35
67735	INTERMEDIO PARA FIJO	35

CORREDIZA S-80

CLAVE	DESCRIPCIÓN	PAGINA
14412	CONECTOR	50
62000	RIEL BÁSICO	49
62001	CERCO 6mm.	49
62002	TRASLAPE	50
62004	CERCO 18mm.	49
62014	REFUERZO	50
62017	RIEL TRIPLE	49
62019	MOSQUITERO	49
62103	ADAPTADOR OXXO	50
64207	ADAPTADOR RIEL	50

CORREDIZA S-150

CLAVE	DESCRIPCIÓN	PAGINA
14412	CONECTOR	88
62014	REFUERZO	88
62052	RIEL DOBLE	86
62054	RIEL TRIPLE	86
62055	CERCO 6mm.	87
62056	CERCO 24mm.	87
62057	MOSQUITERO	87
62058	TRASLAPE	87
62060	ADAPTADOR DE VIDRIO	88
62091	ADAPTADOR RIEL	88
64206	OXXO	88

188- fin.pdf 7 08/03/2017 23:09:37

VENTANA S-45

CLAVE	DESCRIPCIÓN	PAGINA
45050	PLETINA	115
62026	"T" APERTURA EXTERIOR	114
62027	"Z" APERTURA INTERIOR	114
62028	"T" INTERMEDIO	114
62029	JUNQUILLO 6mm.	114
62030	JUNQUILLO 24mm.	114
62031	INTERMEDIO MOVIL	115
62032	CONVERTIDOR	115
62033	"L" CONTRAMARCO	114
62041	INTERMEDIO CUADRICULA	115

PUERTA S-45 CAMARA EUROPEA

CLAVE	DESCRIPCIÓN	PAGINA
62029	JUNQUILLO 6mm.	150
62030	JUNQUILLO 24mm.	150
62031	INTERMEDIO MÓVIL	151
62033	"L" CONTRAMARCO	150
62038	ZOCLO	150
62040	SELLO DE HERMETICIDAD	151
62041	INTERMEDIO CUADRÍCULA	151
62085	CERCO	150

PUERTA S-45

CLAVE	DESCRIPCIÓN	PAGINA
62029	JUNQUILLO 6mm.	168
62030	JUNQUILLO 24mm.	168
62035	BATIENTE	168
62038	ZOCLO	168
62039	INTERMEDIO	169
62040	SELLO DE HERMETICIDAD	169
62041	INTERMEDIO CUADRÍCULA	169
62046	CERCO CHAPA	168

HOJA.pdf 1 08/03/2017 23:59:56

EUROVENT

CUPRUM

188- fin.pdf 8 08/03/2017 23:09:40

Este manual esta protegido bajo varias patentes y diseños en tramite.
Prohibida su reproducción total o parcial.

CUPRUM

EUROVENT

EUROVENT

PREMIUM

PLANTA Y VENTAS EN MÉXICO
Av. La Presa # 290, Col. San Juan Ixhuatepec
Tlanepantla, Edo. de México, C.P. 54180
Tels.: (55) 5 746 7900 / (55) 5746 7800
(55) 5746 7975

PLANTA Y VENTAS EN MONTERREY
Av. Diego Días de Berlanga # 132 Nte.
Col. El Nogalar, San Nicolás de los Garza, N.L.
C.P. 66480
Tels.: (81) 8305 8500
(81) 8305 8600

PLANTA Y VENTAS EN GUADALAJARA
Antigua Carretera a Chapala # 3345
Alamo Industrial
Guadalajara, Jalisco
C.P. 44470
Tel.: (33) 3666 9000

SALA DE EXHIBICION CIUDAD DE MÉXICO
Altavista #79 entre Av. Revolución y Camino a
Desierto de los Leones, Col. San Angel Inn, Del. Álvaro
Obregón, Cd. México.
Tel: (55) 5550 3690, (55) 5616 6674, (55) 5616 7308

SALA DE EXHIBICION MONTERREY
Plaza Tanarah/ Av Vasconcelos 345 Ote., Segundo piso Local
17 y 18, San Pedro Garza García, Nuevo León.
Tel: (81) 8356 6529, 8356 6611, 8356 6263

www.ventanaseurovent.com